



EAST-WEST GATEWAY  
Council of Governments

# Gateway to Safer Roadways

St. Louis Regional  
SS4A Safety Action Plan

Progress Update

---

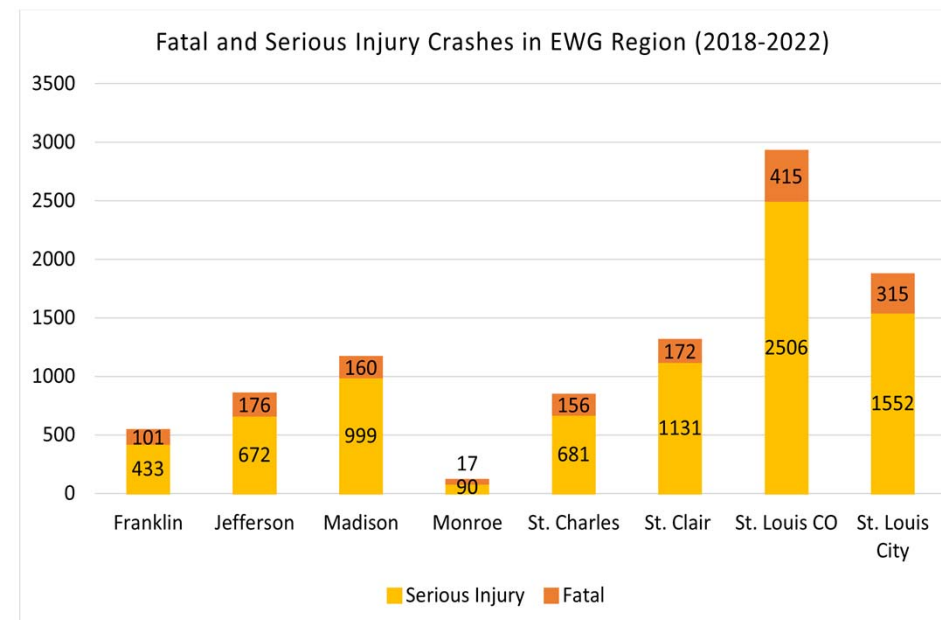
3/19 EAC Meeting



# Why we are here

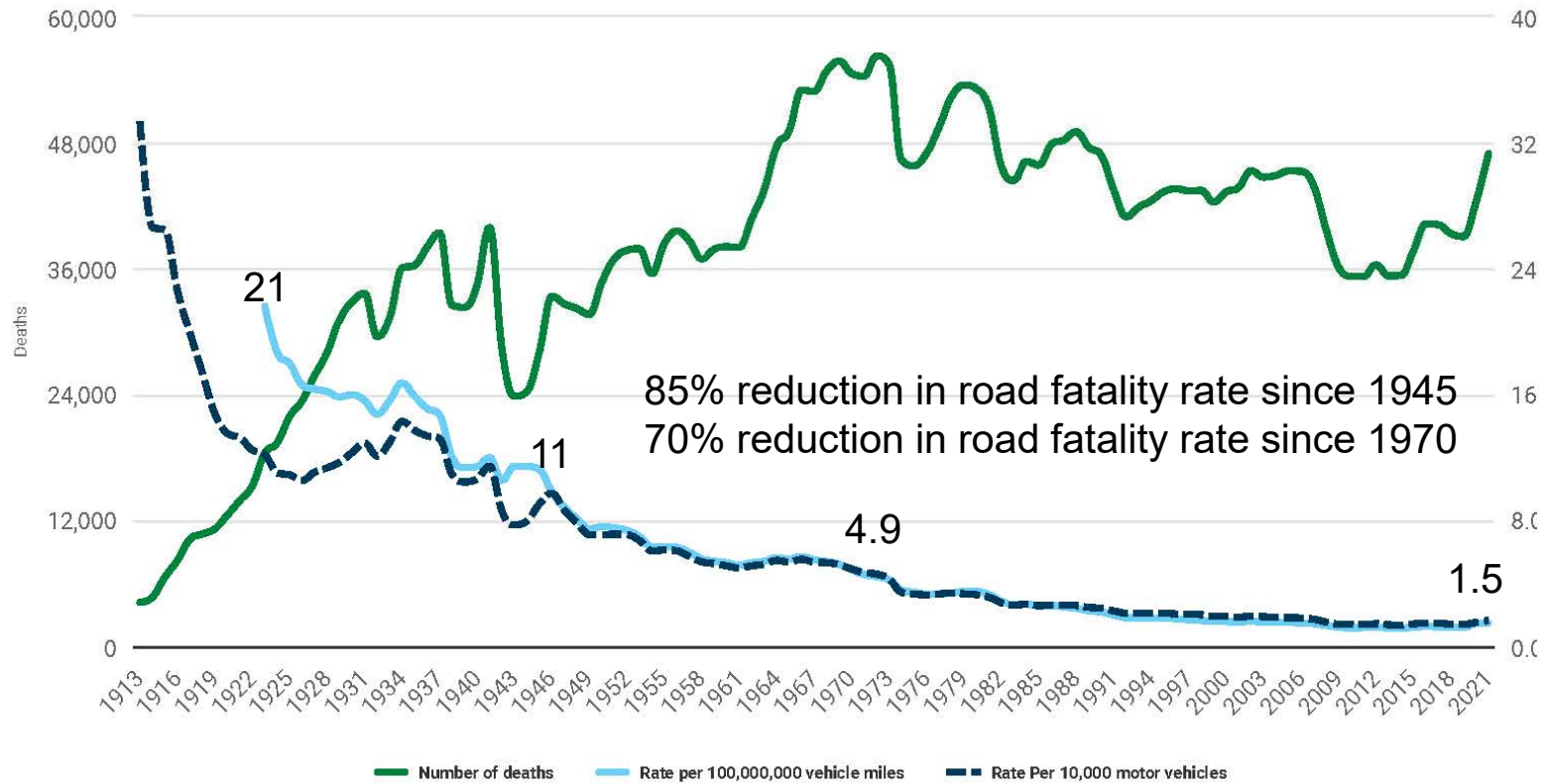
- Roadway crashes are the **leading cause of death for ages 8-20** and second leading cause of death from unintentional injury in the United States. (NHTSA 2016).
- The St. Louis Region ranks above peer regions in fatal crashes per 100 MVM (EWG 2021).
  - St. Louis = 1.06
  - Peer Average = 1.04
  - Minneapolis = 0.63

## 2018-2022 EWG Region = 9,576 Fatal & Serious Crashes (~1,915 per year)



# Moving the Needle

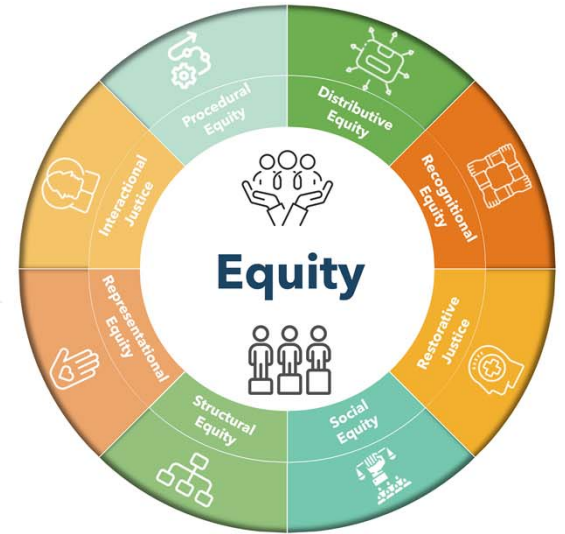
Deaths and MV rates, 1913-2021



<https://injuryfacts.nsc.org/motor-vehicle/historical-fatality-trends/deaths-and-rates/>



# Study Approach

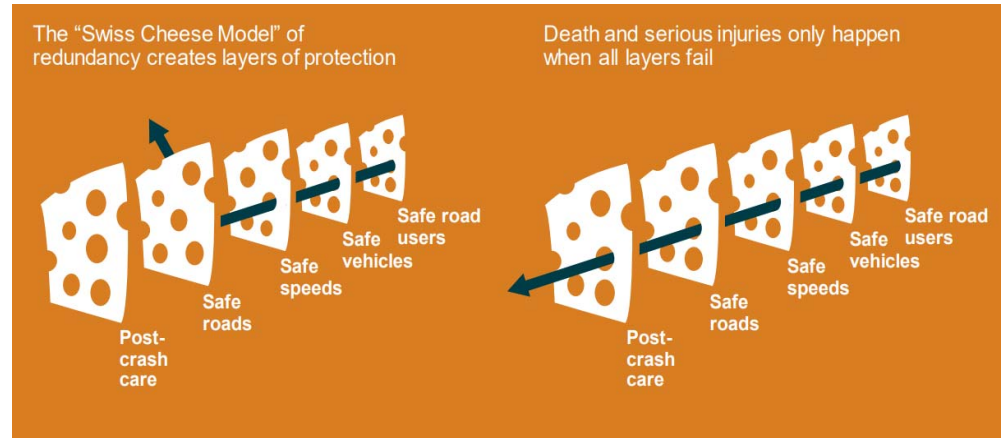


Best Practices

Engagement

Safety Analysis

Safety Action Plan



# Stakeholder Engagement

- Regional Task Force
- St. Louis County
- St. Louis City
- Jefferson/Franklin Counties
- St. Charles County
- Madison/Monroe/St. Clair Counties



| Meeting # | Date                  | Meeting Objective   |
|-----------|-----------------------|---|
| Meeting 1 | January 16 – 25       | Educate Stakeholders on Project                                 |
| Meeting 2 | February 25 – March 1 | Present High Injury Networks Brainstorm Project Recommendations |
| Meeting 3 | April 29 – May 3      | Present the draft Action Plan                                   |



# Regional Task Force

- Automobile Club of Missouri
- FHWA (IL)
- FHWA (MO)
- Franklin County
- Generate Health STL
- Great Rivers Greenway
- IDOT
- Illinois State Highway Patrol
- Jefferson County
- Madison County
- Metro
- Missouri Eastern Region Law Enforcement Liaison
- Missouri State Highway Patrol
- MoDOT
- Monroe County
- St. Charles County
- St. Charles County Ambulance District
- St. Clair County
- St. Louis City
- St. Louis County
- Trailnet
- Transform 314
- Urban League



Federal Highway Administration  
March 2024



Gateway to Safer Roadways

# Five High-Injury Networks

All Modes  
(All Road except Interstates/ramps)

Vulnerable Road Users  
(Pedestrian & Bicyclist)

Underserved Communities

Top Contributing Factors

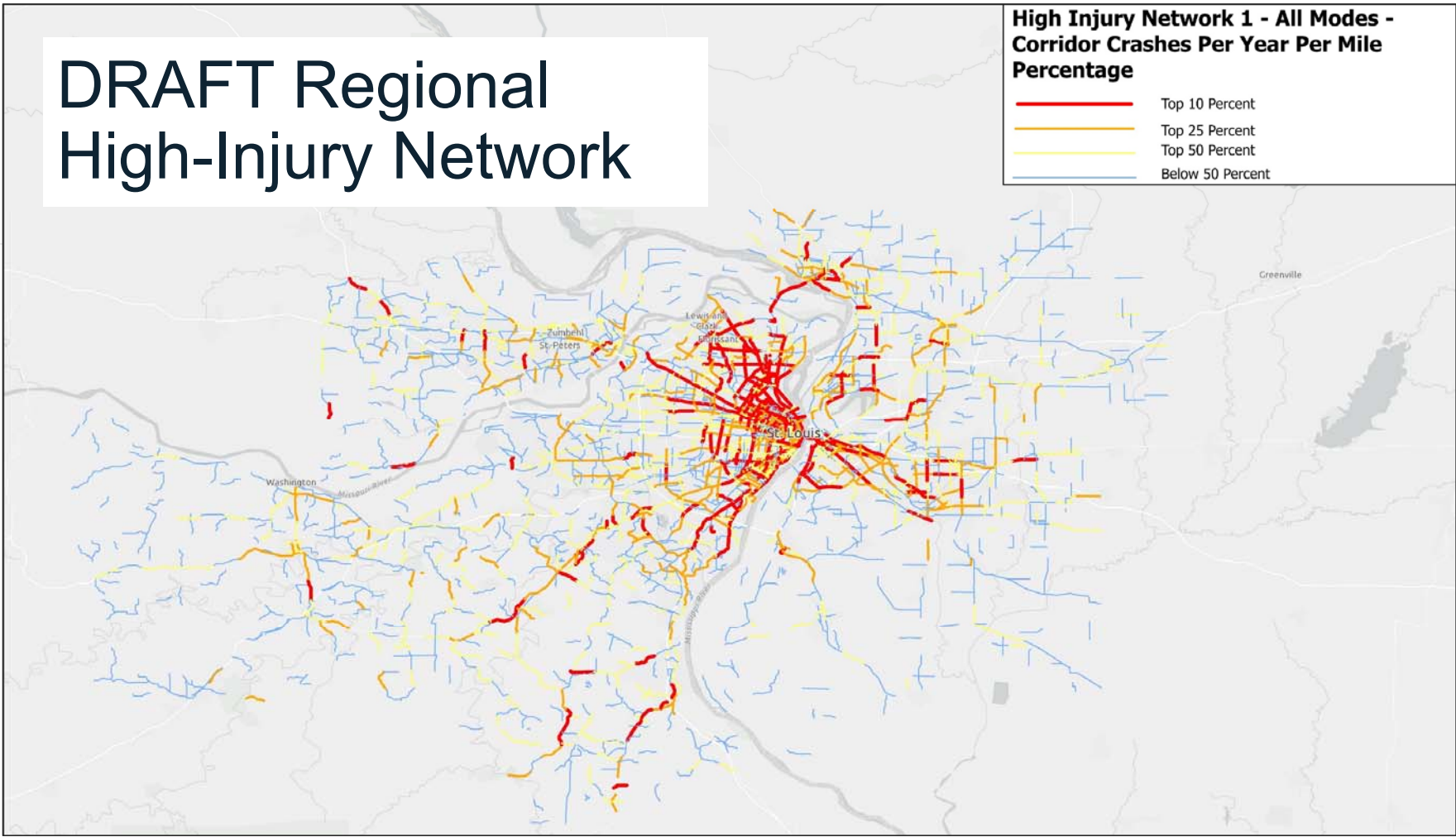
Interstate Hot Spots



# DRAFT Regional High-Injury Network

**High Injury Network 1 - All Modes - Corridor Crashes Per Year Per Mile Percentage**

- Top 10 Percent
- Top 25 Percent
- Top 50 Percent
- Below 50 Percent

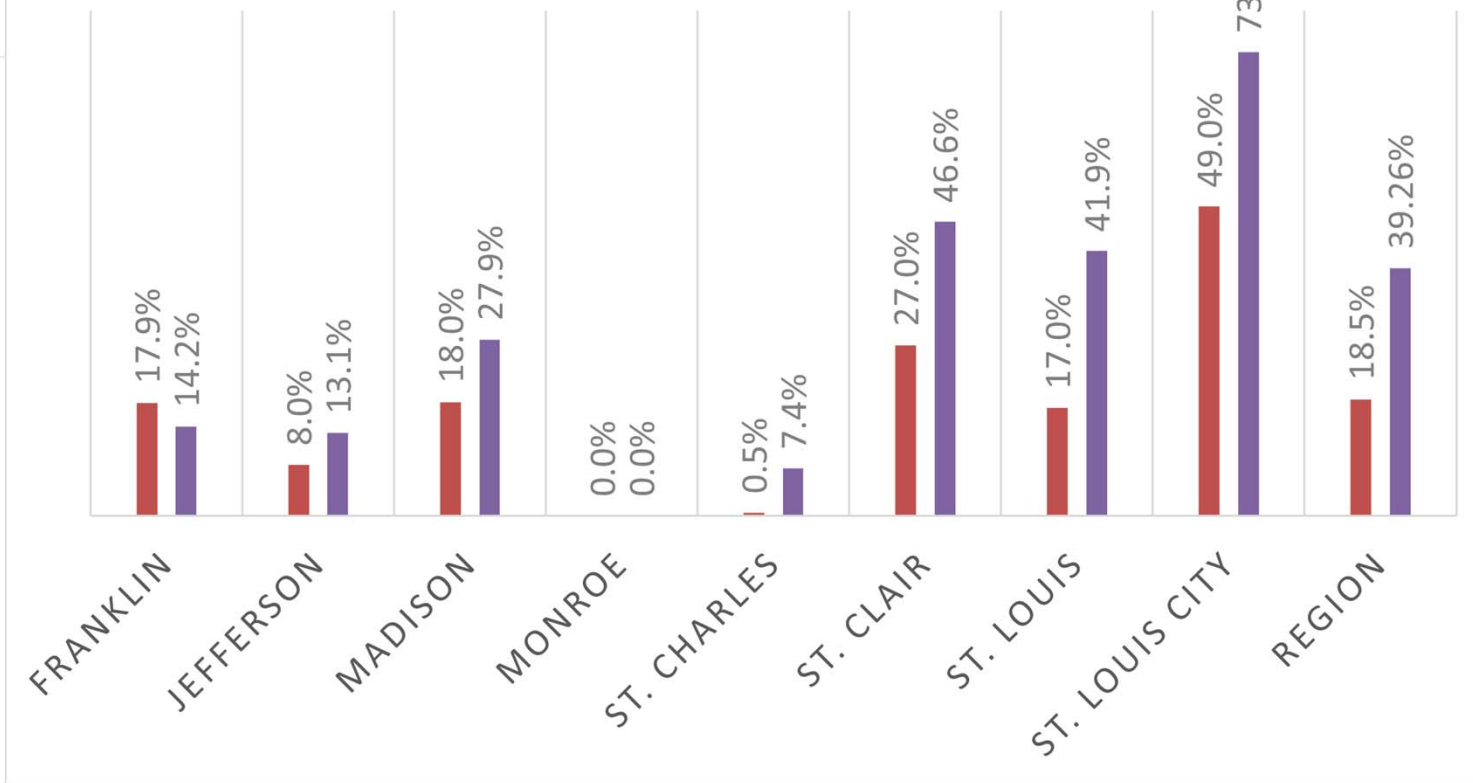






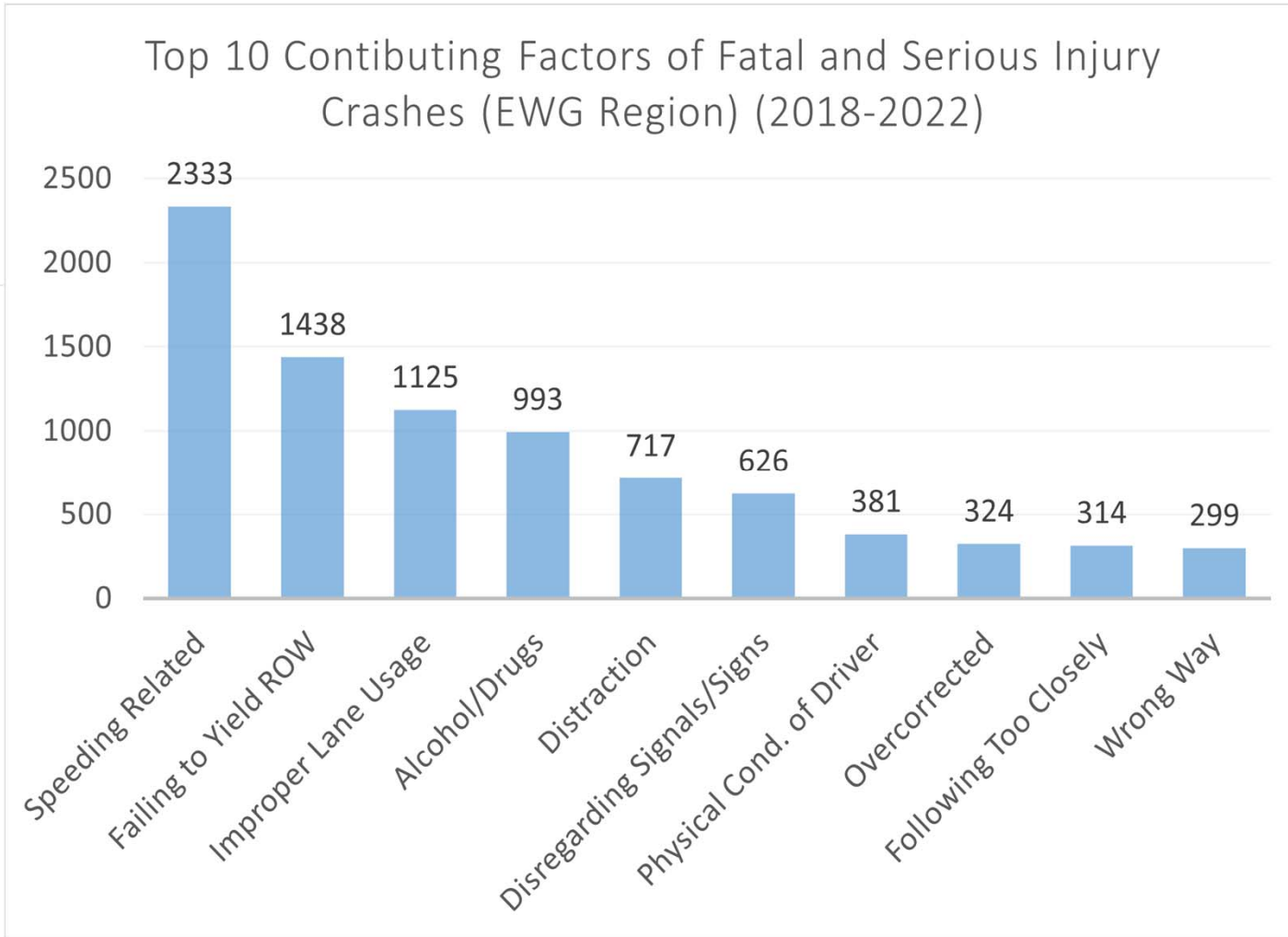
## PERCENT POPULATION AND KSI CRASHES IN CEJST DISADVANTAGED AREA (2018-2022)

■ %Population    ■ %Fatal and Serious Injury Crashes





### Top 10 Contributing Factors of Fatal and Serious Injury Crashes (EWG Region) (2018-2022)



The St. Louis Region ranks 4th highest in peer regions for speed related fatal crashes per 100 MVM (EWG 2021)

- St. Louis= 0.49
- Peer Ave= 0.32
- Nashville=0.18

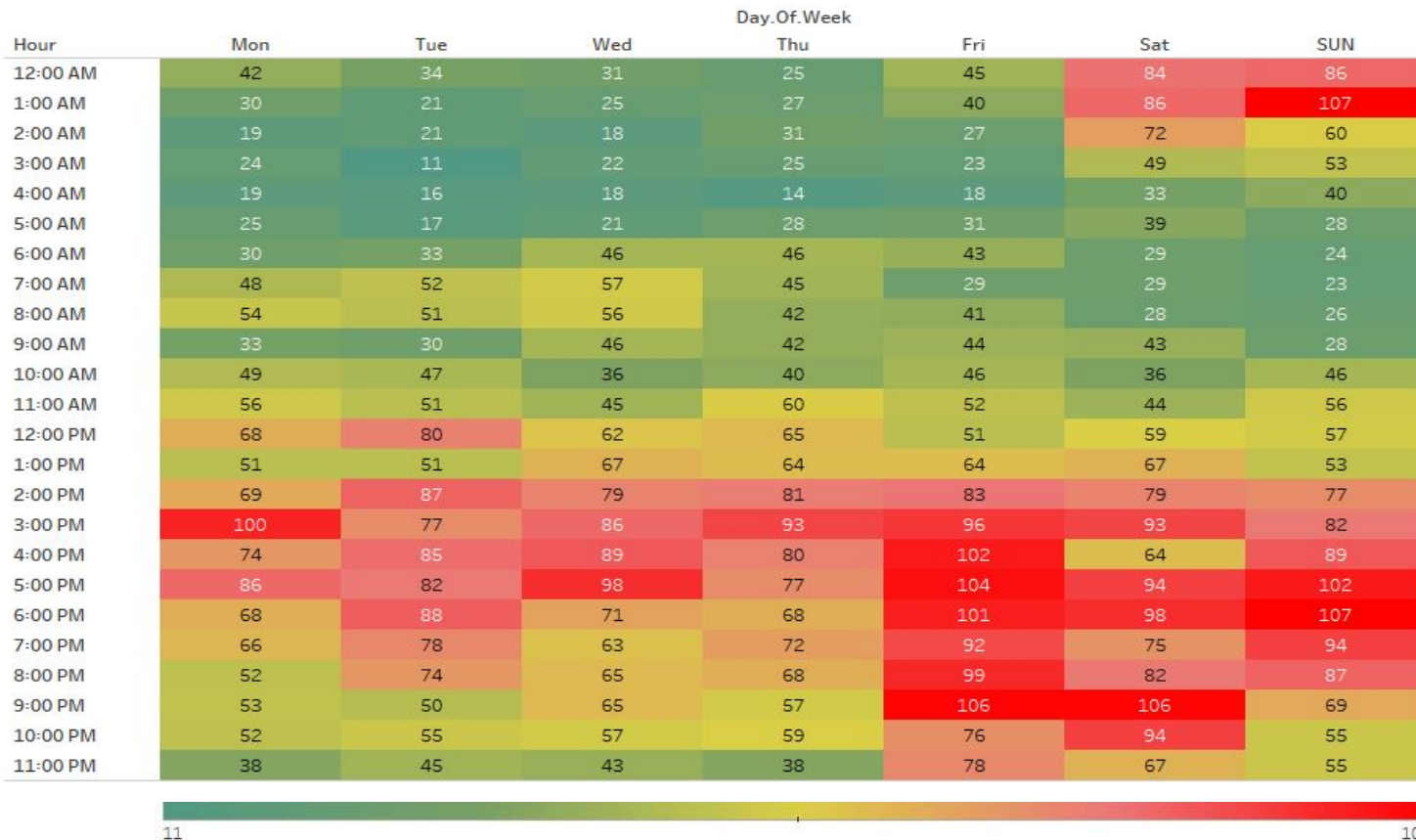


# Fatal and Serious Crashes (KSI) Month and Day, EWG Region, (2018-2022)

Fatal and Serious Injury Crashes by Month and Day of the Week (EWG Region) (2018-2022)

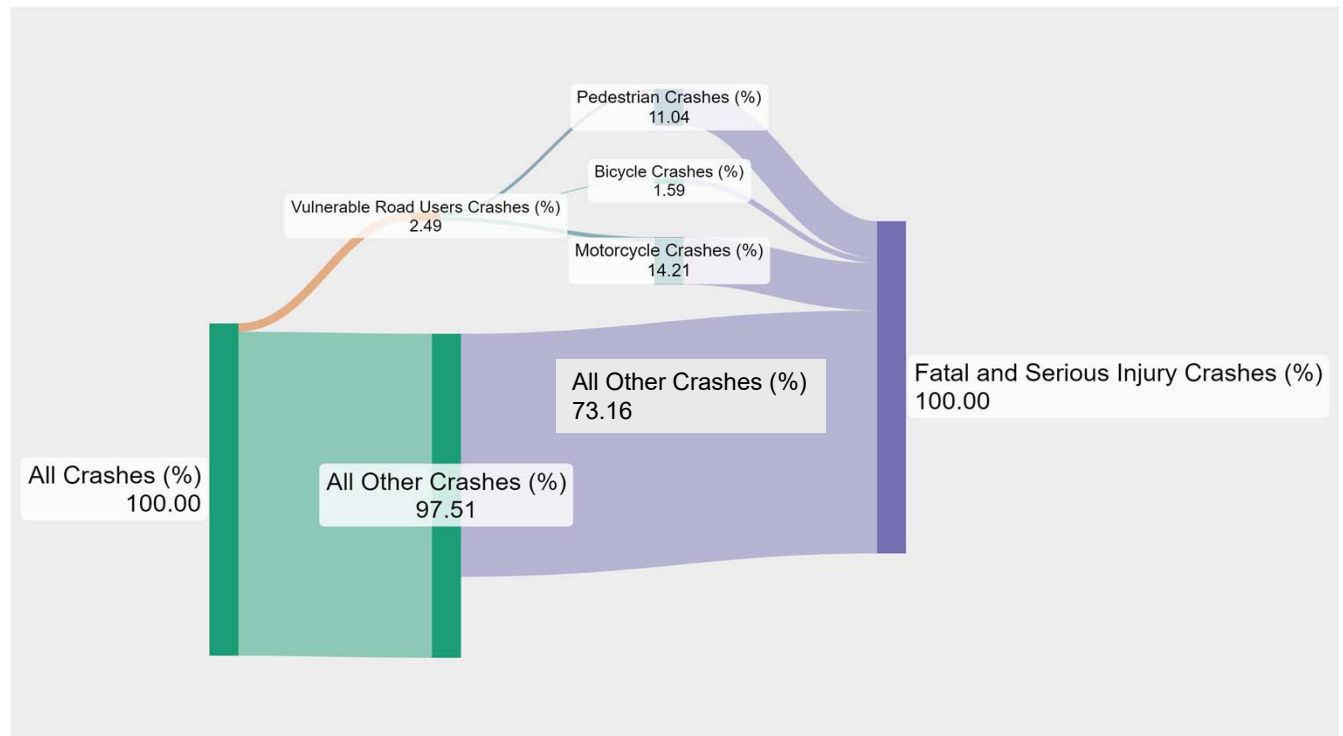


# Fatal and Serious Crashes (KSI) - Day and Time, EWG Region, (2018-2022)



# Over-Represented in Fatal and Serious Injury, EWG Region (2018-2022)

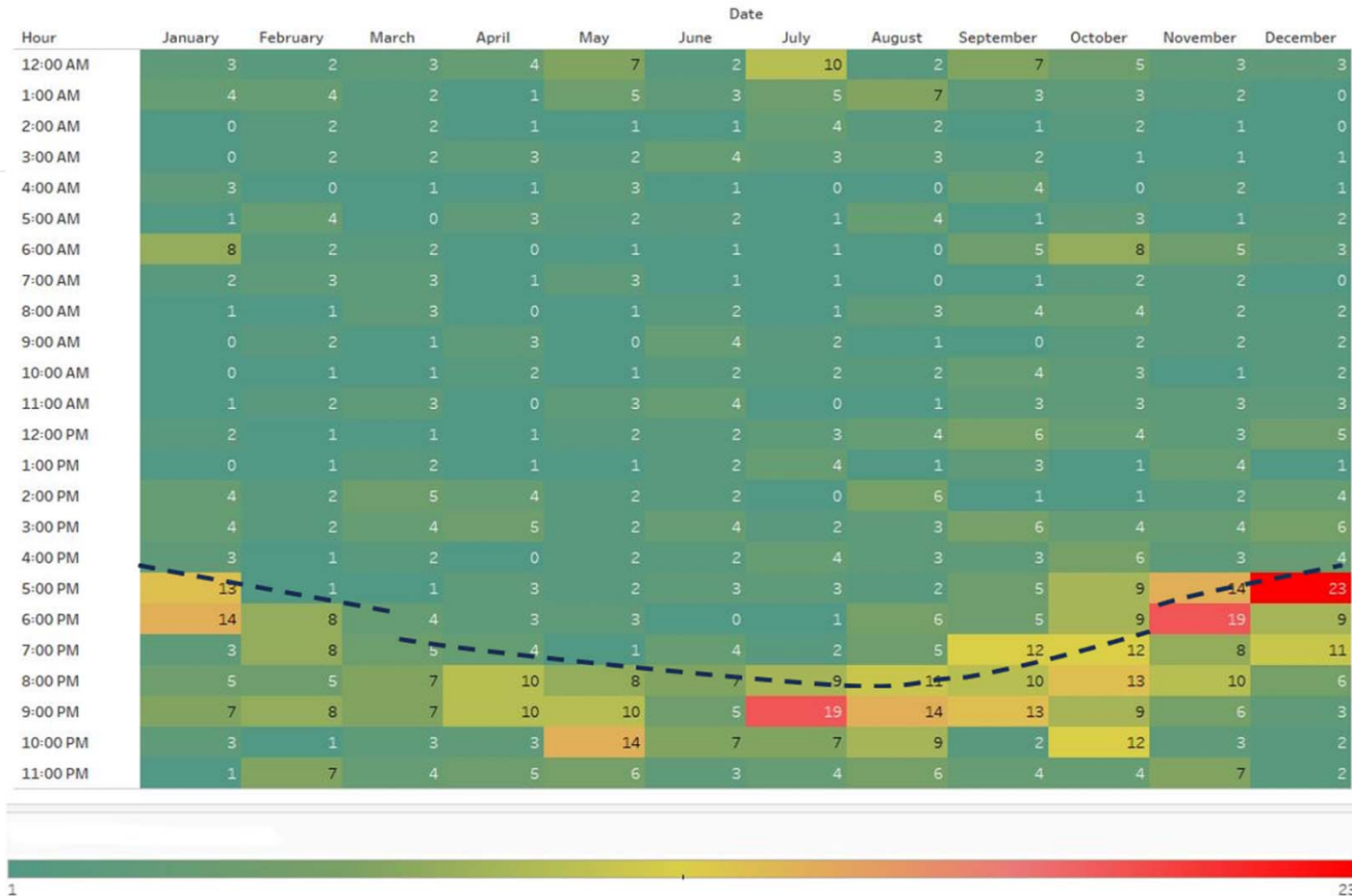
- Pedestrians
- Bicyclists
- Motorcycles



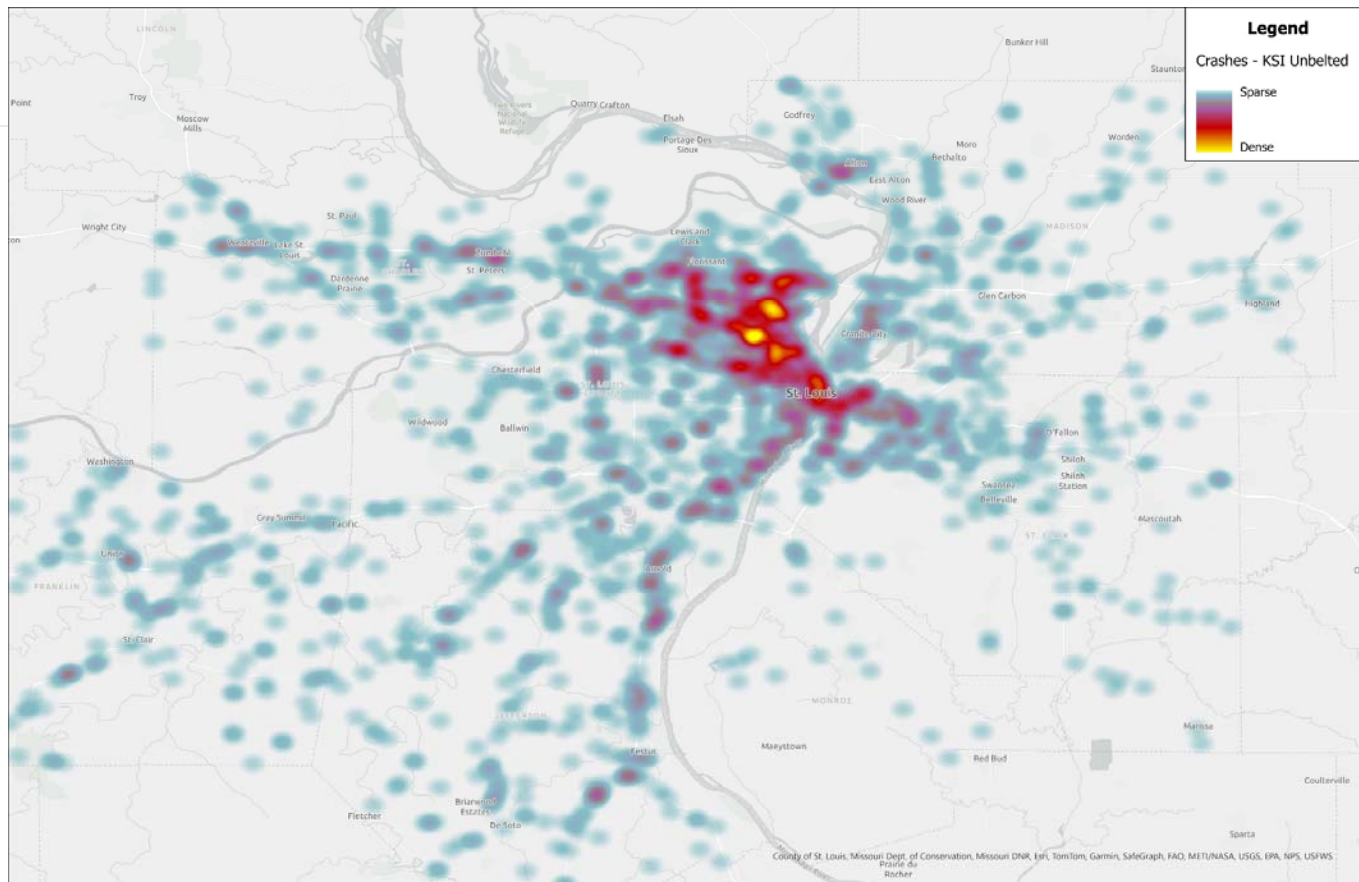


# Pedestrian Crashes (KSI) 1,057~11% of EWG Region Total (2018-2022)

Fatal and Serious Injury Pedestrian Crashes by Month and Hour of the Day (EWG Region) (2018-2022)



# Unbelted Fatal and Serious Crashes (KSI) Heat Map (2018-2022)





# Strengths

# Advocacy and Education Programs

- 1 Laws, Regulations & Enforcement
- 2 Complete Streets
- 3 Design Guidelines Enhancing Safety
- 4 Transportation Safety Plans
- 5 Transportation Safety Funding
- 6 **Advocacy and Education Programs**
- 7 Capacity Building
- 8 Emergency Response & Incident Management
- 9 Equity
- 10 Work Zone Safety



Gateway to Safer Roadways

| Name                               | Location         |
|------------------------------------|------------------|
| Buckle Up/Phone Down Campaign      | MO               |
| First Impact Program               | MO               |
| AAA Teen Driver Online Courses     | MO and IL        |
| Keeping Memories Alive Foundation  | Jefferson County |
| Metro East Teen Driver Safety Days | IL               |
| Bike Month                         | St. Louis Region |

March 2024



# Needs and Opportunities

- 1 Speed and Aggressive Driving
- 2 **Seatbelt Use**
- 3 Helmet Use
- 4 Distracted Driving
- 5 Driver Impairment
- 6 Red Light Running
- 7 Bike/Pedestrian Safety
- 8 Unlicensed and Uninsured Drivers
- 9 Roadway Departure



| Safe System Approach Principle | Recommendation   |
|--------------------------------|--|
| Safe Road Users                | <ul style="list-style-type: none"> <li>• Education/Outreach Programs</li> <li>• Primary Seatbelt Law in MO</li> </ul>  |
| Safe Vehicles                  | <ul style="list-style-type: none"> <li>• Seatbelt tracking devices by employers</li> </ul>   |
| Safe Speeds & Enforcement      | <ul style="list-style-type: none"> <li>• Awareness campaigns in areas with primary seatbelt laws.</li> </ul>   |
| Equity                         | <ul style="list-style-type: none"> <li>• Educational programs for violators.</li> <li>• Community awareness to promote seatbelt use in underserved areas.</li> </ul> |



# 2024 NOFO (Released 2/21)

## Multiple Deadlines

- April 4, 2024, 5 p.m. (EDT):
  - Planning and Demonstration Grants.
- May 16, 2024, 5 p.m. (EDT):
  - **Sole deadline for Implementation Grants.**
  - Planning and Demonstration Grants.
- August 29, 2024, 5 p.m. (EDT):
  - Planning and Demonstration Grants.

\*\$256,687,000 in FY 2023 carryover funds set aside for Planning and Demonstration Grants

\*May 10, 2024: EWG Application Assistance Workshop

## Planning and Demonstration Grants

- Safety Action Plans
- Supplemental Planning
  - Sub plans (e.g., speed management, vulnerable road users, ADA transition plans, health equity, ITS for safety).
  - Road Safety Audits
  - Stakeholder Engagement
- Demonstration Activities/Small Scale Tests
  - Feasibility studies using quick-build tactics
  - Pilot Studies for Behavioral or Operational Activities (e.g., Messaging for outreach campaign, Speed safety cameras, ITS test deployments).



# SS4A Implementation Grants EWG Plan will Cover the 2025 Funding Cycle

## Infrastructure

- Design and/or construction of roadway improvements
- Implement complete street
- Support development of bike/ped network

## Operational

- Testing deployment of advanced transportation technologies
- Implementing standard and new data collection/analysis strategies

## Behavioral

- Creating safe routes to school
- Promoting adoption of innovative technologies
- Conducting education campaigns
- Implementing speed management strategies



# Deliverables

**Comprehensive Safety  
Action Plan**

**Regional High-Injury  
Networks**

**County Level High-Injury Networks**

St. Louis City

St. Louis  
County

St. Charles  
County

Jefferson  
County

Franklin County

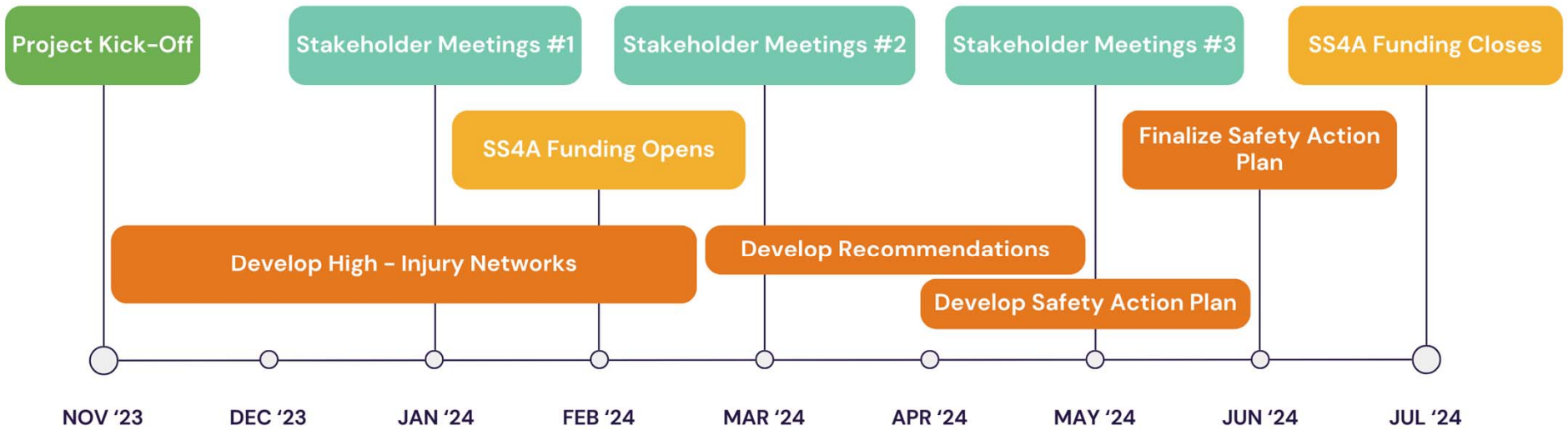
Madison County

St. Clair County

Monroe County



# Project Timeline



we are here



# Next Steps

- Finalizing safety analysis, developing recommendations, and preparing report
- Round 3 Stakeholder Meetings April 29<sup>th</sup> through May 3<sup>rd</sup>
- SS4A Application Workshop
  - Friday May 10<sup>th</sup>, 9:30 am – 11:30 am
- Draft Safety Action Plan presented at May EAC and BOD meetings
- Presented for approval at June EAC and BOD meetings

