

2010 - Grant received from HUD/EPA/DOT



2013 - Plan Completed



2013-2015 - Grant partners keep meeting



2015 - Green Cities Challenge launched



2017 - Held Sustainability Summit and launched Sustainability Lab @ T-REX



2017 - Working Groups form and set targets



2017-now - Several grants received to help meet targets

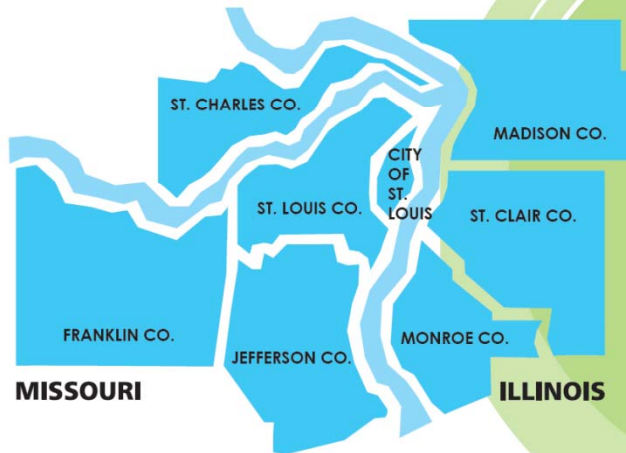


2023 - Working Groups all in on Climate Action Plan

2024 Report to the Region



PLAN FOR A PROSPEROUS, HEALTHY, VIBRANT ST. LOUIS REGION



WHAT'S INSIDE:

Updates—
Sustainability Lab
Indicators Summary
Regional Climate Planning

Working Group Summaries—
Biodiversity
Energy and Emissions
Food Access
Materials and Recycling
Transit Oriented Development
Water and Green Infrastructure

Back Cover—
Get Involved

WHAT'S INSIDE:

Updates—
Sustainability Lab
Indicators Summary
Regional Climate Planning

Working Group Summaries—
Biodiversity
Energy and Emissions
Food Access
Materials and Recycling
Transit Oriented Development
Water and Green Infrastructure

Back Cover—
Get Involved


OneSTL Performance Indicators

Collaborative

| Indicator | Definition | Desired Trend | Baseline | Current |
|--------------------------------------------|------------------------------------------------------------------------------------|---------------|------------|------------|
| OneSTL Network Membership | Number of OneSTL Network Members | ↑ | 2013 0 | 2022 490 |
| Sustainability Lab @ T-Rex | Average number of people in attendance per month at the Sustainability Lab @ T-Rex | ↑ | 2017 44 | 2022 21 |
| Access to Information | Number of OneSTL.org users in the St. Louis Metro Area | ↑ | 2014 2,208 | 2022 5,394 |

Prosperous

| Indicator | Definition | Desired Trend | Baseline | Current |
|--------------------------------|---------------------------------------------------------------------|---------------|-----------------|-----------------|
| Access to Jobs | Percent of residents living within a reasonable travel time to work | ↑ | 2006-2010 86.0% | 2017-2021 87.7% |
| Poverty | Percent of residents living in poverty | ↓ | 2010 12.9% | 2021 11.0% |
| Employment | Number of full-time equivalent (FTE) jobs | ↑ | 2019 1,123,867 | 2021 1,190,768 |




[Home](#) [Next](#) [Previous](#)

System Performance Dashboard


Federal Measures

Highways



See the future targets for safety, asset condition, congestion, reliability, and emissions.


Transit



See the future targets for safety, reliability, and asset condition.


Our Communities and Region

Economic Vitality




Track the region's progress on employment and GDP.

Thriving Neighborhoods and Communities




Understand data on vacancy and housing/transportation costs.

A Vibrant Downtown and Central Core



See how population and employment in the central core has changed.


Healthy and Sustainable Environment



Track the region's progress on air quality and carbon emissions.


Our Transportation System

Safe and Secure




Track the region's progress

Choices and Access




Look at data on non-single

Seamless, Efficient, and Reliable



Assess congestion and

Well-Maintained and Resilient



See the current condition of

STL 2030 PROGRESS

[Measuring Growth](#)
[Mapping Investments](#)
[Tracking Initiatives](#)
[Metro Partners](#)
[Join the Progr](#)

NORTH STAR METRICS
Human Capital
Infrastructure
Business & Economic Development
Public Safety

POPULATION GROWTH
GDP GROWTH
MEDIAN HOUSEHOLD INCOME GROWTH
HOME OWNERSHIP RATE



Population Growth

+0.7%

Average Annual Growth Through 2030 (100K Pop)

2030 TARGET

Steady population growth drives a thriving regional economy. People are a critical regional asset and racial equity and inclusion strengthens communities. A growing, diverse, and dynamic workforce is key to economic success.

Population Growth by Peer MSA (2016-2022)

Population Composition by Race/Ethnicity by Peer MSA (2021)

St. Louis MSA Population Growth by Age (2016-2021)

St. Louis MSA Population Growth by County (2016-2021)

Net Migration (2016-2021)



OneSTL Working Groups

Biodiversity

- ❑ *Led by Missouri Botanical Garden with the St. Louis Zoo*
- ❑ *Protecting and enhancing local ecosystems*



Margy and Dan Terpstra - Shady Oak Sanctuary, Kirkwood, MO



Margy and Dan Terpstra are long-time residents of Kirkwood, MO. They began to transform their property in 1996, to restore habitat for wildlife through native plantings. Their Shady Oaks Sanctuary makes appreciative use of the multiple topographic levels around their suburban yard. Cameras are subtle partners with water features and plantings that provide year-round ecological food sources. The Terpstra's never tire of discovering Nature's ways. They gauge the success of ongoing efforts by the diversity of species they observe, document, and share through photos and blog stories posted to their [website](#). Shady Oaks holds Platinum Certification from the Bring Conservation Home program of St. Louis Audubon.

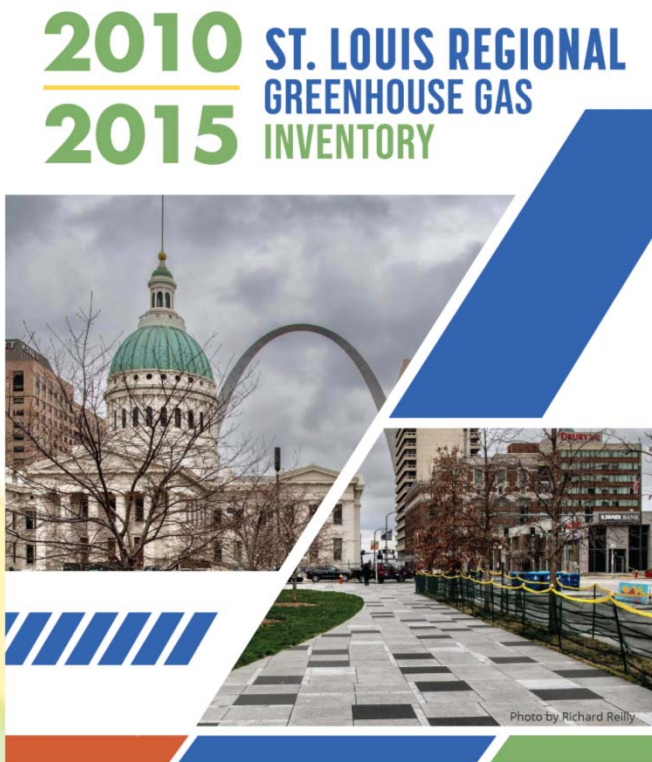
Populating a biodiversity hub with:

- Species Inventories
- Case Studies
- Research Findings
- Policies and Practices
- Corridor Projects and Plans
- Stewardship Opportunities

OneSTL Working Groups

Energy and Emissions

- ❑ *Led by Missouri Gateway Green Building Council and Washington University*
- ❑ *Local renewable energy, building energy efficiency and electric vehicle infrastructure*

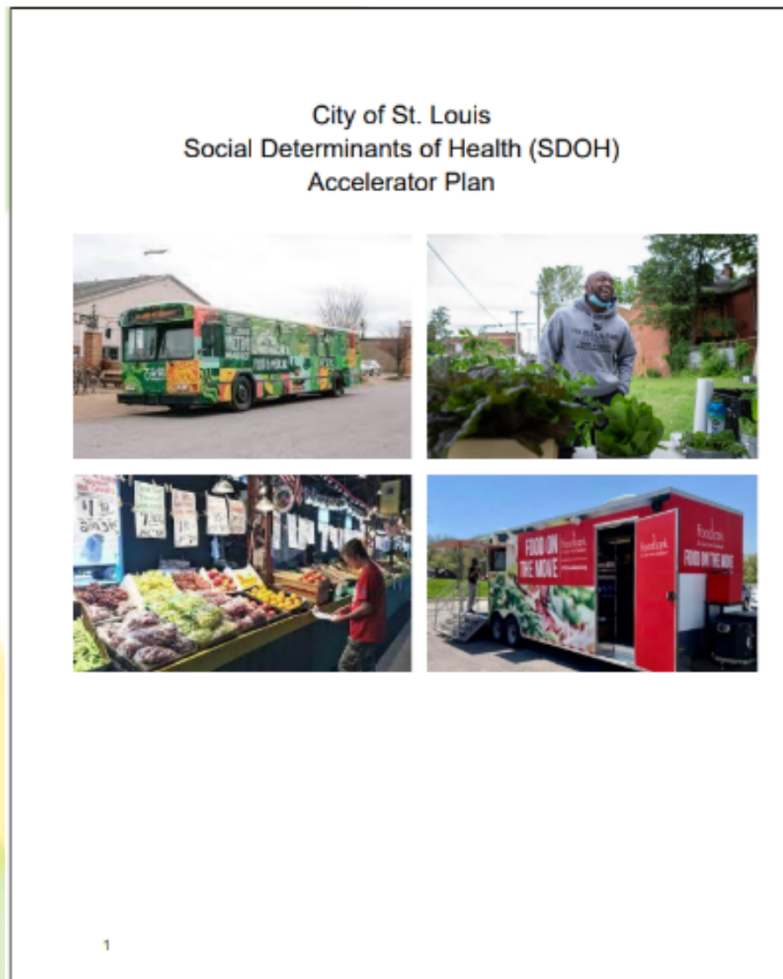


- Assembled and release a regional greenhouse gas inventory
- Supported the St. Louis Building Energy Exchange
- Assisted with Climate Pollution Reduction Grant outreach and coordination on implementation grant application

OneSTL Working Groups

Food Access

- ❑ *Advisory Committee on Social Determinant of Health Study – Healthy Food and Nutrition*

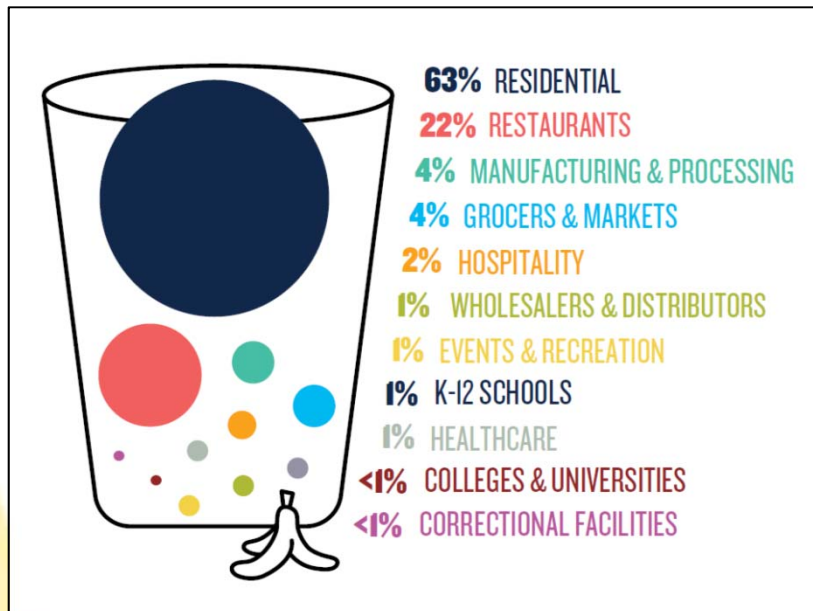


- Increase access to quality fruits and vegetables in areas with low access
- More products and purchasing from urban farms/farming, farmers markets, and other programs
- Collaborating with Materials group on food waste reduction

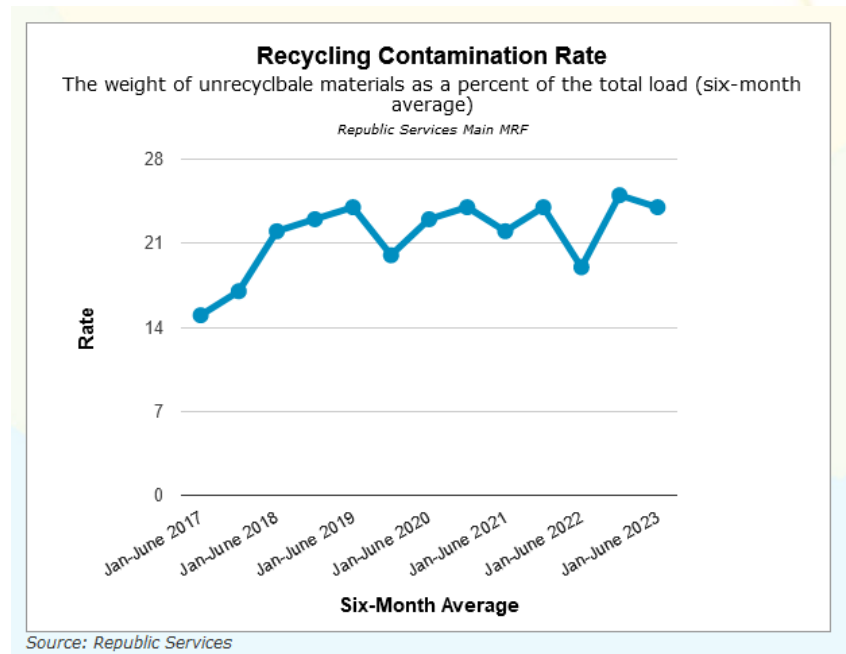
OneSTL Working Groups

Materials and Recycling

- ❑ *Led by Missouri Botanical Garden and Community Volunteers*
- ❑ *Waste reduction through recycling, plastic reduction and food waste*



- Released a regional food waste study




- Worked with Republic Services to get usable data and target setting

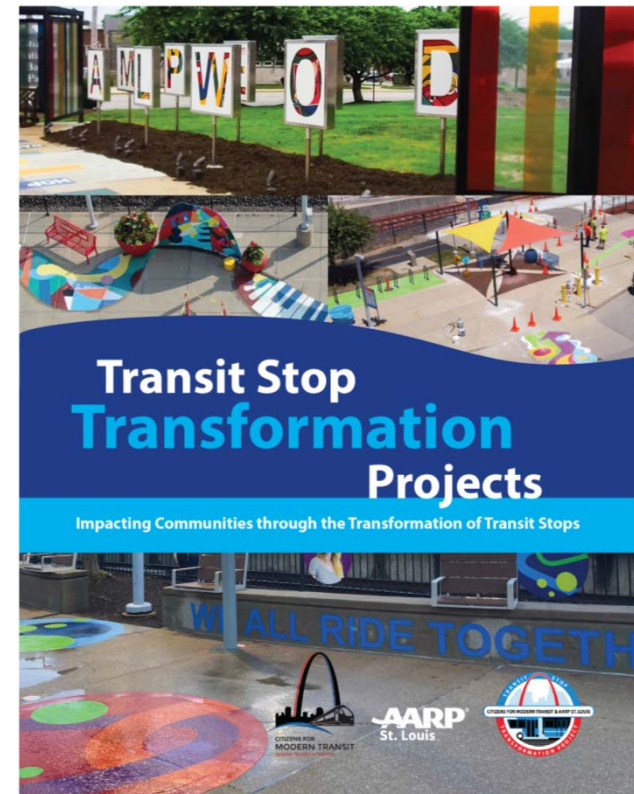
OneSTL Working Groups

Transit Oriented Development

- ❑ *Led by Citizens for Modern Transit*
- ❑ *Developer/Metro/Government relations and transit station improvements*



- Transit Stop Transformation at 5th and Missouri in East St. Louis



- Released the Transit Stop Transformation instruction guide

OneSTL Working Groups

Water and Green Infrastructure

- ❑ *Subcommittee of Water Resources Committee*
- ❑ *Watershed planning resources and water quality awareness*



- Brentwood Park – a success in mitigating flooding



- Meramec River stream bank stabilization



For more information visit
OneSTL.org

Aaron Young
Sustainability Planning Manager
aaron@ewgateway.org