

AGENDA
EAST-WEST GATEWAY COUNCIL OF GOVERNMENTS
EXECUTIVE ADVISORY COMMITTEE
TUESDAY, MAY 23, 2023 – 2:00 P.M.

1. CALL TO ORDER

2. APPROVAL OF MINUTES OF APRIL 18, 2023

3. DISCUSSION ITEMS

- A. FY 2024-2027 Transportation Improvement Program – Summary of Local Project Recommendations - - Jason Lange
- B. Upcoming Funding Programs S5310, Transportation Alternatives Program (TAP) - - Melissa Theiss
- D. Regional Crime Summit - - Jim Wild

4. ACTION ITEMS

- A. Approval to Amend Consultant Agreements for Additional Services for Agency Accounting/Financial Management System - - Jim Wild
- B. 2023 Regional System Reliability Targets - - Christie Holland
- C. 2023 Regional Pavement & Bridge Performance Targets - - Christie Holland
- D. Modifications to the FY 2022-2025 Transportation Improvement Program (TIP), Connected2045, and the Related Air Quality Conformity Determination – Requested by Illinois and Missouri Sponsors - - Jason Lange
- E. Regional Security Expenditures - - Jim Wild

5. OTHER BUSINESS

6. ADJOURNMENT

The meeting can be attended by the public in person or accessed virtually using the link below.
Webinar Registration: <https://attendee.gotowebinar.com/register/4488002386632293211>
Webinar ID: 179-723-958 Phone: 1-415-930-5321

NEXT MEETING DATE: TUESDAY, JUNE 20, 2023



EAST-WEST GATEWAY
Council of Governments

Creating Solutions Across Jurisdictional Boundaries

Memo to: Board of Directors
From: Staff
Subject: Project Notifications
Date: May 16, 2023

Attached is the Project Notification list for April 8 – May 12, 2023. The compiled list contains information about funding requests, grant applications and announcements/public notices. It is compiled from the weekly statewide project table sent out by the Missouri Federal Assistance Clearinghouse, Missouri Office of Administration, for comments. If you have any questions regarding this attachment, please contact Maureen McCarthy in the Community Planning department.

Chair

Mark A. Kern
Chairman, St. Clair County Board

Vice Chair

Tishaura Jones
Mayor
City of St. Louis

2nd Vice Chair

Tim Brinker
Presiding Commissioner
Franklin County

Executive Committee

Steve Ehlmann
County Executive, St. Charles County

Dennis Gannon
County Executive, Jefferson County

Dennis M. Knobloch
County Board Chairman
Monroe County

Dr. Sam Page
County Executive, St. Louis County

Kurt Prenzler
Chairman
Madison County Board

Members

Darlene Bell
President
Municipal League of Metro St. Louis

Honorable Rita Heard Days
Councilwoman, 1st Council District
St. Louis County

Mike Elam
Councilman, District 3
St. Charles County

Megan Green
President, Board of Aldermen
City of St. Louis

Mark Kupsky
President, Southwestern Illinois
Council of Mayors

Roy Mosley
St. Clair County

Charles Powell III
Mayor, City of East St. Louis

David Schwind
Madison County

Herbert Simmons
President, Southwestern Illinois
Metropolitan & Regional
Planning Commission

Seth Speiser
Vice President, Southwestern Illinois
Council of Mayors

Donald R. Summers, Jr.
St. Louis County

Regional Citizens

Barbara Geisman
C. William Grogan
John A. Laker
Ron Williams

Non-voting Members

Holly Bieneman
Illinois Department of Transportation

Vacant
Illinois Department of Commerce
and Economic Opportunity

Patrick McKenna
Missouri Department of Transportation

Taulby Roach
Bi-State Development

Aaron Willard
Missouri Office of Administration

Executive Director

James M. Wild

Gateway Tower
One Memorial Drive, Suite 1600
St. Louis, MO 63102-2451

314-421-4220
618-274-2750
Fax 314-231-6120

webmaster@ewgateway.org
www.ewgateway.org

**Project Reviews for East-West Gateway Council of Governments
April 8 – May 12, 2023**

JURISDICTION	APPLICANT	PROJECT DESCRIPTION	FEDERAL AGENCY	FEDERAL GRANT/LOAN	FUNDING: STATE, LOCAL/OTHER	TOTAL
St. Louis County	Erise Williams & Associates, Inc. #2310018	93.243 – Substance Abuse and Mental Health Services Projects of Regional and National Significance. Community Based Approaches to Reducing Substance Misuse Among the Unhoused (CARS-U)	HHS	\$499,998		\$499,998
City of St. Louis	Interfaith Residence DOORWAYS #2310019	93.243 – Substance Abuse and Mental Health Services Projects of Regional and National Significance The Phoenix Project: Restart, Re-Power, and Soar	HHS	\$2,500,000		\$2,500,000
City of St. Louis	Washington University #2310028	16.710 – Public Safety Partnership and Community Policing Grants Washington University Police Department Peer Support Team	DOJ	\$224,564		\$224,564
St. Louis County	JADASA #2310030	16.736 – Transitional Housing Assistance for Victims of Domestic Violence, Dating Violence, Stalking, or Sexual Assault JADASA Transitional Housing Project	DOJ	\$500,000		\$500,000
City of St. Louis	Behavioral Health Network #2310047	93.243 - Substance Abuse and Mental Health Services Projects of Regional and National Significance Bridges to Care and Recovery Expansion	HHS	\$599,154		\$599,154

St. Louis County	Curators of the University of Missouri on behalf of UMSL #2310057	93.243 - Substance Abuse and Mental Health Services Projects of Regional and National Significance Mental Health Awareness Training	HHS	\$600,000		\$600,000
St. Charles County	St. Charles County #2310059	16.742 - Paul Coverdell Forensic Sciences Improvement Grant Program St. Charles County Police Department Criminalistics laboratory Paul Coverdell Forensic Science Improvement Grants Program - Competitive	DOJ	\$84,000		\$84,000
St. Louis County	City of Manchester #2310061	16.710 - Public Safety Partnership and Community Policing Grants Grant Proposal Seeking Funding Assistance for the Hiring of Five Additional Full-Time Police Officers - Additional officers are necessary to enhance community relations and Improve Public Safety	DOJ	\$363,586.16	Applicant: \$121,195.38	\$484,781.54
St. Louis County	City of Wellston #2311005	16.710 - Public Safety Partnership and Community Policing Grants Wellston Missouri Policing Initiative	DOJ	\$300,000	Applicant: \$75,000	\$375,000
City of St. Louis	Provident, Inc. #2311007	93.243 - Substance Abuse and Mental Health Services Projects of Regional and National Significance Changing Lives Together	HHS	\$183,724		\$183,724

City of St. Louis	St. Patrick Center #2311013	93.243 - Substance Abuse and Mental Health Services Projects of Regional and National Significance St. Patrick Center's Safe Haven Program	HHS	\$75,000	Other: \$622,003	\$697,003
City of St. Louis	Places for People, Inc. #2311021	93.243 - Substance Abuse and Mental Health Services Projects of Regional and National Significance EMPOWER: Engaging Marginalized Populations through Outreach With Evidence-based Recovery services	HHS	\$500,000		\$500,000
St. Louis County	Bayless School District #2311024	16.710 - Public Safety Partnership and Community Policing Grants 2023 Bayless Security Project: A comprehensive security upgrade to improve Security Technology, Physically Harden Entrances, and improve Environmental Security	DOJ	\$307,697	Applicant: \$102,565	\$410,262
St. Louis County	St. Louis County Human Services St. Ann, MO #2311027	93.243 - Substance Abuse and Mental Health Services Projects of Regional and National Significance Equitable Care STL	HHS	\$460,581		\$460,581
City of St. Louis	The Soulard School, Inc. #2311029	16.710 - Public Safety Partnership and Community Policing Grants MAP (Monitoring, Assessment & Prevention) for School Safety	DOJ	\$100,000		\$100,000

MINUTES

EAST-WEST GATEWAY COUNCIL OF GOVERNMENTS EXECUTIVE ADVISORY COMMITTEE APRIL 18, 2023

Voting Members Present

Norm Etling (**Chair**), St. Clair County, IL
Betheryn Williams (**Vice-Chair**), City of St. Louis, MO
David Courtway, Jefferson County, MO
Chris Doucleff, Madison County, IL
Tom Evers, MoDOT
John Greifzu, St. Charles County, MO
Paul Hampel, St. Louis County, MO
Kevin Jemison, IDOT
Jason Jonas, Jefferson County, MO
Darren Lamb, Franklin County, MO
Nathan Larson, Madison County, IL
Judy Nelson, SWICOM
Ken Sharkey, St. Clair County, IL
Charles Stewart, Bi-State Development/Metro
Stephanie Leon Streeter, St. Louis County, MO
Kevin Terveer, SWIPC
Tom Caldwell, IDOT
Betsy Tracy, FHA, IL

Non-Voting Members Present

Betsy Tracy, FHA IL (via webinar)

EWGCOG Staff:

Jim Wild, Staci Alvarez, Josh Campbell, Joyce Collins-Catling, Bailey DeJonge, Stephen Ducker, Lee Harris, Alex Hartig, Christie Holland, Paul Hubbman, Saranya Konala, Ted LaBoube, Jason Lange, Carol Lawrence, Mary Grace Lewandowski, Maureen McCarthy, Marcie Meystrik, Anna Musial, Rachael Pawlak, John Posey, Mary Rocchio, Lubna Shoaib, Himmer Soberanis, Jennifer Vuitel, Derek Wetherell, Aaron Young

CALL TO ORDER

The Executive Advisory Committee was called to order Mr. Etling, Chair.

APPROVAL OF MINUTES OF March 21, 2023 MEETING

Motion was made by Mr. Evers, seconded by Mr. Terveer, to approve the minutes of the March 21, 2023 meeting. Motion carried, all voting aye.

DISCUSSION ITEMS

Draft Connected 2050 and State of the System Appendix

Saranya Konala, EWGCOG, briefly presented to the committee a timeline status for the draft document noting that the goal is to release the draft plan in April and prepare for the May public comment period. Ms. Konala highlighted the federal requirements for the plan pointing out that the planning process must be Continuous, Cooperative, and Comprehensive. She also briefly discussed the LRTP contents, financial plan, state of the system, and the AQCD (in-progress).. She provided more in-depth discussion regarding Chapter 5 – Financial Plan pointing out that that funding sources have experienced sizable increases both in existing and new sources. She also discussed the investment priority projects of the plan noting the three tiers (Tier 1 – 2024-2030; Tier 2 – 2031-2040; and Tier 3 – 2041-2050), as well as the conformity finding, currently in progress. Lastly, Ms. Konala provided a timeline to the committee for presenting the Draft Plan presentation in April, Public Comment period in May, and final approval of the document in June. She mentioned there are tentative dates for virtual learning sessions in May as well as in-person community pop-up sessions planned for April and May in both Illinois and Missouri.

During committee comments, a typographical error was found in one of the pie charts presented; staff will correct this error.

Air Quality Conformity 101

Jim Wild, EWGCOG, noted that quite a bit of time has passed since an air quality update has been given and since it is relevant to the TIP process, staff is briefing the committee on this process. Carol Lawrence, EWGCOG, gave a general background noting the Agency's role, A/Q determinations, and the importance of protecting human health. Ms. Lawrence briefly discussed sources of air pollution, coordination/collaboration efforts between the Agency and community, ozone monitoring system, control requirements (State) for ozone attainment, marginal and moderate non-attainment areas, approach to improving ozone levels, and transportation A/Q conformity process and requirements. She pointed out that FHA and FHWA make final determination and that computer modeling is used for evaluating and documenting impact. Ms. Lawrence mentioned that the process for A/Q is ongoing through June and that informational resources as well as A/Q alerts will soon be available from various media sources.

Considerable discussion was expressed regarding funding effects of reaching excessive levels, vehicle emission programs, and the availability of CMAQ published reports. Mr. Wild noted that MoDOT does provide these types of reports and the Agency will research and provide information to anyone interested in receiving it.

Preliminary Survey Results for the Regional Crime Summit

John Posey, EWGCOG, provided the committee with preliminary survey results for the upcoming Regional Crime Summit mentioning that the survey was sent out last month noting that the survey gives a range of opinions from civic leaders, business, elected officials, board members, and communities. Mr. Posey presented and briefly discussed charts reflecting responses by age group, sex, zip codes (MO & IL), sample questions (top 10 categories of crimes most frequently mentioned), and three to five ideas/solutions mentioned by respondents to address crime in the region. He noted that responses are still being tabulated and a full report of findings will soon be made available.

ACTION ITEMS

Approval of the FY 2024 Unified Planning Work Program (UPWP) and Authorization to Enter into Agreements for Work Identified in the UPWP

Jim Wild, EWGCOG, mentioned to the committee that the draft document had been previously presented at the March meetings and has been provided to the funding partners and citizens for review and comment opportunities. Mr. Wild noted that some adjustments and updates have been made based on MoDOT and other comments received. He briefly discussed total funding projected for FY 2024 providing amounts for new funding, Agency in-house costs, and planning project consultant fee estimates.

Staff recommends board approval of the proposed FY 2024 UPWP, and that authorization to negotiate and execute agreements be given to the Executive Director.

Motion to recommend approval of staff's recommendation was made by Mr. Lamb seconded by Mr. Greifzu. Motion carried, all voting aye.

OTHER BUSINESS

None

ADJOURNMENT

Motion to adjourn the meeting was made by Mr. Hampel seconded by Mr. Doucleff. Motion carried, all voting aye.

Respectfully submitted,



James M. Wild
Secretary, Board of Directors



EAST-WEST GATEWAY
Council of Governments

Creating Solutions Across Jurisdictional Boundaries

Memo to: Board of Directors
From: Staff
Subject: FY 2024-2027 Transportation Improvement Program – Summary of Local Project Recommendations
Date: May 18, 2023

East-West Gateway Council of Governments (EWG) conducted a call for applications for Congestion Mitigation and Air Quality Improvement Program (CMAQ) and Surface Transportation Block Grant Program – Suballocated (STP-S) projects on November 4, 2022. EWG included Carbon Reduction Program (CRP) funding as part of the CMAQ solicitation and Missouri Off-System Bridge Program/Bridge Formula Program (BRO/BFP) funding as part of the STP-S solicitation. CRP eligibilities mirror CMAQ eligibilities in some instances (i.e., carbon dioxide emissions reduction). BRO/BFP funds can only be used on poor condition bridges on local roads or rural minor collectors. The project applications were due on February 9, 2023.

Staff has completed the evaluation of local project applications, and the Transportation Planning Committees (TPC) in Illinois and Missouri made funding recommendations at their May meetings.

CRP funds were not initially included in the project solicitation in Illinois in November. The Illinois Department of Transportation recently notified EWG that the CRP funding could be programmed. The Illinois TPC recommended funding eight CMAQ/CRP project applications totaling \$7.6 million in federal funds (including \$6 million of CMAQ funds and \$1.6 million of CRP funds), and 15 STP-S project applications totaling \$10.2 million in federal funds.

The Missouri TPC recommended funding 14 CMAQ/CRP project applications totaling \$34.4 million federal funds (including \$22.4 million in CMAQ funds and \$12 million in CRP), 34 STP-S project applications totaling \$70.3 million in federal funds, and seven BRO/BFP applications totaling \$11.8 million in federal funds.

These recommendations are shown on the following tables. **Attachment A** details the TPC recommendations.

Chair
Mark A. Kern
Chairman, St. Clair County Board

Vice Chair
Tishaura Jones
Mayor
City of St. Louis

2nd Vice Chair
Tim Brinker
Presiding Commissioner
Franklin County

Executive Committee
Steve Ehlmann
County Executive, St. Charles County
Dennis Gannon
County Executive, Jefferson County
Dennis M. Knobloch
County Board Chairman
Monroe County
Dr. Sam Page
County Executive, St. Louis County
Kurt Prenzler
Chairman
Madison County Board

Members
Darlene Bell
President
Municipal League of Metro St. Louis
Honorable Rita Heard Days
Councilwoman, 1st Council District
St. Louis County
Mike Elam
Councilman, District 3
St. Charles County
Megan Green
President, Board of Aldermen
City of St. Louis
Mark Kupsky
President, Southwestern Illinois
Council of Mayors
Roy Mosley
St. Clair County
Charles Powell III
Mayor, City of East St. Louis
David Schwind
Madison County
Herbert Simmons
President, Southwestern Illinois
Metropolitan & Regional
Planning Commission
Seth Speiser
Vice President, Southwestern Illinois
Council of Mayors
Donald R. Summers, Jr.
St. Louis County

Regional Citizens
Barbara Geisman
C. William Grogan
John A. Laker
Ron Williams

Non-voting Members
Holly Bieneman
Illinois Department of Transportation
Vacant
Illinois Department of Commerce
and Economic Opportunity
Patrick McKenna
Missouri Department of Transportation
Taulby Roach
Bi-State Development
Aaron Willard
Missouri Office of Administration

Executive Director
James M. Wild

Gateway Tower
One Memorial Drive, Suite 1600
St. Louis, MO 63102-2451

314-421-4220
618-274-2750
Fax 314-231-6120

webmaster@ewgateway.org
www.ewgateway.org

Board of Directors
May 18, 2023
Page 2

	Number of CMAQ/CRP Applications Recommended	CMAQ Funds (millions)	CRP Funds (millions)	Total CMAQ/CRP Funds (millions)
Illinois	8	\$6.0	\$1.6	\$7.6
Missouri	14	\$22.4	\$12.0	\$34.4

	Number of STP-S Applications Recommended	STP-S Funds (millions)
Illinois	15	\$10.5
Missouri	34	\$70.3

	Number of BRO/BFP Applications Recommended	BRO/BFP Funds (millions)
Illinois	N/A	N/A
Missouri	7	\$11.8

Local projects recommended for funding by the TPC will be included in the draft FY 2024-2027 Transportation Improvement Program (TIP). The draft TIP will be presented to the Board of Directors on June 28 and released for public comment from June 30 through August 2. Following the comment period, the TIP will be submitted to the Board of Directors for final approval on August 30.

Attachment A

Illinois Transportation Planning Committee Recommendations
Illinois Local Program - Congestion Mitigation and Air Quality Improvement Program (CMAQ) / Carbon Reduction Program (CRP)
Sorted in alphabetical order by sponsor

RECOMMENDED FOR FUNDING					
County	Sponsor	ID #	Project Title - Description	Federal Cost	Total Cost
St. Clair	Bi-State Development/Metro	7316A-26	Bus Replacement - 2026 (A) - Replace 3 Buses	\$1,281,528	\$1,601,910
St. Clair	Bi-State Development/Metro	7316B-26	Bus Replacement - 2026 (B) - Replace 3 Buses	\$1,281,528	\$1,601,910
Madison	Collinsville	7316C-24	Horseshoe Lake Rd - at McDonough Lake Rd Traffic Signal - Relocate Shared Use Path	\$596,000	\$745,000
Madison	Edwardsville	7316D-24	Governors Pkwy - at Esic Drive Roundabout	\$1,600,000	\$2,000,000
Madison	Glen Carbon	7316E-26	IL 157 Traffic Signal/Intersection Improvements - 325' N/O Hospitality Way to 225' S/O Glenwood Dr Traffic Signal at The Game Dr	\$1,200,000	\$2,035,171
Multi-State	Madison County Transit District	7316F-24	Ridefinders Marketing & Outreach - 2024 - IL - Increase Awareness, Interest, and Participation in Ridefinders By Employers and Commuters	\$400,000	\$400,000
Multi-State	Madison County Transit District	7316G-24	Ridefinders Vanpool Fleet Acquisition - 2024 - IL - Van Replacement (4) Ridefinders covers MO and IL. Total Cost Split With MO CMAQ (\$103,000 CMAQ requested in MO)	\$25,800	\$25,800
St. Clair	St. Clair County Transit District	7316H-25	Electrification of ATS Fleet - Acquire 6 Electric Vehicles	\$1,200,000	\$1,500,000
Cumulative Cost:				\$7,584,856	\$9,909,791
Funded with Carbon Reduction Program (CRP) Funds					
Funded with Both CMAQ and Carbon Reduction Program (CRP) Funds					
NOT RECOMMENDED FOR FUNDING					
County	Sponsor	ID #	Project Title - Description	Federal Cost	Total Cost
Madison	Alton	8400	Fosterburg Rd, Phase 4 - 700' S/O Alton Commerce Pkwy to 315' N/O IL Rt 144/111 Bi-Dir. Left Turn Lane - Widen Shoulders	\$2,354,400	\$2,943,000
Madison	Granite City	8406	Fehling Road at State St Roundabout - Sidewalk Upgrades (6 ft)	\$1,436,980	\$1,796,225

Attachment A

Illinois Transportation Planning Committee Recommendations
Illinois Local Program - Surface Transportation Block Grant Program - Suballocated (STP-S)
Sorted in alphabetical order by sponsor

RECOMMENDED FOR FUNDING					
County	Sponsor	ID #	Project Title - Description	Federal Cost	Total Cost
Madison	Alton	7315A-27	Main St, Phase 1 - College Ave to Hillcrest Ave Resurfacing - Curb Ramps	\$762,400	\$1,119,000
St. Clair	Belleville	7315B-27	W. Main St, Phase 2 - 44th St to 37th St Resurfacing - Curb Ramps	\$795,600	\$1,115,800
Madison	Bethalto	7315C-27	Erwin Plegge Blvd, Phase 2 - Ashbrook St to Prairie St - Resurfacing Oak St to Prairie St - Shared Use Path (10 ft)	\$481,032	\$681,290
St. Clair	Cahokia Heights	7315D-27	Jerome Ln, Phase 2 - Range Ln to Paris Ave - Resurfacing - Curb Ramps Sauget School to Paris Ave - Sw (4') - Bike Lanes (6')	\$678,293	\$924,946
Madison	East Alton	7315E-27	St. Louis Ave, Phase 2 - 500 ft E/O West Main St to Broadway Resurfacing - Curb Ramps	\$740,000	\$1,091,000
St. Clair	East St. Louis	7315F-27	Dr Martin Luther King Jr Dr, Phase 3 - Columbia Pl to 18th St Resurfacing - Ln Reduction - Two-Way Turn Lane - Bike Lanes (6 ft)	\$677,554	\$923,938
St. Clair	Fairmont City	7315G-27	Maryland Avenue - N 45th St to IL Rt 111 (Kingshighway) Overlay - Sidewalk (5 ft)	\$707,326	\$984,158
Madison	Godfrey	7315H-27	N. Alby St, Phase 1 - Humbert Rd to 350 ft S/O Cannavan Dr Resurf - Buffered Bike Lanes (6') - Xing at Bus Stp	\$575,520	\$850,200
Madison	Granite City	7315I-27	Madison Ave, Phase 3 - 27th St to 29th St Resurfacing - Reconstructed Sidewalks (5 ft)	\$763,646	\$1,063,207
Madison	Illinois/SIUE	7315J-27	S. University Dr, Phase 2 - University Park Dr to Stadium Dr (Southbound) Resurfacing	\$704,928	\$999,160
St. Clair	Lebanon	7315K-27	Herman St - US 50 (St. Louis St) to McAllister St Resurfacing - Shared Use Path (10 ft) - Sidewalk (5 ft)	\$643,074	\$898,842
Madison	Madison	7315L-27	Third St, Phase 2 - Madison Ave to Ewing Ave Resurfacing - Upgrade Sidewalks (6 ft)	\$580,070	\$814,921
St. Clair	Smithton	7315M-27	N. Main St (IL 159), Phase 2 - Stonefield Dr to Kountry Market Entrance Resurfacing - Add Two-Way Turn Lane - Sidewalk (5')	\$637,840	\$915,300
St. Clair	Swansea	7315N-27	Gilbert St, Phase 2 - Kinsella Ave to IL 159 (Illinois St) Overlay - Curb/Gutter - Sidewalk (5') - Kinsel-Casey Ave	\$739,846	\$1,049,808
Monroe	Waterloo	7315O-27	HH Road - 2900 ft W/O Moore St to IL 3 Overlay - Shoulders (2')	\$680,386	\$1,063,103
Cumulative Cost:				\$10,167,515	\$14,494,673

Attachment A

Illinois Transportation Planning Committee Recommendations
Illinois Local Program - Surface Transportation Block Grant Program - Suballocated (STP-S)
Sorted in alphabetical order by sponsor

NOT RECOMMENDED FOR FUNDING					
County	Sponsor	ID #	Project Title - Description	Federal Cost	Total Cost
Madison	Alton	8301	State St, Phase 3 - Logan St to 9th St/State St Resurfacing - Curb Ramps	\$904,800	\$1,331,000
Madison	Collinsville	8305	Summit Ave, Phase 3 - Dooner Dr to Giles Ave Reconstruction - Shared Use Path (10') - Sidewalk (5')	\$779,200	\$1,134,000
Madison	East Alton	8307	Third St, Phase 1 - Douglas St to Vernon St Reconstruction - Sidewalks (5-7 ft)	\$736,000	\$1,099,000
Madison	Edwardsville	8309	Madison Avenue - Franklin Ave to Montclair Ave Resurfacing - Shared Use Path (10 ft)	\$888,000	\$1,343,500
Madison	Granite City	8313	State St, Phase 1 - Fehling Rd to 29th St Resurfacing/Reconstruction - Sidewalks (6 ft)	\$712,342	\$1,010,287
Madison	Madison	8316	Sixth St, Phase 1 - Madison Ave to Alton Ave Resurfacing - Curb Ramps - Sidewalks (5')	\$583,864	\$820,252
Madison	Maryville	8318	Pleasant Ridge Rd, Phase 1 - 1100 ft N/O I-55 to I-55 Resconstruct - Shared Use Path (10') -	\$849,838	\$1,271,850
St. Clair	Millstadt	8319	W. Parkview Dr Sidewalk - N Polk St to N Jefferson St (IL 163) Sidewalk (5-6 ft) - Curb/Gutter	\$733,308	\$1,036,635
St. Clair	O'Fallon	8320	W. State St/Obernuefemann Rd - Ober: Carriageway Ln to Center Grove Dr State: Hwy 50 to Douglas Ave - Resurfacing	\$586,400	\$778,000
St. Clair	St. Clair County	8322	Frank Scott Pkwy West - 300' N/O Belleville Crossing St to 230' N/O Town Hall Rd Overlay - Curb Ramps	\$762,020	\$1,067,525
St. Clair	St. Clair County	8323	Hartman Ln - Meadowbrook Dr to Lebanon Ave Joint Repair - Patching	\$361,158	\$494,762
Madison	Troy	8325	Bouse Rd, Phase 1 - 500' E/O Whitworth-125' E/O Chamberlain- Reconstr. Old Troy to Whitworth - Shared Use Path (8')	\$673,600	\$999,000
Madison	Wood River	8327	Edwardsville Rd, Phase 3 - E/O 6th St to E/O IL Rt 111 Resurfacing - Curb Ramps	\$740,000	\$1,091,000

Attachment A

Missouri Transportation Planning Committee Recommendations
Missouri Local Program - Congestion Mitigation and Air Quality Improvement Program (CMAQ) / Carbon Reduction Program (CRP)
Sorted in alphabetical order by sponsor

RECOMMENDED FOR FUNDING					
County	Sponsor	ID #	Project Title - Description	Federal Cost	Total Cost
Multi-County-M	Bi-State Development/Metro	7286C-26	Bus Replacement - 2026 (A) - Replace 10 Buses	\$4,306,184	\$5,382,730
Multi-County-M	Bi-State Development/Metro	7286D-26	Bus Replacement - 2026 (B) - Replace 10 Buses	\$4,306,184	\$5,382,730
St. Louis	Des Peres	6976A-26	Des Peres Road - at Old Des Peres Rd Roundabout	\$2,211,351	\$2,764,189
Multi-County-M	Jefferson County Port Authority	7312-26	Marine Vessel Engine Repower - 2026 - Repower Two Towboats Serving Mississippi & Missouri River in Non Attainment Area	\$2,099,290	\$4,198,580
Multi-State	Madison County Transit District	7313A-24	Ridefinders Marketing & Outreach - 2024 - MO - Increase Awareness, Interest, and Participation in Ridefinders By Employers and Commuters	\$1,600,000	\$1,600,000
Multi-State	Madison County Transit District	7313B-24	Ridefinders Vanpool Van Replacement (4) - Ridefinders covers MO and IL. Total Cost Split with IL CMAQ (\$25,800 CMAQ requested in IL)	\$103,200	\$103,200
Multi-County	MoDOT	7314-24	Traffic Monitoring Cameras - Add 155 Cctv Cameras to Cover Gaps in Existing Camera Network- Connect to Transportation Management Center	\$3,591,585	\$4,489,480
St. Charles	O'Fallon	7299B-24	Tom Ginnever at N. Cool Springs Rd Roundabout - Shared Use Path (10 ft)	\$986,700	\$1,518,000
St. Charles	St. Charles County	7303F-24	County Wide Automated Traffic Signal Performance Measures - Signal Optimization and Upgrade Signal Control Systems Along Various Routes	\$2,110,774	\$2,638,468
St. Charles	St. Charles County	7303G-26	I-70 North Outer Road - Zumbel Rd WB Off Ramp to MO 94 On Ramp Outer Road - Interchange Reconfiguration	\$3,000,000	\$14,300,000
St. Charles	St. Charles County	7303H-24	MO N at Hopewell/Duello Rd New Traffic Signal - Shared Use Path (10')	\$703,040	\$878,800
St. Louis City	St. Louis	7304E-24	Traffic Management Enhancements, Phase 6 - Dr. MLK Drive - Hodiamont Ave to Grand Blvd Signal Control Upgrades - Traffic Cameras - Fiber	\$2,984,000	\$3,730,000
St. Louis City	St. Louis	7304D-26	Grand Ave/Cass Ave - Grand: Natural Bridge to Cass-Cass: Grand to Spring Signal Improvements - 14 New Traffic Signals	\$4,536,000	\$6,350,000
Franklin	Washington	7309B-24	MO 100 - at International Dr/Rabbit Trail Intersection Reconst - Right Turn Ln - Sidewalk (6')	\$1,867,200	\$2,334,000
Cumulative Cost:				\$34,405,508	\$55,670,177
Funded with Carbon Reduction Program (CRP) Funds					

Attachment A

Missouri Transportation Planning Committee Recommendations
Missouri Local Program - Congestion Mitigation and Air Quality Improvement Program (CMAQ) / Carbon Reduction Program (CRP)
Sorted in alphabetical order by sponsor

NOT RECOMMENDED FOR FUNDING					
County	Sponsor	ID #	Project Title - Description	Federal Cost	Total Cost
St. Louis City	Bi-State Development/Metro	8200	Becky Thatcher Engine Repower - Replace Propulsion System	\$597,093	\$746,366
St. Louis City	Bi-State Development/Metro	8203	Tom Sawyer Engine Repower - Replace Propulsion System	\$750,304	\$937,881
St. Charles	MoDOT	8209	MO 94 - 0.4 Mi W/O Rt D & MO 94 to I-64 Intersection Improvements - Add Lanes	\$1,889,600	\$3,474,000
St. Charles	MoDOT	8210	MO P - at Koch Rd Roundabout	\$910,000	\$1,403,000
St. Louis	MoDOT	8211	North County Signal Modernization - Signal Timing Optimization & Equipment Modernization For 137 Signals Along US 67, MO D/180/115/AC	\$7,934,993	\$9,918,741
St. Louis	Olivette	8213	N. Price Rd/Dielman Industrial - at Olive (MO 340) Add Turn Lanes to SB Legs	\$667,800	\$1,654,000
St. Charles	St. Peters	8219	Signal Replacements - Mexico at Sunny Hills; Suemandy at Grand Teton Suemandy at Exec. Centre - Replace Signals	\$1,973,600	\$2,466,999
St. Charles	Wentzville	8221	W. Pearce - at Allen Intersection Improvements	\$317,325	\$634,650

Attachment A
Missouri Transportation Planning Committee Recommendations
Missouri Local Program - Surface Transportation Block Grant Program - Suballocated (STP-S)
Sorted in alphabetical order by sponsor

RECOMMENDED FOR FUNDING					
County	Sponsor	ID #	Project Title - Description	Federal Cost	Total Cost
Multi-County	Bi-State Development	7286A-27	Call-A-Ride Van Replacement - 2027 (A) - Replace 9 Vans	\$1,288,259	\$1,610,324
Multi-County	Bi-State Development	7286B-27	Call-A-Ride Van Replacement - 2027 (B) - Replace 9 Vans	\$1,288,259	\$1,610,324
St. Louis	Charlack	7287-24	Lackland Rd Bridge - East of I-170 Bridge Deck Replacement	\$599,136	\$748,920
St. Louis	Creve Coeur	7288-25	New Ballas Rd, Phase 2 - 100 ft S/O Ladue Rd to 100 ft N/O Conway Rd Resurfacing - Sidewalks (5 ft) - Curb Ramps	\$1,060,000	\$1,475,000
St. Charles	Dardenne Prairie	7289-27	Post Road - Post Valley Dr to Technology Dr - Realign at Tech. Overlay - Two-Way Turn Lane - Curb/Gutter - Shared Use Path (10')	\$1,300,000	\$2,487,724
St. Louis	Des Peres	7290-24	Des Peres Road - Old Des Peres Rd to Dougherty Ferry Rd Resurfacing - Sidewalk Upgrades (5 ft)	\$1,918,346	\$2,397,932
St. Louis	Ellisville	7292-24	Pierside Lane - Old State Rd to Kiefer Creek Rd Resurfacing - Two-Way Bike Lane (8 ft) - Curb Ramps	\$720,384	\$900,480
St. Louis	Florissant	7293-24	St. Catherine Street - North New Florissant Road to Waterford Dr Resurfacing - Shared Use Path (10') - Sidewalk Upgrade (5') - Curb Ramps	\$1,664,029	\$2,080,037
St. Louis	Frontenac	7184A-26	Spoede Rd Bridge - Over Deer Creek Bridge Replacement - Sidewalk Upgrade (6 ft)	\$1,207,560	\$1,509,450
Jefferson	Jefferson County	7295A-26	Old Lemay Ferry Road - 2027 - 420' S/O East Rock Creek Rd to 630' N/O Seckman Rd Overlay - Shoulders (4')	\$1,848,000	\$2,640,000
Jefferson	Jefferson County	7295B-26	Romaine Creek Road - Saline Rd to Caleb Crossing Overlay - Shoulders (4')	\$1,840,000	\$2,300,000
St. Louis	Kirkwood	7296-24	Grant's Trail, Phase 1B - Fillmore & Monroe to Leffingwell Ave - Shared Use Path (10 ft) Clinton-Leffingwell-Scott-Woodlawn - Traffic Calming	\$1,385,048	\$1,731,310
St. Charles	Lake Saint Louis	7297-24	Lake Saint Louis Blvd, Phase 2 - 200' S/O S Hawkridge Crossing to 150' N/O Hawkridge Trail Two-Way Turn Lane - Shared Use Path (10 ft) - Sidewalk (6 ft) - Reconstruct	\$2,299,647	\$3,304,647
St. Louis	Northwoods	7298-24	Natural Bridge (MO 115) Ped Lighting - Lucas and Hunt Rd to Avondale Rd Pedestrian Lighting	\$172,000	\$215,000
St. Charles	O'Fallon	7299A-24	Hoff Road, Phase 2 - Progress West Ln to City Limits (0.1 Mi. E/O Kemmar Ct) Reconstruct - Shared Use Path (10 ft) - Realign Intersection	\$1,914,300	\$3,828,600
St. Louis	Shrewsbury	7300-24	Weil Avenue - Laclede Station Rd to Wilshusen Ave Resurfacing - Sidewalk (5') - Curb/Gutter	\$440,452	\$550,565
St. Louis	St. Ann	7301-24	Pear Tree Ln & Country Ln - Douglas Ct to City Limit Resurfacing - Sidewalk (4 ft) - Curb Ramps	\$641,854	\$843,594
St. Charles	St. Charles	7302-24	Fox Hill Rd - 490' S/O Boschertown Rd to N Randolph St Resurfacing - Sidewalk (5 ft)	\$800,000	\$1,000,000
St. Charles	St. Charles County	7303C-25	Josephville Rd Bridge - Over Tributary of Cuivre River Bridge Replacement	\$512,000	\$740,000

Attachment A
Missouri Transportation Planning Committee Recommendations
Missouri Local Program - Surface Transportation Block Grant Program - Suballocated (STP-S)
Sorted in alphabetical order by sponsor

RECOMMENDED FOR FUNDING					
County	Sponsor	ID #	Project Title - Description	Federal Cost	Total Cost
St. Charles	St. Charles County	7303D-27	Josephville Rd, Phase 2 - S/O Kersting Rd to 0.92 Miles N/O MO A Resurfacing - Shoulders (4 ft)	\$1,300,000	\$3,240,000
St. Charles	St. Charles County	7303E-26	South Point Prairie Rd - 0.4 Miles N/O Jackson Rd to 0.1 Miles N/O MO N Resurfacing - Shoulders (6 ft)	\$1,300,000	\$4,410,000
St. Louis City	St. Louis	7304A-26	Grand Ave/Cass Ave - Grand: Natural Bridge to Cass-Cass: Grand to Spring Ln Reduction - Curb Ramps - Resurface - Lighting	\$6,076,000	\$8,507,000
St. Louis City	St. Louis	7304C-24	Loughborough Ave Bridge - Bridge Replacement - Shared Use Path (12 ft) Sidewalk Upgrades (8 ft) - Curb/Gutter	\$7,200,000	\$9,000,000
St. Louis	St. Louis County	7305A-24	Chambers Road - 2027 - Bellefontaine Rd to City Limits E/O Grosvenor Dr Resurfacing - Shared Use Path (10') - Sidewalk Upgrades (5')	\$6,262,800	\$10,438,000
St. Louis	St. Louis County	7305B-24	Howdershell Road - 2027 - Lynn Haven Ln to Utz Rd Resurfacing - Sidewalks (5') - Flashing Yellow Arrows	\$6,475,160	\$8,093,950
St. Louis	St. Louis County	7305C-24	Lucas & Hunt Bridge - Over Norfolk & Southern Rr Replace Southbound Bridge - Shared Use Path (12') - Preliminary Engineering Only	\$489,092	\$978,184
St. Louis	St. Louis County	7305D-24	Schuetz Road - 2027 - Gandy Dr to Lindbergh Blvd Resurfacing - Shared Use Path (10') - Curb Ramps	\$4,841,262	\$10,758,360
St. Louis	St. Louis County	7305E-24	Vernon Ave - 2027 - Midland Ave to Westgate Ave Resurfacing - Shared Use Path (10') - Ln Reduction	\$4,504,346	\$8,189,720
St. Charles	St. Paul	7306-24	St. Paul Rd Bridge - Over Trib. to Peruque Creek Replace Bridge - Sidewalk (6 ft)	\$827,244	\$1,034,055
St. Charles	St. Peters	7307-24	Jungermann Rd, Phase 2 - McClay Rd to MoDOT Row at MO 364 Resurfacing - Sidewalk Upgrades (6') - Curb/Gutter	\$2,541,200	\$3,176,500
Franklin	Union	7308-25	Denmark Rd, Phase 4 - Prairie Dell Rd to Progress Pkwy Resurfacing - Roundabout - Sidewalk (5 ft)	\$729,082	\$911,353
Franklin	Washington	7309A-24	Third St - High St to Jefferson St Overlay - Sidewalk Upgrades (5 ft) - Curb Ramps	\$2,061,754	\$2,577,193
St. Louis	Webster Groves	7310-24	Elm Avenue - Glendale Rd to Watson Rd (MO 366) Resurfacing - Shared Use Path (10') - Curb Ramps	\$1,999,950	\$2,985,000
St. Louis	Wildwood	7311A-25	Wild Horse Creek Rd Bridge - Over Tributary to Wild Horse Creek Replace Bridge With Culvert	\$769,360	\$961,700
Cumulative Cost:				\$70,276,524	\$107,234,922

Attachment A
Missouri Transportation Planning Committee Recommendations
Missouri Local Program - Surface Transportation Block Grant Program - Suballocated (STP-S)
Sorted in alphabetical order by sponsor

NOT RECOMMENDED FOR FUNDING					
County	Sponsor	ID #	Project Title - Description	Federal Cost	Total Cost
St. Louis	Ballwin	8000	Claymont Road, Phase 1 - Holloway Rd to Bellerive Dr Resurfacing - Curb Ramps	\$583,694	\$844,533
St. Louis	Chesterfield	8004	Highcroft Dr/Old Baxter Rd - Baxter Rd to Schoettler Valley Dr Resurfacing/Reconstruct - Sidewalk (5') - Curb Ramps	\$2,054,400	\$2,568,000
Jefferson	Crystal City	8006	Bailey Road - Brierton Ln to Mississippi Ave Resurfacing	\$419,695	\$594,238
St. Charles	Dardenne Prairie	8007	Hanley Road - Feise Rd to Town Square Ave Resurfacing	\$361,983	\$452,479
St. Louis	Ferguson	8012	Atmore-Elkins-Woodwind - New Halls Ferry Rd to E/O Trask (City Limits) Overlay/Slab Replacement - Sidewalk (4 ft) - Speed Humps	\$567,245	\$709,057
Jefferson	Festus Special Road District	8013	Horine Road - Pine Ln to Northern City Limit Overlay	\$503,930	\$696,054
St. Charles	Flint Hill	8014	MO P - N Broadhead Ln to Mexico Rd Curb & Gutter - Sidewalks (5 ft) - Curb Ramps	\$655,158	\$991,580
Jefferson	Herculaneum	8019	McNutt Street - Providence Way to McNutt School Rd Resurfacing	\$493,212	\$697,115
St. Louis	Maryland Heights	8024	Fee Fee Road Greenway - McKelvey Woods Ct to Milwell Dr Shared Use Path (10 ft)	\$3,000,000	\$4,555,470
St. Charles	O'Fallon	8026	Crestview Drive Extension - Veterans Memorial Pkwy to Woodlawn Ave New Road - Roundabout at Veterans Mem Pkwy	\$3,000,000	\$6,659,000
St. Charles	O'Fallon	8027	Guthrie & Tr Hughes Bridges - Guthrie Rd Bridge - Cleaning / Maintenance Tr Hughes Blvd Bridge - Cleaning / Maintenance	\$160,000	\$200,000
St. Charles	O'Fallon	8029	St. Matthew Drive - Tom Ginnever Ave to Eggering Dr Reconstruction - Sidewalk Upgrade (4-6 ft)	\$1,865,850	\$3,731,700
Franklin	Pacific	8030	MO N, Phase 5 - West Hawthorne Dr to Westlake Village Dr Resurfacing - Curb/Gutter - Lighting	\$694,507	\$868,134
St. Charles	St. Charles	8034	Main St (Frenchtown) - Montgomery St to Clark St New Road - Sidewalks (5 ft) - Curb/Gutter	\$5,120,000	\$8,000,000
St. Charles	St. Charles	8035	Old Hwy 94 - 250' E/O Pralle Rd to 45' W/O Zumbel Rd Resurfacing - Sidewalk (5 ft) - Curb/Gutter	\$1,600,000	\$2,000,000
St. Charles	St. Charles County	8036	Diehr Rd at MO DD Roundabout - 500' W/O Route Dd to 500' E/O and W/O Diehr Rd Roundabout - Shared Use Path (10') - Sidewalk (5')	\$1,300,000	\$2,750,000
St. Charles	St. Charles County	8039	Interstate Dr Shared Use Path - Schaper Rd to Journey Elementary Shared Use Path (10 ft) - Curb Ramps	\$1,300,000	\$2,200,000
St. Louis	St. Louis County	8046	Brown Road - 2027 - Woodson Rd to Lackland Rd - Roundabouts Resurfacing - Sidewalk Upgrades (5 ft) - Curb Ramps	\$2,725,456	\$6,813,640
St. Louis	St. Louis County	8048	Hanley Road - 2027 - Bruno Ave to Manchester Rd (MO 100) Resurfacing - Sidewalk Upgrades (6 ft) - Curb Ramps	\$2,800,764	\$6,223,920

Attachment A
Missouri Transportation Planning Committee Recommendations
Missouri Local Program - Surface Transportation Block Grant Program - Suballocated (STP-S)
Sorted in alphabetical order by sponsor

NOT RECOMMENDED FOR FUNDING					
County	Sponsor	ID #	Project Title - Description	Federal Cost	Total Cost
St. Louis	St. Louis County	8050	Lilac Drive - 2027 - Gourrock Ave to Scranton Ave Resurfacing - Shared Use Path (10') - Fiber	\$3,695,470	\$7,936,790
St. Louis	St. Louis County	8052	Parker Road - 2027 - Jerries Ln to Benham Rd Resurfacing - Shared Use Path (10') - Curb Ramps	\$7,757,655	\$10,343,540
St. Louis	St. Louis County	8053	Pennsylvania Ave - 2027 - Page Ave (MO D) to Vernon Ave Resurfacing - Upgrade Sidewalk (5') - Mini Roundabout	\$4,399,456	\$5,499,320
St. Louis	St. Louis County	8055	Weidman Rd Bridge - Over Grand Glaize Creek Replace Bridge - Shared Use Path (10') - Sidewalk (5')	\$2,677,756	\$3,347,195
St. Charles	St. Peters	8058	Jungermann Rd, Phase 1 - Briarwick Trail to McClay Rd Resurfacing - Sidewalk Upgrade (6 ft) - Curb Ramps	\$1,872,400	\$2,340,500
St. Charles	St. Peters	8060	Mexico Road - Spencer Rd to McGavock St Resurfacing - Sidewalk Upgrades (6') - Curb/Gutter	\$2,463,600	\$3,079,501
St. Charles	St. Peters	8061	Mid Rivers Mall Dr - St. Peters-Howell Rd to Cottleville Pkwy Diamond Grind - Slab Replacement - Upgrade Sidewalks	\$3,074,000	\$3,842,500
St. Charles	St. Peters	8062	Spencer Rd Bridge - Over Spencer Creek Bridge Rehab - Shared Use Path (10 ft)	\$710,800	\$888,500
Franklin	Sullivan	8063	North and South Rd Sidewalk - Mesa Dr to Hwy 185 Sidewalk (6 ft) - Curb/Gutter	\$711,602	\$1,045,165
St. Louis	Town & Country	8064	Bopp Road - Clayton Rd to City Limits S/O Spring Drive Resurfacing - Shared Use Path (8 ft) - Sidewalk	\$1,859,748	\$2,324,685
St. Louis	University City	8066	Groby Rd - McKnight Rd to Mississippi Ave Resurfacing - Curb Ramps	\$882,740	\$1,277,214

Attachment A
Missouri Transportation Planning Committee Recommendations
Missouri Local Program - Off-System Bridge Program / Bridge Formula Program (BRO/BFP)
Sorted in alphabetical order by sponsor

RECOMMENDED FOR FUNDING					
County	Sponsor	ID #	Project Title - Description	Federal Cost	Total Cost
Jefferson	De Soto	7291-26	De Witt St Bridge - Over Tanyard Branch Creek Bridge Replacement - Sidewalk (6 ft)	\$553,166	\$853,221
Franklin	Franklin County	7294A-26	Red Oak Rd Bridge - Over Clates Creek Bridge Replacement	\$796,862	\$1,247,684
Franklin	Franklin County	7294B-26	St. John's Creek Rd Low Water Crossing - Over St. John's Creek Replacing Low Water Crossing With a New Bridge	\$1,537,204	\$2,282,767
St. Charles	St. Charles County	7303A-25	Dietrich Rd Bridge - Over Trib. of McCoy River Bridge Replacement	\$512,000	\$740,000
St. Charles	St. Charles County	7303B-25	Howell Rd Bridge - Over Femme Osage Creek Bridge Replacement	\$552,000	\$790,000
St. Louis City	St. Louis	7304B-24	Grand Dr Bridge - Bridge Replacement - Shared Use Path (14 ft) Buffered Bike Lanes (5 ft)	\$5,784,000	\$7,230,000
St. Louis	Wildwood	7311B-25	Wild Horse Creek Rd Bridge - Over Wild Horse Creek Bridge Replacement	\$2,036,000	\$2,545,000
Cumulative Cost:				\$11,771,232	\$15,688,672



EAST-WEST GATEWAY
Council of Governments

Creating Solutions Across Jurisdictional Boundaries

Memo to: Board of Directors

From: Staff

Subject: Consultant Agreement Amendments for Additional Services for Agency Accounting/Financial Management System

Date: May 18, 2023

In March 2021, the Board authorized EWG to purchase NetSuite software for its financial management and human resources/payroll system. In 2022, the Board authorized EWG to hire a consultant to provide implementation support and assistance. Since that time, EWG staff has been working with our consultants to implement the system. During the implementation process we have identified additional functionality and services that are necessary for us to use the new system in our day-to-day fiscal operations. This additional work will be performed by our current consultant, PyanGo LLC and will include the build-out of features related to revenue recognition, accounts receivable, and the interface between the financial management system and the payroll system. Additionally, we will need to retain implementation support from our current consultant, Prophet One Solutions LLC. The costs for adding the new functionality will not exceed \$30,000 and the additional implementation support services will not exceed \$25,500.

Staff Recommendation: Staff recommends that the Board of Directors authorize the Executive Director to amend its agreement with PyanGo LLC for an additional \$30,000 for the build-out of additional functionality and amend its agreement with Prophet One LLC to include an additional \$25,500 for implementation support services. The cost of these additional services will not exceed \$55,500.

Chair

Mark A. Kern
Chairman, St. Clair County Board

Vice Chair

Tishaura Jones
Mayor
City of St. Louis

2nd Vice Chair

Tim Brinker
Presiding Commissioner
Franklin County

Executive Committee

Steve Ehlmann
County Executive, St. Charles County

Dennis Gannon
County Executive, Jefferson County

Dennis M. Knobloch
County Board Chairman
Monroe County

Dr. Sam Page
County Executive, St. Louis County

Kurt Prenzler
Chairman
Madison County Board

Members

Darlene Bell
President
Municipal League of Metro St. Louis

Honorable Rita Heard Days
Councilwoman, 1st Council District
St. Louis County

Mike Elam
Councilman, District 3
St. Charles County

Megan Green
President, Board of Aldermen
City of St. Louis

Mark Kupsky
President, Southwestern Illinois
Council of Mayors

Roy Mosley
St. Clair County

Charles Powell III
Mayor, City of East St. Louis

David Schwind
Madison County

Herbert Simmons
President, Southwestern Illinois
Metropolitan & Regional
Planning Commission

Seth Speiser
Vice President, Southwestern Illinois
Council of Mayors

Donald R. Summers, Jr.
St. Louis County

Regional Citizens

Barbara Geisman
C. William Grogan
John A. Laker
Ron Williams

Non-voting Members

Holly Bieneman
Illinois Department of Transportation

Vacant
Illinois Department of Commerce
and Economic Opportunity

Patrick McKenna
Missouri Department of Transportation

Taulby Roach
Bi-State Development

Aaron Willard
Missouri Office of Administration

Executive Director

James M. Wild

Gateway Tower
One Memorial Drive, Suite 1600
St. Louis, MO 63102-2451

314-421-4220
618-274-2750
Fax 314-231-6120

webmaster@ewgateway.org
www.ewgateway.org



EAST-WEST GATEWAY
Council of Governments

Creating Solutions Across Jurisdictional Boundaries

Chair

Mark A. Kern
Chairman, St. Clair County Board

Vice Chair

Tishaura Jones
Mayor
City of St. Louis

2nd Vice Chair

Tim Brinker
Presiding Commissioner
Franklin County

Executive Committee

Steve Ehlmann
County Executive, St. Charles County

Dennis Gannon
County Executive, Jefferson County

Dennis M. Knobloch
County Board Chairman
Monroe County

Dr. Sam Page
County Executive, St. Louis County

Kurt Prenzler
Chairman
Madison County Board

Members

Darlene Bell
President
Municipal League of Metro St. Louis
Honorable Rita Heard Days
Councilwoman, 1st Council District
St. Louis County

Mike Elam
Councilman, District 3
St. Charles County

Megan Green
President, Board of Aldermen
City of St. Louis

Mark Kupsky
President, Southwestern Illinois
Council of Mayors

Roy Mosley
St. Clair County

Charles Powell III
Mayor, City of East St. Louis

David Schwind
Madison County

Herbert Simmons
President, Southwestern Illinois
Metropolitan & Regional
Planning Commission

Seth Speiser
Vice President, Southwestern Illinois
Council of Mayors

Donald R. Summers, Jr.
St. Louis County

Regional Citizens

Barbara Geisman
C. William Grogan
John A. Laker
Ron Williams

Non-voting Members

Holly Bieneman
Illinois Department of Transportation

Vacant
Illinois Department of Commerce
and Economic Opportunity

Patrick McKenna
Missouri Department of Transportation

Taulby Roach
Bi-State Development

Aaron Willard
Missouri Office of Administration

Executive Director

James M. Wild

Memo to: Board of Directors
From: Staff
Subject: 2023 Regional System Reliability Targets
Date: May 18, 2023

The Fixing America's Surface Transportation (FAST) Act was signed into law on December 4, 2015 and guides how project planning and programming is conducted by state departments of transportation (DOTs) and metropolitan planning organizations (MPOs). The FAST Act continues the National Highway Performance Program (NHPP) established under the Moving Ahead for Progress in the 21st Century Act (MAP-21) which establishes a performance-driven, outcome-based planning and programming process. The requirements of MAP-21 were reaffirmed by the Infrastructure Investment and Jobs Act (IIJA) signed into law on November 15, 2021. These performance targets are intended to ensure state DOTs and MPOs invest resources in transportation projects that make progress toward the achievement of national goals.

State DOTs and MPOs are given separate responsibilities for establishing performance targets and using a set of performance measures to track progress toward meeting those targets for system reliability performance measures. MPOs can choose to adopt the state DOT targets or adopt their own. EWG has chosen to review state targets and plans to set and adopt regional targets based on regional trends.

System Reliability

The system reliability performance measures that state DOTs and MPOs are required to establish quantitative targets for include:

- Percent of person miles traveled on the Interstate System that are reliable
- Percent of person miles traveled on the non-Interstate NHS that are reliable
- Truck travel time reliability index

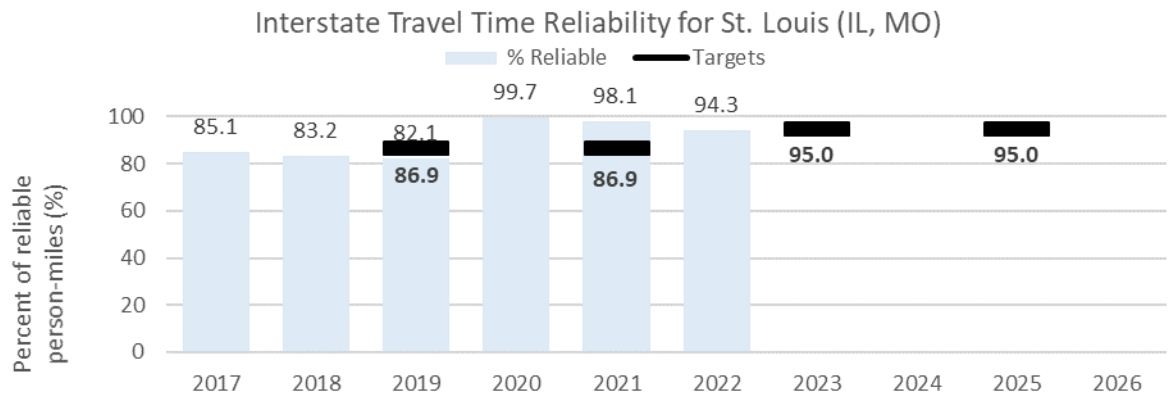
The level of travel time reliability (LOTTR) is defined as the ratio of longer travel times (80th percentile) to a "normal" travel time (50th percentile) for a given roadway segment. The measure is the percentage of person-miles (vehicle miles multiplied by occupancy) traveled on the NHS where this ratio is less than 1.5, which is considered reliable. Roadways are considered reliable when travel time varies little between free-flow and congested times of the day. Using person miles rather than vehicle-miles gives equal weight to all individuals using the roads. This measure is calculated using data from the FHWA's National Performance Management Research Data Set (NPMRDS).

Gateway Tower
One Memorial Drive, Suite 1600
St. Louis, MO 63102-2451

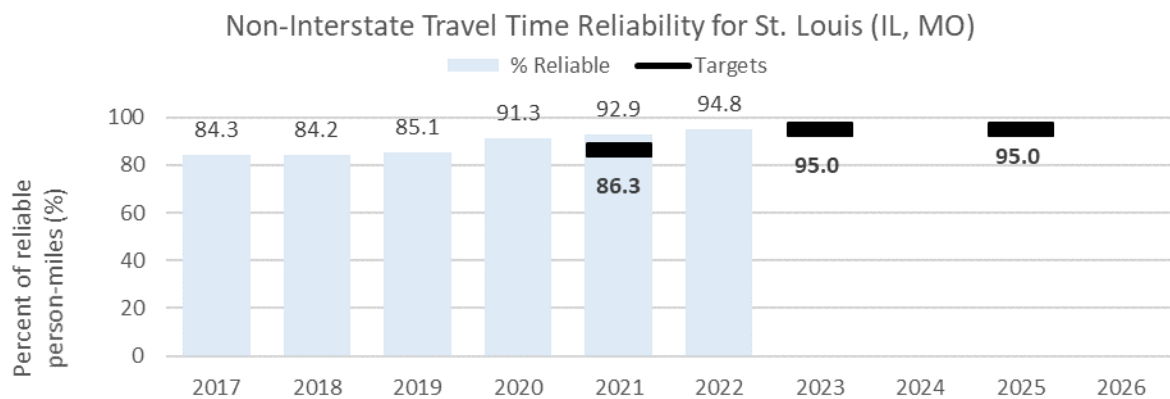
314-421-4220
618-274-2750
Fax 314-231-6120

webmaster@ewgateway.org
www.ewgateway.org

The percentage of reliable person-miles traveled on the interstate did not hit the target of 86.9% in 2019 (82.1%) but surpassed it in 2021 (98.1%), as a result of reduced vehicle miles traveled during the 2020 pandemic and the subsequent increase in remote work. Targets in 2023 and 2025 are established at 95.0%, thus maintaining a high level of reliability on interstates.



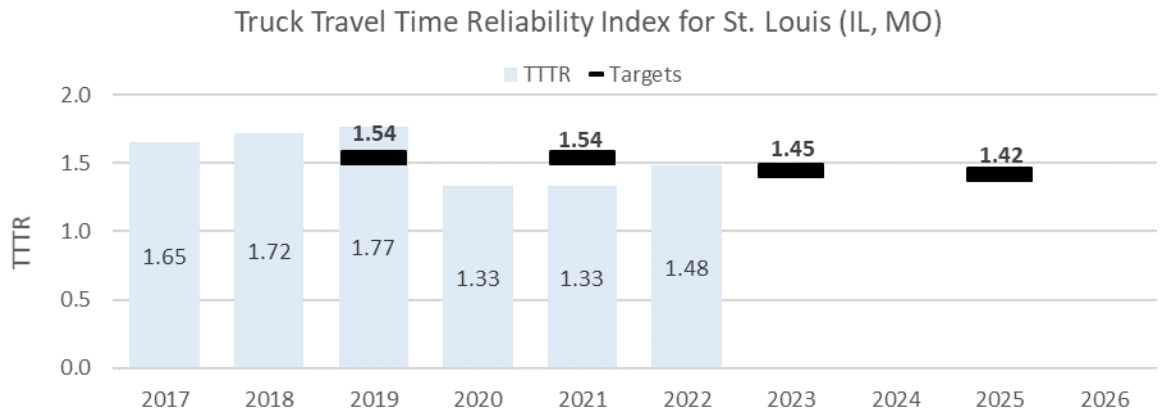
Similarly, the percentage of reliable person-miles traveled on the non-interstate NHS exceeded the projected target of 86.3% in 2021 (92.9%),¹ potentially due to similar factors of reduced VMT during the pandemic and a rise in remote work. Targets in 2023 and 2025 are established at 95.0%, thus maintaining a high level of reliability on non-interstate NHS roadways.



Truck travel time reliability (TTTR) is defined as the ratio of the longer travel times (95th percentile) to a “normal” travel time (50th percentile) for a given segment on the interstate

¹ the non-interstate target was not required for 2019.

system. Higher values for this measure indicate that interstate travel is more unpredictable for local and national freight companies. This measure is calculated using data from NPMRDS. Truck travel time reliability (TTTR) index exceeded the 2019 target of 1.54 (1.77) and was lower than the target of 1.54 in 2021 (1.33). This outcome can be attributed to the effects of the pandemic in 2020, but after 2022, there is uncertainty in how the lasting effects of the pandemic will continue to affect this trend. Future targets are set at 1.45 in 2023 and 1.42 in 2025 to achieve a desired trend of lowering the TTTR to improve freight reliability.



Overall, targets for reliable person-miles traveled on the interstate and non-interstate NHS roadways are established at a stable 95% due to the desire to maintain the high level of reliability on the region’s roadways. Due to the critical importance of the freight industry in the region, a slowly declining target is established for truck travel time reliability.

System Reliability Targets			
Measure	Baseline (2022)	2-Year Target (2023)	4-Year Target (2025)
Percent of reliable person-miles traveled on the Interstate	94.3%	95.0%	95.0%
Percent of reliable person-miles traveled on the non-interstate NHS	94.8%	95.0%	95.0%
Truck travel time reliability index	1.48	1.45	1.42

Staff Recommendation: Staff recommends approval of 2023 performance targets for system reliability.



EAST-WEST GATEWAY
Council of Governments

Creating Solutions Across Jurisdictional Boundaries

Chair
Mark A. Kern
Chairman, St. Clair County Board

Vice Chair
Tishaura Jones
Mayor
City of St. Louis

2nd Vice Chair
Tim Brinker
Presiding Commissioner
Franklin County

Executive Committee
Steve Ehlmann
County Executive, St. Charles County
Dennis Gannon
County Executive, Jefferson County
Dennis M. Knobloch
County Board Chairman
Monroe County
Dr. Sam Page
County Executive, St. Louis County
Kurt Prenzler
Chairman
Madison County Board

Members
Darlene Bell
President
Municipal League of Metro St. Louis
Honorable Rita Heard Days
Councilwoman, 1st Council District
St. Louis County
Mike Elam
Councilman, District 3
St. Charles County
Megan Green
President, Board of Aldermen
City of St. Louis
Mark Kupsky
President, Southwestern Illinois
Council of Mayors
Roy Mosley
St. Clair County
Charles Powell III
Mayor, City of East St. Louis
David Schwind
Madison County
Herbert Simmons
President, Southwestern Illinois
Metropolitan & Regional
Planning Commission
Seth Speiser
Vice President, Southwestern Illinois
Council of Mayors
Donald R. Summers, Jr.
St. Louis County

Regional Citizens
Barbara Geisman
C. William Grogan
John A. Laker
Ron Williams

Non-voting Members
Holly Bieneman
Illinois Department of Transportation
Vacant
Illinois Department of Commerce
and Economic Opportunity
Patrick McKenna
Missouri Department of Transportation
Taulby Roach
Bi-State Development
Aaron Willard
Missouri Office of Administration

Executive Director
James M. Wild

Memo to: Board of Directors

From: Staff

Subject: 2023 Regional Pavement & Bridge Performance Targets

Date: May 18, 2023

The Fixing America's Surface Transportation (FAST) Act was signed into law on December 4, 2015 and guides how project planning and programming is conducted by state departments of transportation (DOTs) and metropolitan planning organizations (MPOs). The FAST Act continues the National Highway Performance Program (NHPP) established under the Moving Ahead for Progress in the 21st Century Act (MAP-21) which establishes a performance-driven, outcome-based planning and programming process. The requirements of MAP-21 were reaffirmed by the Infrastructure Investment and Jobs Act (IIJA) signed into law on November 15, 2021. A crucial element of the NHPP process is the establishment of performance targets and measures to achieve desired outcomes across the transportation system. These performance targets are intended to ensure state DOTs and MPOs invest resources in transportation projects that make progress toward the achievement of national goals. State DOTs and MPOs are given separate responsibilities for establishing performance targets and using a set of performance measures to track progress toward meeting those targets for pavement and bridge condition. MPOs can choose to adopt the state DOT targets or adopt their own. EWG has chosen to review state targets and plans to set and adopt regional targets based on regional trends.

Pavement and Bridge Condition

State DOTs and MPOs are required to *establish quantitative targets for the years of 2023 and 2025* for six pavement and bridge performance measures:

- Percentage of pavements on the Interstate System in good condition
- Percentage of pavements on the Interstate System in poor condition
- Percentage of pavements on the non-Interstate National Highway System (NHS) in good condition
- Percentage of pavements on the non-Interstate NHS in poor condition
- Percentage of NHS bridge deck area classified as in good condition
- Percentage of NHS bridge deck area classified as in poor condition

For the pavement measures, five pavement metrics, derived from the Highway Performance Monitoring System (HPMS), are used to assess condition: International Roughness Index (IRI); Cracking Percent; Rutting; Faulting; and a Present Serviceability Rating (PSR) for lower speed roads. The bridge measure assesses the condition of a bridge's deck, superstructure, substructure, and culverts. Bridge data come from the Federal Highway

Gateway Tower
One Memorial Drive, Suite 1600
St. Louis, MO 63102-2451

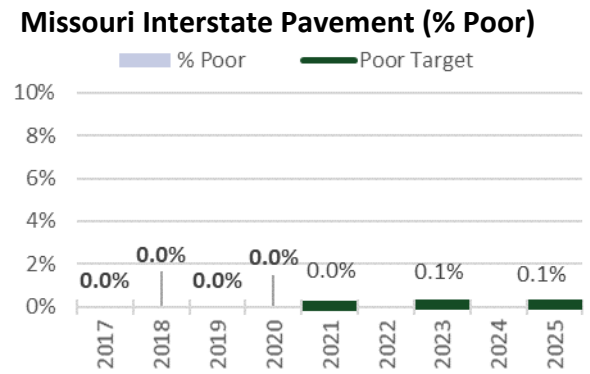
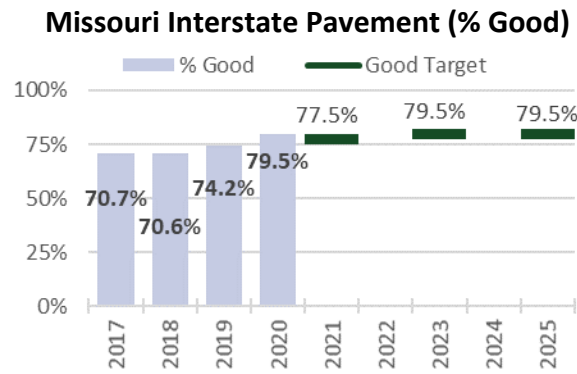
314-421-4220
618-274-2750
Fax 314-231-6120

webmaster@ewgateway.org
www.ewgateway.org

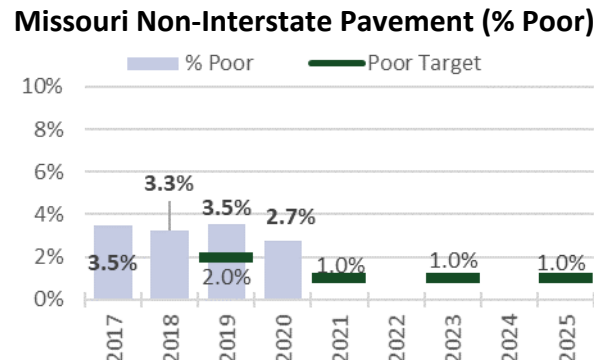
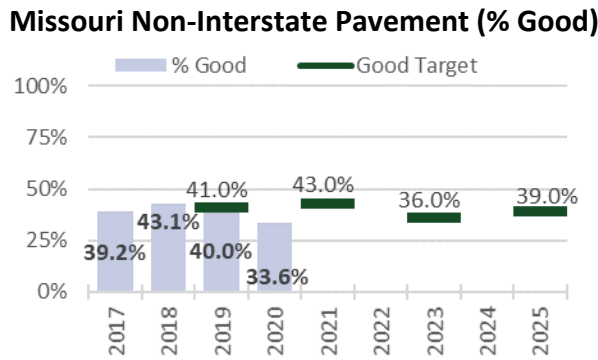
Administration’s (FHWA) annual National Bridge Inventory (NBI). NBI data is available for all bridges that carry NHS routes and that are over twenty feet in length.

Missouri Targets (Five-County EWG region)

Pavement condition was not available in 2021 for Missouri at the time of developing this memo, thus we cannot confirm if 2021 targets were met. The state of Missouri highly prioritizes interstate pavement condition and maintains condition at a high level. Thus future targets are established at a stable level from the 2020 baseline.

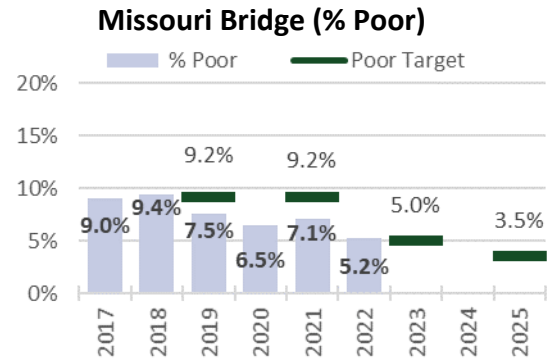
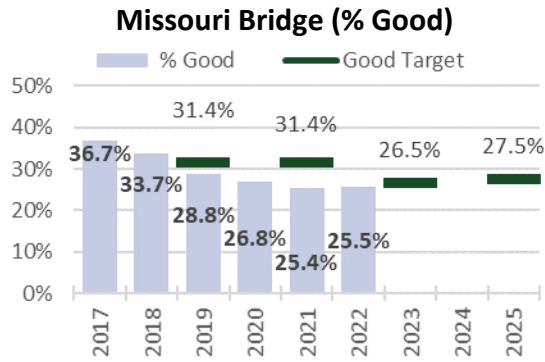


For non-interstate pavement, the 2019 percent good target (41.0%) was not met and it is unlikely the 2021 target (43.0%) will be met based on 2020 date. Similarly, the 2019 target for the percent poor (2.0%) was not met. Future targets are established with the goal of gradually increasing the percent good from the baseline level of 33.6% and decreasing the percent bad from the baseline of 2.7%.



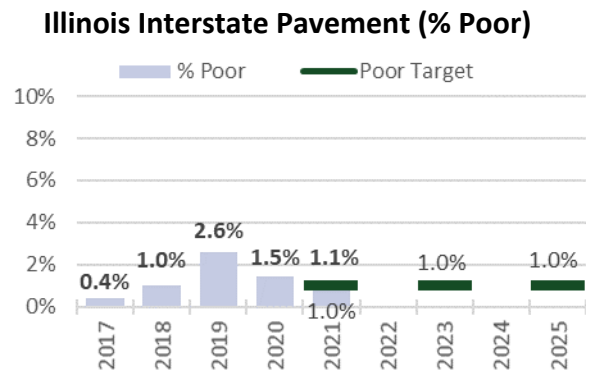
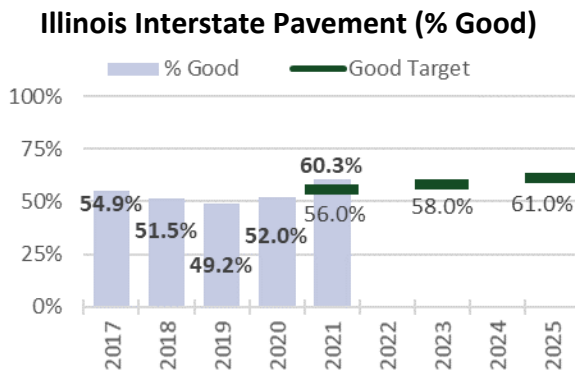
For bridge condition, the percent in good condition has declined from 2017-2021. However, in 2022, there was a slight increase. Due to the decline the 2019 and 2021 targets were missed. Future targets are established with an incremental increases from the 2022 baseline of 25.5%. In contrast, Missouri met the targets for the percent of bridges in poor condition in

both 2019 and 2021. Targets for 2023 and 2025 are established using a six-year historical trend.



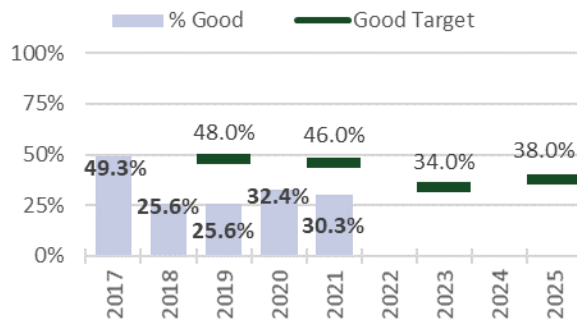
Illinois Targets (Three-County EWG region)

For interstate pavement in the state of Illinois the percent in good condition has increased in recent years, even though the 2021 target of 60.3% was not met. Future targets are established using a five-year historical trend. Because the percent of interstate pavement in poor condition is already at a low level (1.0% in 2021), future targets are established to maintain the 2021 baseline.

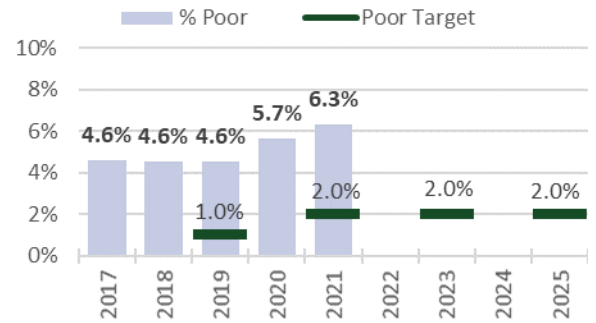


For non-interstate pavement the percent in good condition has decreased in recent years, and both the 2019 and 2021 targets were not met. Future targets are established using estimates from IDOT with a goal of increasing the percent of pavement in good condition. Similarly for the percent of non-interstate pavement in poor condition, both the 2019 and 2021 targets were not met. Future targets are established using estimates from IDOT with a goal of decreasing the percent of pavement in poor condition.

Illinois Non-Interstate Pavement (% Good)

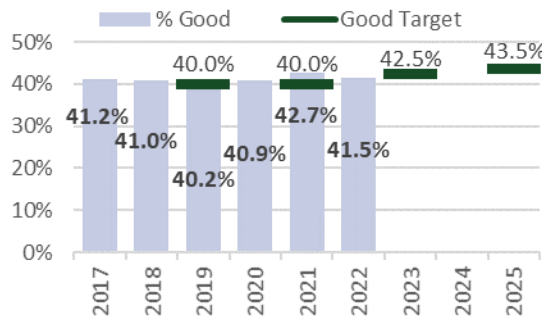


Illinois Non-Interstate Pavement (% Poor)

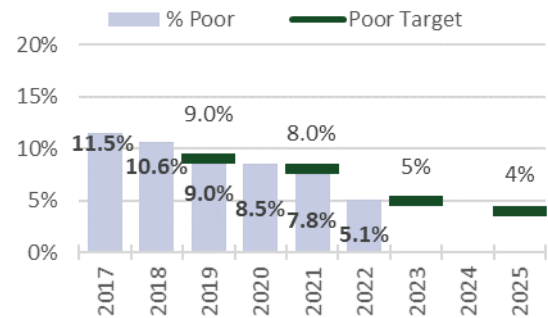


For bridge condition, the percent in good condition has remained mostly stable from 2017-2022. Both the 2019 and 2021 targets were achieved. With the current baseline level at 41.5%, future targets are established using a six-year historical trend. For the percent of bridges in poor condition, Illinois has successfully reduced the percent of bridges in poor condition over the last 6 years while meeting 2019 and 2021 targets. With the current baseline level at 5.1%, future targets are established using a six-year historical trend.

Illinois Bridge (% Good)



Illinois Bridge (% Poor)



Overall, staff consulted with IDOT and MoDOT on upcoming levels of investment and priorities in preservation and looked at historical trends to establish 2023 and 2025 targets for bridge and pavement condition.

Bridge and Pavement Targets - Missouri			
Measure	Baseline 2020 pave 2022 bridge	2-Year Target 2023	4-Year Target 2025
Percent of pavements on the Interstate System in good condition	79.5%	79.5%	79.5%
Percent of pavements on the Interstate System in poor condition	0.0%	0.1%	0.1%
Percent of pavements on the non-Interstate NHS in good condition	33.6%	36.0%	39.0%
Percent of pavements on the non-Interstate NHS in poor condition	2.7%	1.0%	1.0%
Percent of NHS bridge deck area classified as in good condition	25.5%	26.5%	5.0%
Percent of NHS bridge deck area classified as in poor condition	5.2%	27.5%	3.5%

Bridge and Pavement Targets - Illinois			
Measure	Baseline 2021 pave 2022 bridge	2-Year Target 2023	4-Year Target 2025
Percent of pavements on the Interstate System in good condition	56.0%	58.0%	61.0%
Percent of pavements on the Interstate System in poor condition	1.1%	1.0%	1.0%
Percent of pavements on the non-Interstate NHS in good condition	30.3%	34.0%	38.0%
Percent of pavements on the non-Interstate NHS in poor condition	6.3%	2.0%	2.0%
Percent of NHS bridge deck area classified as in good condition	41.5%	42.5%	43.5%
Percent of NHS bridge deck area classified as in poor condition	5.1%	5.0%	4.0%

Staff Recommendation: Staff recommends approval of 2023 performance targets for pavement and bridge performance targets.



EAST-WEST GATEWAY
Council of Governments

Creating Solutions Across Jurisdictional Boundaries

Memo to: Board of Directors
From: Staff
Subject: Modifications to the FY 2023-2026 Transportation Improvement Program (TIP), *Connected2045*, and the Related Air Quality Conformity Determination – Requested by Illinois and Missouri Sponsors
Date: May 18, 2023

East-West Gateway Council of Governments (EWG), Gateway East Trails, the Illinois Department of Transportation (IDOT), and the Missouri Department of Transportation (MoDOT) have requested to amend the FY 2023-2026 TIP, *Connected2045*, and the related Air Quality Conformity Determination. In all, they are requesting to add three new projects, modify five projects, and delay one project. This memo outlines the requested changes.

Illinois New Projects

Gateway East Trails recently received Congressionally Designated Spending (CDS) for design of the Lebanon Trolley Trail along US 50 in Lebanon. CDS funds for this project were identified in the FY 2023 transportation funding omnibus. The funds will be used to begin design of the trail.

IDOT is requesting to add a project to make repairs to navigation lighting along the Mississippi River.

The new projects are summarized on the following table:

New Projects – Illinois					
Sponsor / TIP #	Title - Limits	Description of Work	County	Federal Cost	Total Cost
Gateway East Trails / 7318-23	Lebanon Trolley Trail, Phase 1 – Belleville St to Rieder Rd (along US 50)	Design	St. Clair	\$900,000	\$1,125,000
IDOT/ 7317Q-23	Various locations along	Navigation lighting repairs	Multi-County-	\$160,000	\$200,000

Gateway Tower
One Memorial Drive, Suite 1600
St. Louis, MO 63102-2451

314-421-4220
618-274-2750
Fax 314-231-6120

webmaster@ewgateway.org
www.ewgateway.org

- Chair**
Mark A. Kern
Chairman, St. Clair County Board
- Vice Chair**
Tishaura Jones
Mayor
City of St. Louis
- 2nd Vice Chair**
Tim Brinker
Presiding Commissioner
Franklin County
- Executive Committee**
Steve Ehlmann
County Executive, St. Charles County
Dennis Gannon
County Executive, Jefferson County
Dennis M. Knobloch
County Board Chairman
Monroe County
Dr. Sam Page
County Executive, St. Louis County
Kurt Prenzler
Chairman
Madison County Board
- Members**
Darlene Bell
President
Municipal League of Metro St. Louis
Honorable Rita Heard Days
Councilwoman, 1st Council District
St. Louis County
Mike Elam
Councilman, District 3
St. Charles County
Megan Green
President, Board of Aldermen
City of St. Louis
Mark Kupsky
President, Southwestern Illinois
Council of Mayors
Roy Mosley
St. Clair County
Charles Powell III
Mayor, City of East St. Louis
David Schwind
Madison County
Herbert Simmons
President, Southwestern Illinois
Metropolitan & Regional
Planning Commission
Seth Speiser
Vice President, Southwestern Illinois
Council of Mayors
Donald R. Summers, Jr.
St. Louis County
- Regional Citizens**
Barbara Geisman
C. William Grogan
John A. Laker
Ron Williams
- Non-voting Members**
Holly Bieneman
Illinois Department of Transportation
Vacant
Illinois Department of Commerce
and Economic Opportunity
Patrick McKenna
Missouri Department of Transportation
Taulby Roach
Bi-State Development
Aaron Willard
Missouri Office of Administration
Executive Director
James M. Wild

Board of Directors
May 18, 2023
Page 2

New Projects – Illinois					
Sponsor / TIP #	Title - Limits	Description of Work	County	Federal Cost	Total Cost
	Mississippi River		IL		
TOTAL:				\$1,060,000	\$1,325,000

Illinois Modified Projects

IDOT has requested to modify five projects currently programmed in the FY 2023-2026 TIP.

The modified projects are summarized on the following table:

Modified Projects – Illinois				
Sponsor/ TIP #/ County/	Project Title - Limits	Description of Work	Current Cost / Revised Cost	Reason for Change
IDOT/ 6987I-22 / St. Clair	I-55/I-64/US 40 – Mississippi River to east of I-64 interchange	Lighting	\$8,000,000/ \$9,400,000	Increased engineer’s estimate
IDOT/ 7146S-23 & 7146SS-23 / Monroe	N Market St (Old IL 3) – 0.1 miles north of Plaza Dr to IL 156 south junction	Resurfacing/ADA improvements	\$1,600,000 / \$1,900,000	Increased engineer’s estimate
IDOT/ 4079A-24/ Multi-County-IL	Districtwide Guardrail at various locations	Guardrail	\$4,890,000/ \$7,490,000	Additional state roadside hardware funding
IDOT/ 6686W-22/ Multi-County-IL	I-255 – north of I-55/70 to 0.1 miles north of IL 3 (Columbia)	Install dynamic message signs	\$1,775,000/ \$3,100,000	Increased engineer’s estimate
IDOT/ 6109A-21/ St. Clair	I-64/US 50 – west of N. Greenmount Rd to 1.1 miles west of IL 158	Additional lanes, bridge repair, resurfacing	\$39,900,000/ \$50,600,000	Increased engineer’s estimate

Missouri New Project

EWG recently received funding to develop a comprehensive safety action plan for the St. Louis region from the US Department of Transportation’s Safe Streets and Roads for All (SS4A) program. These funds were awarded following a nationwide solicitation. There were two types of SS4A projects: action plan grants and

Board of Directors
May 18, 2023
Page 3

implementation grants. This project is an action plan grant. There is no funding at this time for construction of improvements that may be identified in the plan.

The new project is summarized on the following table:

New Project – Missouri					
Sponsor / TIP #	Title - Limits	Description of Work	County	Federal Cost	Total Cost
EWG / 7319-23	Comprehensive Safety Action Plan for St. Louis Region	Develop safety plan	Multi-State	\$580,552	\$725,690
TOTAL:				\$580,552	\$725,690

Missouri Delayed Project

MoDOT has requested to delay one project currently programmed in the FY 2023-2026 TIP.

The delayed project is summarized on the following table:

Delayed Project – Missouri				
Sponsor/ TIP #/ County/	Project Title - Limits	Description of Work	Current Cost / Revised Cost	Reason for Change
MoDOT / 6798J-18/ St. Louis City	MO 367 – Halls Ferry Circle to I-70	Resurfacing, upgrade pedestrian facilities	\$2,700,605/ \$2,863,605	Bids rejected - delay from FY 23 to FY 24 – increased engineer’s estimate

Staff Recommendation: Staff recommends that the FY 2023-2026 TIP, *Connected2045*, and related Air Quality Conformity Determination be revised to add three new projects, modify five projects, and delay one project as summarized above and detailed in the attachment. These projects are regionally significant, not regionally significant or exempt (40 CFR 93.126) with respect to air quality in accordance with federal regulations. The regionally significant project is included in the most recent Air Quality Conformity Determination.

Board of Directors
May 18, 2023
Page 4

Amendment # **0523-043**
TIP # **7318-23**

PROJECT
SPONSOR: **Gateway East Trails**

ACTION
REQUESTED: Revise FY 2023 of the FY 2023-2026 TIP to add a project

TITLE: **Lebanon Trolley Trail, Phase 1**

LIMITS: Belleville St to Rieder Rd (along US 50)

DESCRIPTION: Design

COUNTY: St. Clair

FUNDING
SOURCE: Congressionally Designated Spending (CDS)

	Federal	Match	Total
PE	\$900,000	\$225,000	\$1,125,000
ROW	\$0	\$0	\$0
Implementation	\$0	\$0	\$0
Total	\$900,000	\$225,000	\$1,125,000

AIR QUALITY
CONFORMITY: Exempt – Bicycle and pedestrian facilities (§ 93.126)

STAFF
RECOMMENDATION: Approval

Board of Directors
May 18, 2023
Page 5

Amendment # 0523-044
TIP # 7317Q-23
Sponsor # C-98-044-23

PROJECT SPONSOR: IDOT

ACTION REQUESTED: Revise FY 2023 of the FY 2023-2026 TIP to add a project

TITLE: Navigation Lighting Repairs

LIMITS: Various locations along Mississippi River

DESCRIPTION: Navigation lighting repairs

COUNTY: Multi-County-IL

FUNDING SOURCE: National Highway Performance Program (NHPP)

	Federal	Match	Total
PE	\$0	\$0	\$0
ROW	\$0	\$0	\$0
Implementation	\$160,000	\$40,000	\$200,000
Total	\$160,000	\$40,000	\$200,000

AIR QUALITY CONFORMITY: Not Regionally Significant

STAFF RECOMMENDATION: Approval

Board of Directors
May 18, 2023
Page 6

Amendment # 0523-045
TIP # 7319-23

PROJECT SPONSOR: East-West Gateway Council of Governments

ACTION REQUESTED: Revise FY 2023 of the FY 2023-2026 TIP to add a project

TITLE: Comprehensive Safety Action Plan for St. Louis Region

LIMITS: Regionwide

DESCRIPTION: Develop safety plan

COUNTY: Multi-State

FUNDING SOURCE: Safe Streets and Roads for All Program (SS4A)

	Federal	Match	Total
PE	\$580,552	\$145,138	\$725,690
ROW	\$0	\$0	\$0
Implementation	\$0	\$0	\$0
Total	\$580,552	\$145,138	\$725,690

AIR QUALITY CONFORMITY: Exempt – Planning activities conducted pursuant to titles 23 and 49 U.S.C (§ 93.126)

STAFF RECOMMENDATION: Approval



EAST-WEST GATEWAY
Council of Governments

Creating Solutions Across Jurisdictional Boundaries

Memo to: Board of Directors
From: Staff
Subject: Regional Security Expenditures
Date: May 18, 2023

Staff is requesting authorization to expend funds in support of regional security that will improve the region's disaster preparedness and response capabilities. Funding will come from the U.S. Department of Homeland Security's Urban Area Security Initiative (UASI) grant program. Attachment A summarizes the purchases, totaling \$599,282.

ST. LOUIS FUSION CENTER:

CLEAR PRO Renewal - Staff is seeking a two-year renewal of the Fusion Center's subscription to the CLEAR PRO online investigation software. The CLEAR PRO system quickly gathers real-time and historical data for investigators from many sources, helping create a comprehensive view useful in investigations. The renewal for eight (8) users includes Law Enforcement Investigator Plus licenses and Criminal Justice License Plate Reader (LPR) technology, incorporating LPR data and imagery from across the nation into CLEAR reports. Total cost for the 24-month renewal with West Publishing /Thomson Reuters will not exceed \$145,650 from the UASI grant.

ST. LOUIS REGIONAL CYBERSECURITY INITIATIVE:

Regional Cybersecurity Coordinator Position – The St. Louis Regional Cybersecurity Coordinator position addresses gaps and deficiencies in St. Louis regional cybersecurity, reducing the region's threat landscape, enhancing the overall security posture, and improving response, mitigation, recovery, and resiliency to cyber-attacks. Additionally, the Coordinator works closely with cybersecurity specialists within the Missouri Office of Homeland Security, FEMA cybersecurity advisors, the United States Secret Service and the Federal Bureau of Investigation to identify, triage, and secure local government information technology infrastructure, share cyber-related intelligence, and address emerging threats in the cyber domain.

Chair

Mark A. Kern
Chairman, St. Clair County Board

Vice Chair

Tishaura Jones
Mayor
City of St. Louis

2nd Vice Chair

Tim Brinker
Presiding Commissioner
Franklin County

Executive Committee

Steve Ehlmann
County Executive, St. Charles County

Dennis Gannon
County Executive, Jefferson County

Dennis M. Knobloch
County Board Chairman
Monroe County

Dr. Sam Page
County Executive, St. Louis County

Kurt Prenzler
Chairman
Madison County Board

Members

Darlene Bell
President
Municipal League of Metro St. Louis

Honorable Rita Heard Days
Councilwoman, 1st Council District
St. Louis County

Mike Elam
Councilman, District 3
St. Charles County

Megan Green
President, Board of Aldermen
City of St. Louis

Mark Kupsky
President, Southwestern Illinois
Council of Mayors

Roy Mosley
St. Clair County

Charles Powell III
Mayor, City of East St. Louis

David Schwind
Madison County

Herbert Simmons
President, Southwestern Illinois
Metropolitan & Regional
Planning Commission

Seth Speiser
Vice President, Southwestern Illinois
Council of Mayors

Donald R. Summers, Jr.
St. Louis County

Regional Citizens

Barbara Geisman
C. William Grogan
John A. Laker
Ron Williams

Non-voting Members

Holly Bieneman
Illinois Department of Transportation

Vacant
Illinois Department of Commerce
and Economic Opportunity

Patrick McKenna
Missouri Department of Transportation

Taulby Roach
Bi-State Development

Aaron Willard
Missouri Office of Administration

Executive Director

James M. Wild

Gateway Tower
One Memorial Drive, Suite 1600
St. Louis, MO 63102-2451

314-421-4220
618-274-2750
Fax 314-231-6120

webmaster@ewgateway.org
www.ewgateway.org

Board of Directors
May 18, 2023
Page 2

Staff is requesting approval to enter into a sub-award agreement with St. Charles County to provide funding from the UASI grant to support the St. Louis Regional Cybersecurity Coordinator position within the St. Louis Fusion Center for the period of July 1, 2023 through June 30, 2024. Total cost for the salary and benefits for the Cybersecurity Coordinator position will not exceed \$134,835.

REGIONAL RESPONSE TEAMS:

Respiratory Equipment Masks – Staff is seeking approval to purchase quantity twenty (20) Avon FM54 respiratory equipment masks for the St. Clair County Sheriff's Department. The masks provide protection against chemical and biological agents as well as toxic industrial materials with a chemical agent resistance of greater than 36 hours. In addition to offering respiratory protection, the masks allow tactical team members to communicate with each other during a response through electronics communications ports for integrated voice projection and radio communications. The total cost for twenty (20) respiratory equipment masks will not exceed \$24,432 from the UASI grant program.

Respiratory Equipment Systems – Staff is seeking approval to purchase nine (9) Avon respiratory equipment systems for the St. Louis County Police Department. The systems provide protection against chemical and biological agents with a chemical agent resistance greater than 36 hours, and include multi-positioned powered air purifying respirator modules, respirator masks, responder kits, and self-contained breathing apparatus. The respiratory equipment systems have the capacity to change levels of protection based on threat levels and are designed to integrate with combination unit respirators, allowing end users to switch between protection modes. The total cost of the respiratory equipment systems will not exceed \$135,785 from the UASI grant program.

Mass Spectrometer Chemical Detection System – Staff is seeking approval to purchase quantity two (2) handheld, portable high pressure mass spectrometer systems for the St. Louis County and Jefferson County Hazardous Materials Response Teams. The mass spectrometer detects and identifies trace-level chemicals, explosives, narcotics and other dangerous elements within seconds during incident responses and events, which is critical to safety, medical response and decontamination. The total cost of two (2) systems will not exceed \$158,580 from the UASI grant program.

Board of Directors
May 18, 2023
Page 3

STAFF RECOMMENDATION:

Staff recommends that the Board approve the expenditure of funds as follows:

- for the 24-month renewal of CLEAR PRO online investigation software for eight (8) users from West Publishing / Thomson Reuters of Eagan, MN in an amount not to exceed \$145,650;
- allow the Executive Director to enter into a sub-award agreement with St. Charles County, MO to support the Regional Cybersecurity Coordinator position for 12 months in an amount not to exceed \$134,835;
- for the purchase of quantity twenty (20) Avon respiratory equipment masks from Con10gency Consulting, LLC of Beaverton, OR in an amount not to exceed \$24,432;
- for the purchase of quantity nine (9) Avon respiratory equipment systems from Con10gency Consulting, LLC of Beaverton, OR in an amount not to exceed \$135,785;
- for the purchase of quantity two (2) handheld, portable high pressure mass spectrometer systems from 908 Devices, Inc. of Boston, MA in an amount not to exceed \$158,580;

for a total amount not to exceed \$599,282 from the UASI grant program.

ATTACHMENT A
Expenditures for Equipment and Services
May 8, 2023

<u>Vendor</u>	<u>Description</u>	<u>Jurisdiction/Agency</u>	<u>Quantity</u>	<u>Cost</u>
Emergency Response Planning and Equipment (UASI)				
West Publishing / Thomson Reuters	CLEAR Pro Software License Renewal - 24-month	St. Louis County, MO	8	\$145,650
St. Charles County, Missouri	Sub-award Regional Cybersecurity Coordinator Position	St. Charles County, MO	1	\$134,835
Con10gency Consulting, LLC (Beaverton, OR)	Respiratory Equipment Masks	St. Clair County, IL	20	\$24,432
Con10gency Consulting, LLC (Beaverton, OR)	Respiratory Equipment Systems	St. Louis County, MO	9	\$135,785
908 Devices, Inc. (Boston, MA)	Mass Spectrometer Systems	Jefferson County, MO St. Louis County, MO	2	\$158,580
TOTAL EXPENDITURES				\$ 599,282

Total UASI Expenditures: \$599,282