

TIP

Transportation Improvement Program

Fiscal Years FY 2023-2026

Draft for Public Comment - June 2022



EAST-WEST GATEWAY

Council of Governments

Creating Solutions Across Jurisdictional Boundaries

REPORT DOCUMENTATION PAGE		1. REPORT NO.	2.	3. Recipient's Accession No.
4. Title and Subtitle Transportation Improvement Program Fiscal Years 2023 Through 2026 St. Louis Metropolitan Area		5. Report Date October 1, 2022		6.
7. Author(s) East-West Gateway Council of Governments		8. Performing Organization Rpt No. EWG-TIP-2023-0		
9. Performing Organization Name and Address East-West Gateway Council of Governments Gateway Tower One Memorial Drive, Suite 1600 St. Louis, MO 63102-2451		10. Project/Task/Work Unit No. 22W203		11. Contract (C) or Grant (G) No. (C) MoDOT, Dated July 1, 2021 IDOT, Dated July 1, 2021
12. Sponsoring Organization Name and Address Federal Transit Administration Federal Highway Administration Illinois Department of Transportation Missouri Department of Transportation		13. Type of Report & Period Covered FY 2023 - 2026		14. Sponsoring Agency Code
15. Supplementary Notes				
16. Abstract This report describes the Transportation Improvement Program for the metropolitan St. Louis region for the four fiscal years beginning October 2022. This program includes projects to improve the highway and public transit systems in the area. Costs of highway and transit-related projects in this program include engineering, land acquisition, and construction. This improvement program was developed taking into account available funds. Jurisdiction over each project has been identified and priorities for projects have been determined on an annual basis.				
17. Document Analysis				
a. Descriptors				
b. Identifiers/Open-Ended Terms				
c. COSATI Field/Group				
18. Availability Statement East-West Gateway Council of Governments Gateway Tower One Memorial Drive, Suite 1600 St. Louis, MO 63102		19. Security Class (This Report) UNCLASSIFIED		21. No. of Pages
		20. Security Class (This Page) UNCLASSIFIED		22. Price

DRAFT

This page intentionally left blank

TRANSPORTATION IMPROVEMENT PROGRAM
FISCAL YEARS 2023 through 2026
ST. LOUIS METROPOLITAN AREA

Prepared By

East-West Gateway Council of Governments
Gateway Tower
One Memorial Drive, Suite 1600
St. Louis, Missouri 63102

East-West Gateway Council of Governments (EWG) hereby gives public notice that it is the policy of the agency to assure full compliance with Title VI of the Civil Rights Act of 1964, the Civil Rights Restoration Act of 1987, Executive Order 12898 on Environmental Justice, and related statutes and regulations in all programs and activities. Title VI requires that no person in the United States of America, on the grounds of race, color, or national origin, shall be excluded from the participation in, be denied the benefits of, or be otherwise subjected to discrimination under any program or activity for which EWG receives federal financial assistance. Any person who believes they have been aggrieved by an unlawful discriminatory practice under Title VI has a right to file a formal complaint with EWG. Any such complaint must be in writing and filed with EWG's Title VI Coordinator within one hundred eighty (180) calendar days following the date of the alleged discriminatory occurrence. For more information, or to obtain a Title VI Nondiscrimination Complaint Form, please see EWG's website at www.ewgateway.org/titlevi or call (314) 421-4220 or (618) 274-2750.

The work that provided the basis of this publication was supported, in part, by a grant provided from the U.S. Department of Transportation through the Missouri Department of Transportation and the Illinois Department of Transportation. The opinions, findings, and conclusions expressed in this publication are those of the author and not necessarily those of the Missouri Highways and Transportation Commission, the Illinois Department of Transportation, the Federal Highway Administration, or the Federal Transit Administration.

Draft for Public Comment: June 2022

DRAFT

This page intentionally left blank

LIST OF ABBREVIATIONS

ADVMT	Average Daily Vehicle Miles of Travel	PM	Particulate Matter
BRO	Off-System Bridge Program	SCCTD	St. Clair County Transit District
CAAA	Clean Air Act Amendments	S5307	FTA – Urbanized Area Formula Grants
CMAQ	Congestion Mitigation and Air Quality Improvement Program	S5309	FTA – Discretionary
CO	Carbon Monoxide (vehicle emissions)	S5310	FTA – Enhanced Mobility of Seniors and Individuals with Disabilities
EPA	Environmental Protection Agency	S5317	FTA – New Freedom
EWGCOG	East-West Gateway Council of Governments	S5337	FTA – State of Good Repair
FAST	Fixing America’s Surface Transportation Act	S5339	FTA – Bus and Bus Facilities
FHWA	Federal Highway Administration	SIP	State Implementation Plan
FTA	Federal Transit Administration	SOV	Single Occupancy Vehicle
FXDGW	Fixed Guideway	STAC	State-Advance Construction
FY	Fiscal Year	STIP	State Transportation Improvement Program
HIP	Highway Infrastructure Program	STBG	Surface Transportation Block Grant Program
HPP	High Priority Project	STP-B	Surface Transportation Block Grant Program – Bridge
HSIP	Highway Safety Improvement Program	STP-R	Surface Transportation Block Grant Program – Rural
IDOT	Illinois Department of Transportation	STP-S	Surface Transportation Block Grant Program – Suballocated
IEPA	Illinois Environmental Protection Agency	TAP	Transportation Alternatives
IJA	Infrastructure Investment and Jobs Act	TAP-S	Transportation Alternatives – Suballocated
MAP-21	Moving Ahead for Progress in the 21 st Century	TIP	Transportation Improvement Program
MCTD	Madison County Transit District	TCM	Transportation Control Measures
MoDOT	Missouri Department of Transportation	TMA	Transportation Management Area
MPO	Metropolitan Planning Organization	TPM	Transportation Performance Management
MTIA	Major Transportation Investment Analysis	USDOT	United States Department of Transportation
NAAQS	National Ambient Air Quality Standards	VOC	Volatile Organic Compounds
NHFP	National Highway Freight Program	VMT	Vehicle Miles of Travel
NHPP	National Highway Performance Program		
NO _x	Nitrogen Oxides		

DRAFT

This page intentionally left blank

TABLE OF CONTENTS

SECTION	PAGE
Introduction	1
Geographic Area and Population.....	3
Transportation Improvement Program Development	5
Funding Categories	5
Project Solicitation	8
Performance Based Planning	11
Public Participation	13
Total Program	15
Illinois Department of Transportation Program	17
Missouri Department of Transportation Program.....	19
Transit Program	23
Local Program	27
Fiscal Constraint.....	33
Operations and Maintenance	39
Air Quality Analysis.....	41
TIP Project Implementation / Amendment Policies	43
 <u>APPENDICES</u>	
A	Metropolitan Transportation Planning Process Certification
B	Project Listing
	Franklin County – MO
	Jefferson County – MO
	Madison County – IL
	Monroe County – IL
	Multi-County – IL
	Multi-County – MO
	Multi-State.....
	St. Charles – MO.....
	St. Clair – IL.....
	St. Louis – MO.....
	St. Louis City – MO
C	Scoping and Engineering Projects
D	Transit Illustrative Projects
E	Advance Construction
F	Operations and Maintenance
G	Non-federally Funded Regionally Significant Local Projects

DRAFT

This page intentionally left blank

Introduction

The Transportation Improvement Program (TIP) is a schedule of transportation improvements planned by various agencies in the metropolitan St. Louis region over the next four years. Federal legislation, described below, requires that the East-West Gateway Council of Governments (EWGCOG or Council) prepare and approve the TIP for federal funds to be used on these projects. Projects identified in this TIP have been given priorities based on, and are consistent with, the region's long-range transportation plan, [Connected2045](#).

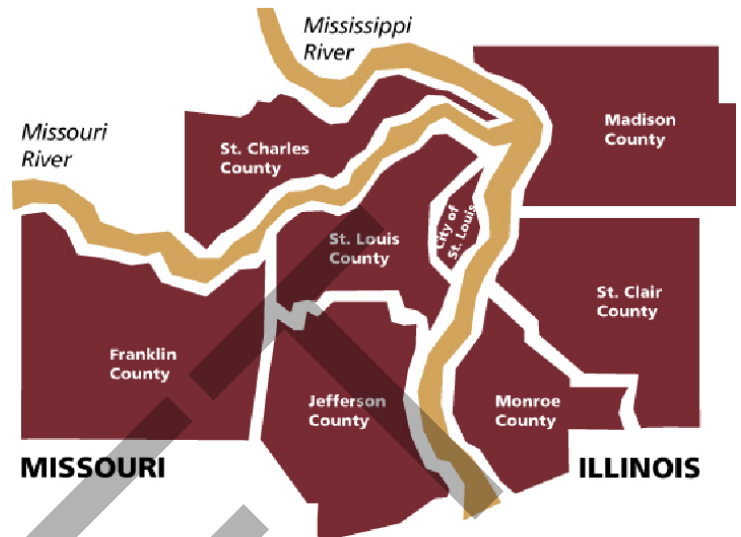
The EWGCOG is a voluntary association of local governments. The Council has been designated by the governors of Missouri and Illinois and the U.S. Department of Transportation (USDOT) as the Metropolitan Planning Organization (MPO) for the St. Louis region to represent the interests of local governments and citizens in the transportation planning process. Since the Council was formed in 1965, it has been dedicated to assisting local governments solve problems across jurisdictional boundaries. It is the only organization of local governments that spans the entire Missouri-Illinois St. Louis region. The Council itself is made up of more than 200 villages, cities, and counties in the eight-county metropolitan area. The agency's 24-member Board of Directors consists of the area's chief local elected officials and selected citizens. Representatives of the two state transportation agencies, the Missouri Department of Transportation (MoDOT) and the Illinois Department of Transportation (IDOT), Missouri Office of Administration, the Illinois Department of Commerce and Economic Opportunity, and the chairman of Bi-State Development, are non-voting members of the Board.

The TIP is not a new requirement of federal law. The Infrastructure Investment and Jobs Act (IIJA) and its predecessors dating back to the Intermodal Surface Transportation Efficiency Act of 1991 (ISTEA)—as well as the Clean Air Act Amendments of 1990 (CAAA) have made important changes in the way that decisions about transportation expenditures are made. The IIJA continues the commitment to ensuring that federally funded transportation projects are adequately justified and have the support of the local community. The IIJA builds on and refines many of the highway, transit, bike, and pedestrian programs and policies from previous transportation laws and continues the performance-based system for federal highway programs and provides a means to more efficient and equitable investment of federal transportation funds. It also requires that a variety of prescribed factors be considered in the planning of those projects and calls for involvement of local governments in decision-making and public input as plans for highway and transit projects are conceived and developed. The CAAA requires that the TIP and long-range transportation plan conform to plans to improve air quality in the metropolitan St. Louis region. The St. Louis region is presently in maintenance of the 2008 eight-hour ozone standard. The following counties are designated as a "marginal" non-attainment area for the 2015 eight-hour ozone standard: Jefferson, St. Charles and St. Louis counties, the City of St. Louis and Boles Township in Franklin County in Missouri; and Madison, Monroe, and St. Clair counties in Illinois.

This TIP contains a tabulation of transportation improvements scheduled by various agencies for the federal fiscal years of 2023 through 2026 (October 1, 2022 through September 30, 2026) that are envisioned by the transportation plan for that same time period. In addition to requirements derived from the IIJA for public participation in the development of the TIP and involving local governments in the selection of projects, there is an emphasis on financial planning. There must be reasonable assurance that federal, state, and local funds will be available to implement proposed projects. This requirement results in a greater level of confidence that the included projects will be carried out in the manner and within the time proposed.

The counties included in the metropolitan St. Louis region and in this TIP are shown in the figure to the right. They include Franklin, Jefferson, St. Charles, and St. Louis counties and the City of St. Louis in Missouri as well as Madison, Monroe, and St. Clair counties in Illinois.

The following chapters describe how the program was developed in compliance with regional priorities and federal guidelines. Summaries are provided showing the types, costs, and locations of planned improvements. Also described herein is the process for amending the program and policies and guidelines for implementing programmed projects.



The most essential component of this document, the list of improvement projects, is provided in **Appendix B** and includes all programmed highway, bicycle, pedestrian, and transit improvement projects. The project listings identify project sponsors, sources of federal, state, and local funds as well as project costs. Also included are brief project descriptions and identification numbers that are unique to each project. Finally, because the TIP is used for many different purposes by numerous funding and implementing agencies, local officials and planners, and the public at large, an index is provided to help identify specific projects in the project listing section. The projects in this TIP are listed in the Air Quality Conformity Determination and Documentation document. At this time, the draft Illinois Department of Transportation program has not been released by the Governor. If the program is released prior to June 29, 2022, it will be included in the draft FY 2023-2026 TIP.

Federal regulations also require that any regionally significant project funded with non-federal funds be included in the TIP. A regionally significant project is defined as a transportation project (other than an exempt project) that is on a facility which serves regional transportation needs (such as access to and from the area outside of the region, major activity centers in the region, major planned developments such as new retail malls, sports complexes, etc., or transportation terminals as well as most terminals themselves) and would normally be included in the modeling of a metropolitan area's transportation network, including at a minimum all principal arterial highways and all fixed guideway transit facilities that offer an alternative to regional highway travel.

Geographic Area, Population, and Employment

Population is growing slowly in the St. Louis region, compared to the rest of the country. Between 2000 and 2010, the population of the eight counties served by the Council grew only 3.6%. Nationally, population grew by 9.7%. The trend nationally shows continued growth in the western and southern regions of the nation. Population in the region for the years 2000, 2010, and 2020 are shown on the following page in **Table 1(A)**.

Employment growth in the St. Louis region has grown slowly since 2000. U.S. Bureau of Economic Analysis (BEA) reports show that employment in the United States declined 1.8% between 2000 and 2010. During the same period in the St. Louis region, the number of jobs increased by 0.1%. In 2020, the number of jobs in the United States was 7.5% higher than in 2010. From 2010 to 2020, employment levels in St. Louis increased by about 60,559 jobs (3.9%). Employment in the region for the years 2000, 2010, and 2020 are shown in **Table 1(B)**. It should be noted that in 2020 there are approximately 103,000 fewer jobs compared with 2019.

Within the St. Louis region, both jobs and population have moved away from the center of the region in recent decades. The most robust growth in both jobs and population has been in Monroe, St. Charles, Jefferson, and Franklin counties. Between 2000 and 2010, these four counties increased their share of the region's population from 24.3% to 27.7%. The centrifugal trend appeared to continue, as the 2020 Census indicates that these four counties increased their share of the population to 29.8%. Employment growth showed a similar pattern. Between 2000 and 2010, Monroe, Franklin, Jefferson, and St. Charles counties increased their share of the region's employment from 15.7% to 19.4%. The trend stabilized somewhat during the time period between 2010 and 2020, with the share of employment leveling off at 20.9%.

Despite the outward movement, St. Louis County and St. Louis City continue to have most of the people and jobs. In the most recent estimates available, St. Louis County and St. Louis City together accounted for 50% of the region's population and 63.7% of the jobs.

This TIP includes urbanized portions of the region as well as rural portions of the metropolitan area. The total land area in the region's eight counties comprises approximately 4,500 square miles, with an estimated 76% classified as rural and 24% as urban (based on the 2010 urbanized area definition). As of 2010, approximately 87% of the population resides in the urbanized area of the region. An additional 4.1% lives in urban clusters (e.g., Eureka in St. Louis County; Washington in Franklin County; De Soto in Jefferson County; Highland in Madison County, etc.). "Urban clusters" are small urbanized islands outside of the primary urbanized area with a population of at least 2,500. The 2020 urbanized area will be identified by the Census Bureau in the upcoming months.

Population Trends

TABLE 1(A) - POPULATION (2000-2020)

County	2000 Pop.	% State Share 2000	% Reg. Share 2000	2010 Pop.	2000-2010 Pop. % Change	% State Share 2010	% Reg. Share 2010	2020 Pop.	2010-2020 Pop. % Change	% State Share 2020	% Reg. Share 2020
Franklin County	93,807	4.8%	3.8%	101,492	8.2%	5.1%	3.9%	104,469	3.1%	5.1%	4.0%
Jefferson County	198,099	10.2%	8.0%	218,733	10.4%	10.9%	8.5%	226,543	3.7%	11.1%	8.7%
St. Charles County	283,883	14.6%	11.4%	360,485	27.0%	18.0%	14.0%	406,204	12.4%	19.8%	15.6%
St. Louis County	1,016,315	52.4%	40.9%	998,954	-1.7%	50.0%	38.9%	994,020	0.5%	49.2%	38.6%
St. Louis City	348,189	17.9%	14.0%	319,294	-8.3%	16.0%	12.4%	297,645	-5.5%	14.8%	11.6%
Total MO Region	1,940,293	100.0%	78.1%	1,998,958	3.0%	100.0%	77.7%	2,028,881	2.2%	100.0%	78.5%

Madison County	258,941	47.7%	10.4%	269,282	4.0%	47.1%	10.5%	262,635	-1.3%	47.6%	10.2%
Monroe County	27,619	5.1%	1.1%	32,957	19.3%	5.8%	1.3%	34,739	6.1%	6.3%	1.3%
St. Clair County	256,082	47.2%	10.3%	270,056	5.5%	47.2%	10.5%	258,046	-4.7%	46.1%	9.9%
Total IL Region	542,642	100.0%	21.9%	572,295	5.5%	100.0%	22.3%	555,420	-2.5%	100.0%	21.5%
Total Region	2,482,935		100.0%	2,571,253	3.6%		100.0%	2,584,301	1.1%		100.0%

Source: U.S. Census Bureau

Employment Trends

TABLE 1(B) - Employment (2000-2020)

County	2000 Emp.	% State Share 2000	% Reg. Share 2000	2010 Emp.	2000-2010 Emp. % Change	% State Share 2010	% Reg. Share 2010	2020 Emp.	2010-2020 Emp. % Change	% State Share 2020	% Reg. Share 2020
Franklin County	46,420	3.5%	3.0%	50,781	9.4%	3.9%	3.2%	52,929	4.2%	3.9%	3.3%
Jefferson County	64,161	4.9%	4.1%	69,367	8.1%	5.3%	4.4%	71,003	2.4%	5.2%	4.4%
St. Charles County	124,433	9.5%	8.0%	170,602	37.1%	13.1%	10.9%	204,875	20.1%	15.0%	12.6%
St. Louis County	780,505	59.6%	49.9%	744,860	-4.6%	57.2%	47.5%	762,404	2.4%	55.9%	46.9%
St. Louis City	293,357	22.4%	18.7%	267,342	-8.9%	20.5%	17.1%	273,675	2.4%	20.1%	16.8%
Total MO Region	1,308,876	100.0%	83.6%	1,302,952	-0.5%	100.0%	83.2%	1,364,886	4.8%	100.0%	83.9%

Madison County	124,036	48.5%	7.9%	124,403	0.3%	47.2%	7.9%	130,131	4.6%	49.6%	8.0%
Monroe County	11,123	4.3%	0.7%	12,531	12.7%	4.7%	0.8%	12,499	-0.3%	4.8%	0.8%
St. Clair County	120,804	47.2%	7.7%	126,883	5.0%	48.1%	8.1%	119,812	-5.6%	45.7%	7.4%
Total IL Region	255,963	100.0%	16.4%	263,817	3.1%	100.0%	16.8%	262,442	-0.5%	100.0%	16.1%
Total Region	1,564,659		100.0%	1,566,769	0.1%		100.0%	1,627,328	3.9%		100.0%

Source: Bureau of Economic Analysis

TIP Development

Several federal requirements affect the process of assembling and developing the TIP. It must be developed in increments of at least four years, indicate priority ranking of projects, and be financially attainable. All implementing agencies must demonstrate sufficient financing for each project. Projects must be selected primarily on their merits. The law also requires that the TIP include all federally funded transportation projects, regardless of mode or implementing agency. The purpose of these requirements is to provide the public with accurate information about the timing, cost, and extent of federally funded transportation projects.

Federal regulations also require any regionally significant project funded with non-federal funds to be included in the TIP. A regionally significant project is defined as a transportation project (other than an exempt project) that is on a facility which serves regional transportation needs (such as access to and from the area outside of the region, major activity centers in the region, major planned developments such as new retail malls, sports complexes, etc., or transportation terminals as well as most terminals themselves) and would normally be included in the modeling of a metropolitan area's transportation network, including, at a minimum, all principal arterial highways and all fixed guideway transit facilities that offer an alternative to regional highway travel. Non-federally funded regionally significant local projects are listed in **Appendix G**.

Several advisory committees assisted in developing the TIP. The Transportation Planning Committees (TPC) in Illinois and Missouri, consisting of representatives of local governments, the two state transportation agencies, and local transit agencies, helped to develop a TIP for FY 2023-2026. The TPC is a technical committee to the Board of Directors and its members are appointed by the Board. In addition, comments and recommendations were obtained from the Interagency Consultation Group. The TIP was also evaluated to determine compliance with the various requirements of the IIJA and the CAAA.

Funding Categories

The IIJA maintains the cooperative planning process developed to provide local governments in major metropolitan areas, acting through the MPO, greater decision-making authority in determining which projects to implement. The IIJA and the CAAA impose an array of requirements to verify that transportation programs comply with the intent of these laws.

Funding categories administered by the Federal Highway Administration (FHWA) and Federal Transit Administration (FTA) and included in the TIP are described in the following section. One feature of the IIJA is that it allows state and local governments to exercise considerable flexibility in transferring funds among categories. This affords them a variety of options in selecting how to spend federal dollars for transportation projects.

FHWA Federal-aid Programs

- **Carbon Reduction Program (CRP)**
The purpose of the CRP reduce transportation emissions through the development of State carbon reduction strategies and by funding projects designed to reduce transportation emissions. The CRP is a new program identified through the IIJA. A portion of the state's CRP funds must be spent in metropolitan areas with populations over 200,000. CRP projects sponsored by local projects will be included in the next TIP document.
- **Congestion Mitigation and Air Quality Improvement (CMAQ) Program**
This program funds projects in air quality non-attainment areas and maintenance areas for ozone, carbon monoxide, and small particulate matter (PM_{2.5}), with the goal of reducing transportation-related emissions and helping metropolitan areas comply with national ambient air quality standards (NAAQS). The IIJA requires that at least 25% of CMAQ funds in a state be used to reduce PM_{2.5} pollution.
- **High Priority Projects (HPP) or “earmarks”**
This program consists of projects specifically designated in prior transportation laws or congressional appropriation bills as High Priority Projects. For the purpose of categorizing projects and funding sources in the TIP, this designation also refers to earmarked projects included in other legislation such as appropriation bills. Designated funds can only be used for the project as described in the law. Earmarks hadn't been included in Congressional appropriations since 2011, however, the FY 2022 Transportation Housing and Urban Development Omnibus included what is now referred to as Congressionally Directed Spending (CDS). CDS projects are requested by members of Congress and are selected by the Appropriations Committee. CDS projects are not identified in this TIP, however, they will be in the future as project scopes are identified.
- **Highway Infrastructure Program (HIP)**
HIP funding was identified in the FY 2020 and FY 2021 Department of Transportation Appropriations Act. Funds from this program may be used on public roads and bridges. In addition, HIP funds were identified in the Coronavirus Response and Relief Supplemental Appropriations Act, 2021. Funds identified in this Act are shown as CRRSA in the project listing.
- **Highway Safety Improvement Program (HSIP)**
The purpose of the HSIP is to achieve a significant reduction in traffic fatalities and serious injuries on all public roads. The HSIP emphasizes a data-driven, strategic approach to improving highway safety that focuses on results.
- **National Highway Freight Program (NHFP)**
The NHFP was established in the FAST Act to improve the efficient movement of freight on the National Highway Freight Network. The goals supported by this program include investing in infrastructure and operational improvements that strengthen economic competitiveness, reduce congestion, reduce the cost of freight transportation, improve reliability, and increase productivity.

- National Highway Performance Program (NHPP)
The NHPP provides support for the condition and performance of the National Highway System (NHS) for the construction of new facilities on the NHS. The NHPP ensures that investments of federal-aid funds in highway construction are directed to support progress toward the achievement of performance targets established in a State's asset management plan for the NHS.
- Rebuilding American Infrastructure with Sustainability and Equity (RAISE)
The RAISE discretionary funding program provides a unique opportunity for the DOT to invest in road, rail, transit, and port projects that promise to achieve national objectives. Projects are selected by the USDOT following a nation-wide project solicitation.
- Surface Transportation Block Grant Program (STBG)
The STBG provides flexible funding for states and localities for improvements on public roads and bridges, transit capital projects, and improvements to transit terminals and facilities. A portion of a state's STBG funds must be spent in metropolitan areas with populations over 200,000. These suballocated funds (STP-S) are most likely used on locally sponsored projects. STP-R funds are allocated in Illinois to counties for use on roads in rural areas based on population, mileage of roads, and area of county outside of the urbanized area.

The IIJA includes a set-aside of a share of each State's STBG apportionment for use on bridges not on federal-aid highways ("off-system bridges"). In Missouri, Off-System Bridge Program (BRO) funds were allocated to counties based on the square footage of deficient bridge deck within the county prior to 2022. Starting in 2022, BRO funds are suballocated to the region based on square footage of poor condition bridges in the St Louis region.

Illinois sets aside a portion of its STBG funds to provide funding to replace or rehabilitate on-system bridges that have been classified as poor condition by federal standards. These funds are also allocated to local public agencies in Illinois in the form of the Surface Transportation Program-Bridge (STP-B), also known as the Bridge Replacement and Rehabilitation Program. STP-B funds are allocated to counties based on the square footage of poor bridge deck within the county.

- Transportation Alternatives Program (TAP)
Transportation Alternatives Program is a set-aside of the Surface Transportation Block Grant program. These set-aside funds encompass a variety of smaller-scale transportation projects such as pedestrian and bicycle facilities, recreational trails, safe routes to school projects, community improvements such as historic preservation and vegetation management, and environmental mitigation related to stormwater and habitat connectivity.

The State of Illinois administers the Illinois Transportation Enhancement Program (ITEP) and Safe Routes to Schools (SRTS) Program. Both of these programs are funded with TAP funds. A portion of a state's TAP funds must be spent in metropolitan areas with populations over 200,000. These suballocated funds (TAP-S) are used on locally sponsored projects.

FTA Federal-aid Programs

- Section 5307 – Urbanized Area Formula Grants
This program provides grants to urbanized areas for public transportation capital, planning, job access and reverse commute projects, as well as operating expenses in certain circumstances for urban public transit services.
- Section 5310 – Enhanced Mobility of Seniors and Individuals with Disabilities
This program is intended to enhance mobility for seniors and persons with disabilities by providing funds for programs to serve the special needs of transit-dependent populations beyond traditional public transportation services and Americans with Disabilities Act complementary paratransit services.
- Section 5317 – New Freedom Program
This competitive grant program provided capital and operating assistance to encourage services and facility improvements to address the transportation needs of persons with disabilities that go beyond those required by the Americans with Disabilities Act (ADA). Funding for the Section 5317 program was created under SAFETEA-LU, however it is no longer a stand-alone program. There are still projects in this TIP that were funded with Section 5317 from prior transportation laws.
- Section 5337 – State of Good Repair Grants
This program may be used for capital projects that maintain the system in a state of good repair, including projects to replace and rehabilitate; rolling stock; track; line equipment and structures; signals and communications; power equipment and substations; passenger stations and terminals; security equipment and systems; maintenance facilities and equipment; and operational support equipment, including computer hardware and software. Funds may also be used for Transit Asset Management Plan development and implementation.
- Section 5339 – Bus and Bus Facilities
This program provides capital funding to replace, rehabilitate, and purchase buses and related equipment to construct bus-related facilities.

In addition to these federal funding categories, some projects in the TIP may be implemented without federal funds. MoDOT may fund a project using a practice known as Advance Construction (AC). AC allows a state DOT to construct a project by using non-federal funds. In the future, the state may convert the project to federal-aid funding and receive federal reimbursement for the project. To be eligible for conversion, the project must be determined to qualify for federal funds.

A full description of each MoDOT AC project is available in **Appendix E** including: the year of award, how much will be converted to federal funds, and the anticipated federal funding category. AC projects in **Appendix B** of the TIP are identified as STAC.

IDOT may also fund a project using AC. IDOT's AC projects are determined based on federal cash flow during the fiscal year and identified when the project is close to letting. AC projects will be identified in supplements to the FY 2023-2026 TIP. IDOT projects utilizing AC in FY 2022 will also be identified in the Annual Listing of Projects Obligating Federal Funds which will be released by December 31, 2022 as a separate document.

Any regionally significant project, regardless of its funding source, must be included within the TIP and evaluated as part of a regional air quality analysis. Regionally significant projects are defined as transportation projects (other than an exempt project) that are on a facility which serves regional transportation needs (such as access to and from the area outside of the region, major activity centers in the region, major planned developments such as new retail malls, sports complexes, etc., or transportation terminals as well as most terminals themselves) and would normally be included in the modeling of a metropolitan area's transportation network, including, at a minimum, all principal arterial highways and all fixed guideway transit facilities that offer an alternative to regional highway travel.

Project Solicitation

For each successive TIP, Council staff works with the state DOTs and the region's transit providers to develop its programs.

For the local programs, Council staff members opened a call for CMAQ and STP-S project applications on November 5, 2021. Final applications were due on February 10, 2022. Agencies in the region that participated included transit operators, counties, not-for-profits, and municipalities. In some cases, local public agencies partnered with the state DOT for a project. The project applications included specific project information along with certifications of the financial capability to complete the projects and compliance with federal regulations including Title VI. Project submittals were received, reviewed, and, where necessary, further information was sought from the sponsoring agencies to enable full and objective evaluation of each project. The section titled "Local Program" presents more information on the local project evaluation process.

Project Evaluation and Selection

1. Selection of state highway and bridge projects

For the FHWA funding categories—STBG, NHPP, NHFP, and HSIP—each state DOT submitted projects and the Council reviewed them to ensure that they conform to the region's air quality goals and are financially viable within the indicated program year. Following this review, the Council approved them as part of each state's program. Selection of state projects is discussed in more detail in the sections covering the IDOT and MoDOT programs. IDOT's FY 2023-2026 program has not been released by the Governor and is not included in the draft TIP.

2. Selection of transit projects

Bi-State Development/Metro, the St. Clair County Transit District, and the Madison County Transit District submitted projects for inclusion in the TIP under the FTA funding categories—Sections 5307, 5312, 5337, 5339, and the Fixed Guideway (FXDGW) funding provided under Section 5309. In addition, Bi-State Development/Metro submitted projects that have received funding from the U.S. Department of Homeland Security (shown as SECUR funds in the project listings) for security upgrades to rail and bus facilities. The Council reviewed these projects with respect to the region's air quality goals and to make sure the projects are financially viable within the indicated program year. Following this review, the Council approved the projects as part of each transit agency's program. Selection of transit projects is discussed in more detail in the section covering the overall transit program. Where transit projects were proposed for funding in the STP-S, TAP-S, and CMAQ programs, they were evaluated under the local funding categories described in Item 3 below.

3. Selection of locally funded transportation projects

Local governments are responsible for submitting projects for CMAQ (MO & IL), STP-S (MO & IL), and TAP-S (MO & IL) funding categories in consultation with the MPO and the states. The TAP (IL), STP-R (IL), and STP-B (IL) funding categories are included in the TIP but are not selected based on the criteria described in this section. TAP project selections are made by IDOT through the Illinois Transportation Enhancement Program. The other projects (STP-B and STP-R) are selected by the recipient of the funds. BRO projects prior

to 2022 were selected by respective counties. BRO funds will be suballocated to the EWGCOG region in the future. CRP and BRO projects will be selected by the EWGCOG in future years.

Council staff evaluates local project applications (CMAQ, STP-S, and TAP-S) submitted for inclusion in the TIP with respect to the 10 guiding principles that make up the framework of the long-range transportation plan, [Connected2045](#). The 10 guiding principles (in no order of regional significance) are:

Preserve and Maintain the Existing System – Ensure the transportation system remains in a state of good repair.

Support Public Transportation – Invest in public transportation to spur economic development, protect the environment, and improve quality of life.

Support Neighborhoods & Communities – Connect communities to opportunities and resources across the region.

Foster a Vibrant Downtown & Central Core – Improve access to and mobility within the central core by all modes to increase the attractiveness of St. Louis and strengthen the regional economy.

Provide More Transportation Choices – Create viable alternatives to automobile travel by providing bicycle and pedestrian facilities.

Promote Safety and Security – Provide a safe and secure transportation system for all users.

Support a Diverse Economy with a Reliable System – Reduce congestion and improve travel time reliability to support the diverse economic sectors of the region.

Support Quality Job Development – Support the growth of wealth producing jobs that allow residents to save and return the money to the economy.

Strengthen Intermodal Connections – Support freight movement and connections that are critical to the efficient flow of both people and goods.

Protect Air Quality and Environmental Assets – Encourage investments that recognize the linkages between the social, economic, and natural fabric of the region.

Council staff has refined these performance measures and incorporated them into the evaluation process for local transportation projects submitted for TIP consideration. The performance measures are intended to be indicators of the magnitude of need of a submitted improvement.

For projects proposed for funding under the CMAQ program, an additional, critical consideration is whether or not the project would result in a reduction in vehicle emissions. The St. Louis region is presently in maintenance of the 2008 eight-hour ozone standard. The following counties are designated as a “marginal” non-attainment area for the 2015 eight-hour ozone standard: Jefferson, St. Charles, and St. Louis counties, the City of St. Louis and Boles Township in Franklin County in Missouri; and Madison, Monroe, and St. Clair counties in Illinois. Because of these designations, any project that would not result in a reduction in vehicle emissions is precluded from consideration for funding under the CMAQ program in the St. Louis region.

The project evaluation framework utilized for the selection of TIP investments in the STP-S program is described below:

- (a) Projects undergo a screening process involving the determination of project and sponsor eligibility, availability of local matching funds and a feasible financial plan, and financial need. With respect to project eligibility, improvements must be on a public road that is federally functionally classified as an urban major/minor collector, a rural major collector, an arterial, an expressway, or an interstate highway at the time of the project application. Bridge, bicycle, or pedestrian projects proposing to use STP-S funds are not restricted to the roadway classification requirement. Bridge projects may be constructed on routes classified as local roads, however only a minimal amount of road work associated with the bridge touchdown is eligible for federal funding.
- (b) Projects are evaluated with respect to each of the 10 guiding principles. Staff evaluate projects based on the Scoring Criteria Guide approved by the TPC and Board of Directors. Each project can receive up to 100 performance points.
- (c) Projects can gain up to five additional points based on the usage of the facility (Person Miles of Travel or PMT).
- (d) Projects can receive up to 20 points based on cost. Cost points are assigned based on the amount of federal funds requested in Missouri, or the amount of construction funds requested in Illinois.
- (e) Finally, all projects are ranked by their total score (performance + usage + cost). If two projects receive the same total score, the project with the higher performance score is determined to have a higher priority. A secondary tiebreaker is based on the lowest federal funds requested.

In addition to evaluating each project relative to the 10 guiding principles from [Connected2045](#), staff applies the following set of principles, adopted to assist in reaching consensus on the programming of local projects:

- All projects must be consistent with clean air requirements and conform to the state's implementation plans for air quality;
- All projects must have a financial plan that demonstrates how the project will be paid for;
- Projects must have a reasonable, demonstrated degree of political and community support;
- At least one project per County as a geographic area including St. Louis City (STP-S only);
- In Illinois, no more than one project per municipality per year selected for STP-S funds; and
- Efforts are made to obtain maximum advantage of flexibility in the use of financial resources and ensure full use of federal, state, and local funds available to the region.

4. Selection of discretionary projects

The USDOT administers discretionary programs through its various offices. These discretionary programs represent special funding categories where the USDOT solicits for candidates and selects projects for funding based on applications received or the project was identified as an earmark in a previous transportation law or appropriations bill. Each program has its own eligibility and selection criteria that are established by law, by regulation, or administratively. This TIP contains projects from discretionary programs including: Better Utilizing Investments to Leverage Development (RAISE), High Priority Project (HPP), Interstate Maintenance Discretionary (IMD), and Section 5312 (Human Trafficking Awareness and Public Safety Initiative grant).

Performance Based Planning

The IJA requires the establishment of national goals, performance measures, and accountability in planning and programming transportation investments in the form of Transportation Performance Management (TPM). FHWA defines TPM as a strategic approach that uses system information to make investment and policy decisions to achieve national performance goals.

To implement TPM, the USDOT established performance measures to achieve desired outcomes across the transportation system. These performance measures are intended to ensure state DOTs and MPOs invest resources in transportation projects that make progress toward the achievement of national goals including: safety, infrastructure condition/state of good repair, congestion reduction, transportation system reliability, freight movement/economic vitality, environmental sustainability/CMAQ, and reduced project delays.

The EWGCOG Board of Directors has adopted targets for the following: safety, pavement and bridge condition, system reliability/emission reductions, transit asset management, and transit safety. Details of the EWGCOG performance targets and how they were established are included in the [State of the System 2045](#) document which is the technical supplement to the long-range transportation plan, [Connected2045](#). The most recent targets are available on the [Regional Performance Dashboard](#) on the Council's website. This TIP was developed according to the performance-based provisions of CFR Part 450 and meets the performance requirements.

Safety

The safety performance measures establish safety targets as five-year rolling averages on all public roads for: number of fatalities, rate of fatalities per 100 million vehicle miles travelled (VMT), number of serious injuries, rate of serious injuries per 100 million VMT, and number of non-motorized fatalities and serious injuries. In this TIP there is approximately \$160.7 million programmed for projects with safety as the primary project purpose.

Pavement and Bridge Condition

The pavement and bridge condition performance measures establish targets for percentage of pavement on Interstates in good and poor condition, percentage of pavement on non-Interstate NHS routes in good and poor condition, and percentage on NHS bridges in good and poor condition. In this TIP there is approximately \$1.17 billion programmed with preservation as the primary project purpose for projects on Interstates or on non-Interstate NHS routes. This includes road and bridge preservation projects.

System Reliability and Emission Reductions

The system reliability performance measures establish targets for percent person miles traveled on the Interstate system that are reliable, percent of person miles traveled on non-Interstate NHS that are reliable, peak hour excessive delay, percent of non-single occupant vehicle travel, and truck travel reliability index. Travel time reliability is the consistency or dependability in travel times, as measured from day-to-day and/or across different times of the day.

Projects funded with CMAQ funds are used to establish the on-road mobile source emissions performance measure. This measures total emissions for VOCs and NO_x. In this TIP there is approximately \$369.3 million programmed for projects with congestion/traffic flow as the primary project purpose (excluding CMAQ) on Interstates or non-Interstate NHS routes. There is approximately \$165.0 million programmed for CMAQ projects.

Transit Asset Management and Transit Safety

The transit asset management performance measures establish targets for transit facilities, rolling stock, infrastructure, and equipment. The transit safety performance measures establish targets for fatalities, injuries, safety events, and system reliability. In this TIP there is approximately \$835.3 million programmed for transit projects (excluding CMAQ).

Public Participation

Federal legislation and the metropolitan transportation planning regulations require MPOs to have an enhanced public participation process. Citizen interest in transportation planning has continued as EWGCOG has taken actions to increase public awareness of the transportation decision-making process.

EWGCOG typically uses a variety of methods to achieve greater public participation. Among these are extensive use of all types of media to explain the planning process, face-to-face meetings with citizens' groups, and easy-to-understand publications that are distributed via mail, email, and on the Council's website. The underlying premise of the public participation process is that more citizens will participate in the planning process if they understand the factors that influence transportation decisions.

The [Public Participation Plan](#) was adopted by the EWGCOG Board of Directors in May 2019. The purpose of the plan is to set forth expectations and procedures for public involvement in the transportation planning and other processes. It establishes the mechanisms by which EWGCOG reaches out to its many stakeholders and the public.

The Council's website – www.ewgateway.org – includes information about EWGCOG, its planning partners, MPO activities, and opportunities for citizens to learn and participate in transportation decisions. Meetings of all EWGCOG committees, task forces, and other groups, as well as notes from past meetings are regularly posted on the site. The website also includes links to many other transportation resources. Additionally, all implementing agencies have citizen participation mechanisms that allow public input throughout the transportation planning process. EWGCOG also uses social media in the form of Twitter and Facebook to convey news and information.

EWGCOG sought public comment on the STP-S and CMAQ applications that were received during the most recent project solicitation. The comment period on 137 applications was from March 16, 2022 through March 31, 2022. Comments could be provided through a form on the website, email, or mail. At the conclusion of the comment period, EWGCOG received 413 comments on 34 applications.

The official public comment period for the TIP and Air Quality Conformity Determination (AQCD) document is from July 1, 2022 to August 4, 2022. Consistent with regulatory requirements (23 CFR 450.316 and 23 CFR 450.326 (b)) and policies established in the long-range transportation plan, public review of the draft FY 2023-2026 TIP and AQCD documents takes place through different means. These documents will be available on the Council's website throughout the comment period. The documents will also be available at five public open house meetings in July.

These meetings comment period satisfy Madison County Transit District's and Bi-State Development/Metro's public hearing and program of projects requirement of the FTA Sections 5307, 5309, 5310, 5312, 5317, 5337, and 5339 programs in the St. Louis region. Public notice of public involvement activities and time established for public review and comment on the TIP satisfies Program of Projects (POP) requirements of the Section 5307 Program (FTA C 9030.1E).

At the public open houses, copies of the FY 2023-2026 TIP and the AQCD documents, as well as supplemental materials such as tables, charts, and maps will be available for review, discussion, and comment. The supplemental materials from the open house meetings will be available on the Council's website throughout the comment period.

The schedule for the public open house meetings for the FY 2023-2026 TIP and AQCD document is below. The schedule will be available on the Council's website, social media accounts (i.e., Facebook and Twitter), in the Council's *Local Government Briefings*, and in local newspapers (St. Louis Post-Dispatch, St. Louis American, etc.).

Council staff will provide comment sheets to enable participants to submit comments at the open house meetings or by other means (mail, email, or fax). Public comment will also be available through the Council's website.

DRAFT

Total Program

Program Summary - FY 2023-2026 TIP

The total regional program summarized in this FY 2023-2026 TIP contains 778 projects (215 new and 563 reprogrammed) at a total cost of approximately \$3.43 billion in federal, state, local, and private funding. The reprogrammed or rescheduled projects account for \$2.48 billion of the total program and the new projects account for \$950.2 million. Consistent with the goals of the long-range transportation plan, this TIP continues the region’s emphasis on preserving the existing infrastructure, committing 41% of the total program (\$1.29 billion over the next four years) to resurface and reconstruct roads, repair/replace bridges, and replace other aging transportation systems and facilities.

Of the total program, 9% (\$412.7 million) is allocated to adding capacity in the form of new roads, new bridges, and new lanes on existing roads. Projects to improve the operations and/or safety of the region’s transportation facilities account for \$425.9 million (12% of the total program). The transit category consists of \$917.0 million or 27% of the total program. This category contains projects such as fixed rail/bus service expansion, MetroLink improvements, service vehicles, operations and for providing upgrades and maintenance for non-MetroLink equipment and facilities. The payback category includes payments to local public agencies or state DOTs for cost share projects or payments to retire debt from bonds. For example, \$46.8 million is programmed in this TIP to payback bonds issued for the I-64 reconstruction project. Approximately \$201.6 million or 6% of this program is dedicated to paybacks. The remaining \$188.5 million or 6% falls under the “Other” category. This includes such projects as bike trails, sidewalk improvements, education programs, and park and ride lots. A significant portion of this category, nearly \$173.1 million, is for projects focusing on bicycle and pedestrian facilities. IDOT’s FY 2023-2026 program has not been released by the Governor and is not included in the draft TIP.

**Table 2- FY 2023-2026 – Total Program
Total Dollars – Improvement Type by County**

County	Preservation	Capacity Adding	Operational & Safety	Transit	Payback	Other	TOTAL	% Total	% of Allocated
Franklin	\$104,050,008	\$9,265,891	\$10,066,667	\$0	\$0	\$224,968	\$123,607,534	5.2%	5.2%
Jefferson	\$202,098,485	\$130,140,000	\$27,900,222	\$2,268,829	\$0	\$1,140,713	\$363,548,249	15.2%	15.2%
St. Charles	\$148,076,961	\$95,760,000	\$129,335,533	\$1,367,670	\$10,686,000	\$12,426,604	\$397,652,768	16.6%	16.6%
St. Louis	\$685,589,490	\$12,597,000	\$96,106,635	\$10,063,207	\$1,932,000	\$60,119,340	\$866,407,672	36.2%	36.2%
St. Louis City	\$122,935,000	\$0	\$23,220,000	\$46,206,004	\$86,000	\$62,051,600	\$254,498,604	10.6%	10.6%
Multi-County	\$78,626,530	\$0	\$113,052,548	\$112,929,138	\$40,296,000	\$41,118,498	\$386,022,714	16.1%	16.1%
Regional	\$0	\$0	\$0	\$0	\$0	\$0	\$0	0.0%	
Missouri Total	\$1,341,376,474	\$247,762,891	\$399,681,605	\$172,834,848	\$53,000,000	\$177,081,723	\$2,391,737,541	100.0%	
Missouri %	56.1%	10.4%	16.7%	7.2%	2.2%	7.4%	100.0%		
Madison	\$28,386,869	\$0	\$5,989,945	\$28,617,500	\$0	\$5,495,000	\$68,489,314	19.0%	19.0%
Monroe	\$5,811,915	\$0	\$450,000	\$0	\$0	\$345,900	\$6,607,815	1.8%	1.8%
St. Clair	\$16,758,794	\$61,135,000	\$19,812,799	\$180,935,595	\$0	\$5,553,728	\$284,195,916	79.0%	79.0%
Multi-County	\$0	\$0	\$0	\$538,266	\$0	\$0	\$538,266	0.1%	0.1%
Regional	\$0	\$0	\$0	\$0	\$0	\$0	\$0	0.0%	
Illinois Total	\$50,957,578	\$61,135,000	\$26,252,744	\$210,091,361	\$0	\$11,394,628	\$359,831,311	100.0%	
Illinois %	14.2%	17.0%	7.3%	58.4%	0.0%	3.2%	100.0%		
Multi-State Total	\$0	\$0	\$0	\$534,036,784	\$148,578,000	\$0	\$682,614,784	100.0%	
Multi-State %	0.0%	0.0%	0.0%	78.2%	21.8%	0.0%	100.0%		
Bi-State Total	\$1,392,334,052	\$308,897,891	\$425,934,349	\$916,962,993	\$201,578,000	\$188,476,351	\$3,434,183,636	100.0%	
Bi-State %	40.5%	9.0%	12.4%	26.7%	5.9%	5.5%	100.0%		

Note: Percent of allocated funding represents the share of funds identified for specific investments in counties.

**Table 3 - FY 2023-2026 – Total Program
Federal Dollars – Improvement Type by County**

County	Preservation	Capacity Adding	Operational & Safety	Transit	Payback	Other	TOTAL	% Total	% of Allocated
Franklin	\$42,058,891	\$6,936,406	\$7,995,005	\$0	\$0	\$156,263	\$57,146,565	3.5%	3.5%
Jefferson	\$136,819,276	\$117,126,000	\$22,118,483	\$1,310,225	\$0	\$798,499	\$278,172,483	17.2%	17.2%
St. Charles	\$93,076,648	\$80,891,290	\$105,593,600	\$1,043,432	\$128,800	\$8,200,866	\$288,934,636	17.9%	17.9%
St. Louis	\$483,308,458	\$11,337,300	\$78,117,182	\$7,975,859	\$0	\$35,979,939	\$616,718,738	38.1%	38.1%
St. Louis City	\$94,860,610	\$0	\$20,458,000	\$36,905,678	\$68,800	\$33,876,244	\$186,169,332	11.5%	11.5%
Multi-County	\$47,533,724	\$0	\$46,781,452	\$89,999,483	\$0	\$6,566,172	\$190,880,831	11.8%	11.8%
Regional	\$0	\$0	\$0	\$0	\$0	\$0	\$0	0.0%	
Missouri Total	\$897,657,607	\$216,290,996	\$281,063,722	\$137,234,677	\$197,600	\$85,577,983	\$1,618,022,585	100.0%	
Missouri %	55.5%	13.4%	17.4%	8.5%	0.0%	5.3%	100.0%		

Madison	\$20,520,562	\$0	\$4,814,497	\$22,894,000	\$0	\$4,248,655	\$52,477,714	32.3%	32.3%
Monroe	\$3,869,500	\$0	\$405,000	\$0	\$0	\$276,430	\$4,550,930	2.8%	2.8%
St. Clair	\$11,958,342	\$15,148,000	\$13,676,677	\$59,948,475	\$0	\$4,208,825	\$104,940,319	64.6%	64.6%
Multi-County	\$0	\$0	\$0	\$367,643	\$0	\$0	\$367,643	0.2%	0.2%
Regional	\$0	\$0	\$0	\$0	\$0	\$0	\$0	0.0%	
Illinois Total	\$36,348,404	\$15,148,000	\$18,896,174	\$83,210,118	\$0	\$8,733,910	\$162,336,606	100.0%	
Illinois %	22.4%	9.3%	11.6%	51.3%	0.0%	5.4%	100.0%		
Multi-State Total	\$0	\$0	\$0	\$427,894,809	\$101,410,700	\$0	\$529,305,509	100.0%	
Multi-State %	0.0%	0.0%	0.0%	80.8%	19.2%	0.0%	100.0%		
Bi-State Total	\$934,006,011	\$231,438,996	\$299,959,896	\$648,339,604	\$101,608,300	\$94,311,893	\$2,309,664,700	100.0%	
Bi-State %	40.4%	10.0%	13.0%	28.1%	4.4%	4.1%	100.0%		

Note: Percent of allocated funding represents the share of funds identified for specific investments in counties.

Illinois Department of Transportation Program

Program Status

As of the publication date of this document, the IDOT program has not been released by the Governor. If the program is released prior to the Board meeting on June 29, it will be included in the draft FY 2023-2026 TIP when it is released for public comment. If the program is released by the Governor after June 29, the IDOT program will be released for public comment as a standalone document.

DRAFT

DRAFT

This page intentionally left blank

Missouri Department of Transportation Program

Evaluation and Ranking of Submitted Projects

MoDOT annually develops a five-year program that is submitted to the Council for inclusion in the TIP. These projects in MoDOT's program are evaluated and selected based on the principles of the long-range transportation plan. MoDOT's program is adopted by the Council with adjustments resulting from a cooperative programming process.

Projects being proposed by MoDOT fall into one of three categories: (1) Projects that were originally programmed for implementation in the current fiscal year but did not advance as scheduled. These projects are carried over for implementation in the next fiscal year. (2) Projects that were included in years two, three, and four of the previous TIP and are being reprogrammed. Reprogrammed projects represent MoDOT's continuing commitment to implement projects identified in earlier TIPs. (3) All other new projects.

Program Summary

MoDOT's program for FY 2023-2026 contains 249 projects at a total cost of \$1.85 billion. Included are 156 reprogrammed or rescheduled projects (representing \$1.13 billion) and 93 new projects (representing \$713.7 million). Of the 249 projects in MoDOT's proposed program, 159 projects totaling \$958.5 million or 52%, involve preserving existing facilities. There are five projects totaling \$339.8 million that is adding capacity to the system or 18% of MoDOT's program. There are 71 projects that focus on safety and operational concerns, accounting for \$315.1 million or 17%. Two projects totaling \$29.3 million or 1% falls in the 'Other' category, which includes funding for future ADA transition plan improvements. Approximately \$201.6 million or 11% is programmed to 12 payback projects.

Payback Projects

The payback category includes payments to local public agencies or IDOT for cost share projects or payments to retire debt from bonds that were issued to forward fund some projects. Most of these projects have been built (i.e., I-64/New Mississippi River Bridge), but the debt service will continue past the life of this TIP. In some cases, MoDOT may enter into agreements with local public agencies to help fund improvements made by others on MoDOT's system. The local agency pays for the improvements up front with the anticipation that MoDOT will reimburse them later.

The major payback projects that have debt service beyond this TIP are:

- I-64 reconstruction - \$11.7 million per year through 2025
- New Mississippi River Bridge - \$11.9 million per year through 2025
- Safe and Sound Bridge Improvement Program - \$1.3 million per year through 2033

Scoping Projects

MoDOT's project scoping policy is intended to ensure that projects have defined scopes and construction cost estimates before they are committed to the TIP. MoDOT has identified 75 projects that have estimates for engineering and/or right-of-way acquisition but for which award dates have not yet been determined. Since no construction funds have been committed in the four years covered by this document, these scoping projects are not included in the totals for MoDOT's FY 2023-2026 program. A list of scoping projects is included as **Appendix C**.

Advance Construction (AC)

MoDOT has programmed several state only funded AC projects in the TIP. In the future, MoDOT can chose to convert these AC projects to federal-aid funded projects. To be eligible for conversion, the project must be determined to be eligible for federal funding. At the time of conversion MoDOT can receive federal reimbursement for the incurred project costs. A full description of each AC project is available in **Appendix E** including: award year, how much will be converted to federal funds, and the anticipated federal category.

MoDOT Funds by Project Type and Geographic Entity

The tables below show the breakdown of total and federal funds by project type and geographic entity

Table 7 - FY 2023-2026 – MoDOT Program Total Dollars – Improvement Type by County								
County	Preservation	Capacity Adding	Operational & Safety	Payback	Other	TOTAL	% of Total	% of Allocated
Franklin	\$92,990,000	\$0	\$7,303,000	\$0	\$0	\$100,293,000	5.4%	5.4%
Jefferson	\$81,232,000	\$233,937,000	\$6,640,000	\$0	\$0	\$321,809,000	17.4%	17.4%
St. Charles	\$93,850,500	\$93,297,500	\$99,391,000	\$10,686,000	\$0	\$297,225,000	16.1%	16.1%
St. Louis	\$547,724,500	\$12,597,000	\$72,987,655	\$1,932,000	\$0	\$635,241,155	34.4%	34.4%
St. Louis City	\$69,740,000	\$0	\$18,820,000	\$86,000	\$0	\$88,646,000	4.8%	4.8%
Multi-County	\$72,916,000	\$0	\$111,040,000	\$40,296,000	\$29,289,000	\$253,541,000	13.7%	13.7%
Multi-State	\$0	\$0	\$0	\$148,578,000	\$0	\$148,578,000	8.1%	8.1%
Regional	\$0	\$0	\$0	\$0	\$0	\$0	0.0%	
Total	\$958,453,000	\$339,831,500	\$316,181,655	\$201,578,000	\$29,289,000	\$1,845,333,155	100.0%	100.0%
% Total	51.9%	18.4%	17.1%	10.9%	1.6%	100.0%		

Note: Percent of allocated funding represents the share of funds identified for specific investments in counties

Table 8 - FY 2023-2026 – MoDOT Program Federal Dollars – Improvement Type by County								
County	Preservation	Capacity Adding	Operational & Safety	Payback	Other	TOTAL	% of Total	% of Allocated
Franklin	\$33,770,300	\$0	\$5,872,400	\$0	\$0	\$39,642,700	3.2%	3.2%
Jefferson	\$31,485,700	\$210,543,300	\$5,976,000	\$0	\$0	\$248,005,000	20.1%	20.1%
St. Charles	\$57,827,100	\$78,921,290	\$87,173,100	\$128,800	\$0	\$224,050,290	18.2%	18.2%
St. Louis	\$389,634,000	\$11,337,300	\$62,790,924	\$0	\$0	\$463,762,224	37.5%	37.5%
St. Louis City	\$52,304,610	\$0	\$16,938,000	\$68,800	\$0	\$69,311,410	5.6%	5.6%
Multi-County	\$42,965,300	\$0	\$45,416,300	\$0	\$0	\$88,381,600	7.2%	7.2%
Multi-State	\$0	\$0	\$0	\$101,410,700	\$0	\$101,410,700	8.2%	8.2%
Regional	\$0	\$0	\$0	\$0	\$0	\$0	0.0%	
Total	\$607,987,010	\$300,801,890	\$224,166,724	\$101,608,300	\$0	\$1,234,563,924	100.0%	100.0%
% Total	49.2%	24.4%	18.2%	8.2%	0.0%	100.0%		

Note: Percent of allocated funding represents the share of funds identified for specific investments in counties

Summary of Major MoDOT Projects

MoDOT’s FY 2023-2026 program includes several major projects that will impact commuters and travelers over the next four years. **Table 9** details major projects over the next four years that are \$35 million or greater.

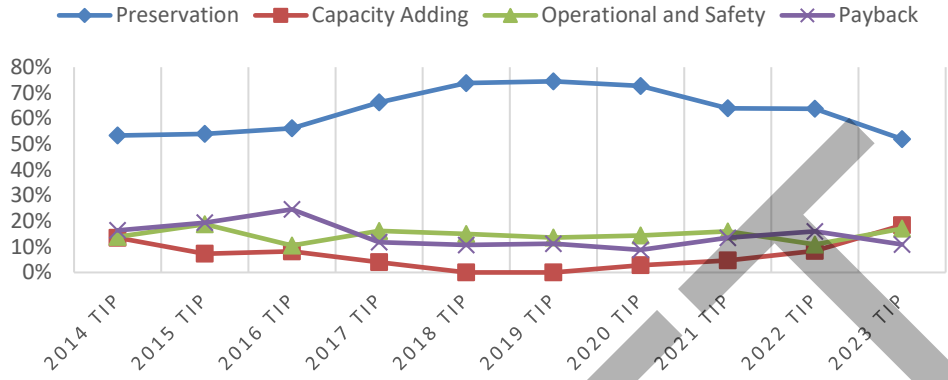
Table 9 – Major MoDOT Projects			
TIP# - Project Title-Description	County	Total Programmed in FY 2023-2026 TIP	Year of Construction
6054A-23 – I-55/US 67 – I-55: 1.5 miles north of MO Z to 1 mile south of US 67; US 67 – I-55 to Buck Creek Rd – add lanes and bridge rehabilitation	Jefferson	\$130,140,000	2023
6992HH-24 – I-55 – 1.5 miles north of MO Z to 1 mile south of US 67 – add lanes and bridge rehabilitation	Jefferson	\$103,797,000	2023
7229F-23 – I-64 at I-70 – interchange improvements	St. Charles	\$92,939,000	2025
7229G-23 – I-70 – Missouri River to US 67 (Lindbergh) – corridor improvements	St. Louis	\$58,927,000	2026
7216W-22 – MO 370 over Missouri River – bridge rehabilitation	Multi-County (St. Charles/ St. Louis)	\$45,380,000	2025
7220M-22 – I-64 – I-70 to MO K – capacity improvements	St. Charles	\$43,968,000	2025
5905-13 – I-70 – Wentzville Pkwy to MO Z – road realignment, add lanes	St. Charles	\$37,306,000	2023
6991T-20 – I-44 – Macklind Ave to Nebraska Ave – bridge replacement (overpasses)	St. Louis City	\$37,126,000	2026

Trends

MoDOT’s program as approved in the FY 2022-2025 TIP had 240 projects totaling \$1.44 billion. The FY 2023-2026 program is nearly \$400 million higher than last year and \$949 million higher than the FY 2018-2021 program.

As shown in the chart on the next page, over the past 10 years MoDOT’s highway program has emphasized preservation. In this year’s program, preservation of the system is 52% of the MoDOT program while capacity-adding projects has increased to 18%. This could be attributed to the increased sales tax and federal revenues compared to prior TIPs. Overall, the MoDOT program has prioritized preservation over the last 10 years. The percentage of MoDOT’s program addressing operational and safety needs has ranged between 10% and 20% over the past several years.

MODOT INVESTMENT TRENDS



DRAFT

Transit Program

Evaluation and Ranking of Submitted Projects

Projects funded under Section 5307 (federal transit formula), Section 5312, Section 5317, Section 5337, Section 5339 (bus and bus facilities), the IDOT Consolidated Vehicle Procurement program (Section 5310), and the Fixed Guideway program were submitted for inclusion in the TIP by Bi-State Development/Metro, the St. Clair County Transit District (through Metro's program), and the Madison County Transit District. Proposition A, a ½ cent sales tax increase was approved by St. Louis County voters in March 2010. The passage of Prop A also triggered a ¼ cent sales tax in the City of St. Louis which was approved by City voters in 1997, but could not be collected until a sales tax was approved by St. Louis County voters.

Transit projects were programmed into the TIP as submitted by the sponsoring agencies. Where transit projects were proposed for funding in the STP-S, TAP-S, and CMAQ programs, they were evaluated as described in the Local Program section of this analysis. Projects using these kinds of local suballocated funds are included in the Local Program section until they are transferred to FTA for administration of the project.

A variety of transit projects submitted by agencies that provide services to elderly persons and persons with disabilities are selected for funding through the Section 5310 program. In Missouri, these projects are selected based on need in a competitive process conducted by the Council. In Illinois, traditional Section 5310 projects are selected by IDOT using a statewide evaluation process and the New Freedom activities are selected through the Council.

Projects being proposed for transit funding fall into one of three categories: (1) Projects that were originally programmed for implementation in the present fiscal year but did not advance as scheduled. These projects are carried over for implementation in the next fiscal year. (2) Reprogrammed projects or projects that were included in years two, three, and four of the previous four-year TIP. (3) All other new projects. For comparison purposes, carry over projects are counted along with reprogrammed projects in the transit section.

Program Summary

The proposed program of transit projects for FY 2023-2026 contains 184 projects at a total cost of \$895.3 million. The program consists of 151 reprogrammed projects and 33 new projects. The new projects account for \$13.5 million in total funds. The remaining \$881.8 million is reprogrammed.

In the FY 2023-2026 TIP, 18% or \$164.7 million of the total transit program is designated for acquiring new and replacement revenue vehicles (buses and vans). Approximately 41% or \$365.4 million of the total transit program involves improvements to the existing MetroLink system account while 12% or \$106 million of the total program is dedicated to transit system expansion.

Funds dedicated to replacing service vehicles and for providing upgrades and maintenance for non-MetroLink equipment and facilities are included under the Equipment/Facilities and Maintenance category. This category accounts for 28% or \$247.4 million of the total transit program. About 1% or \$11.8 million of the total transit program has been allocated for projects addressing safety and security concerns. These projects are funded through the Section 5307 and Section 5337 programs administered by the FTA as well as funding from the U.S. Department of Homeland Security. The transit program in the FY 2023-2026 TIP includes only projects for which FTA (and state and local matching) funds have been committed. Transit projects with uncommitted funding are listed in **Appendix D**.

Bi-State Development/Metro Program

Metro’s proposed program consists of 80 projects at a total cost of \$855.6 million. All of the projects are reprogrammed from the FY 2022-2025 TIP. This program includes \$106 million for extension of MetroLink from Scott Air Force Base to Mid America Airport which will be administered by St. Clair County Transit District.

Madison County Transit District Program

The Madison County Transit District’s proposed program contains 29 projects at a total cost of \$28.6 million. The program includes 18 reprogrammed projects and 11 new projects.

Local Transit Program

The remaining 75 projects totaling \$11.1 million is programmed to other agencies for transit projects. Most of the projects are vehicle acquisition or operating assistance for senior or disability transportation services which is funded through the Section 5310 program.

Table 10 - FY 2023-2026 – Transit Program Total Dollars – Improvement Type by County							
County	Bus/Van Acquisitions	MetroLink Improvements	Fixed Rail/Bus Service Expansion	Equip./Facilities & Maintenance	Facility Safety / Security	TOTAL	% of Total
Franklin	\$0	\$0	\$0	\$0	\$0	\$ 0	0.0%
Jefferson	\$586,045	\$0	\$0	\$1,682,784	\$0	\$2,268,829	1.4%
St. Charles	\$1,198,670	\$0	\$0	\$169,000	\$0	\$1,367,670	0.9%
St. Louis	\$494,189	\$9,320,000	\$0	\$249,018	\$0	\$10,063,207	6.4%
St. Louis City	\$487,792	\$44,281,134	\$0	\$1,437,078	\$0	\$46,206,004	29.2%
Multi-County	\$68,141,715	\$24,308,063	\$0	\$5,406,230	\$250,000	\$98,106,008	62.1%
Missouri Total	\$70,908,411	\$77,909,197	\$0	\$8,944,110	\$250,000	\$158,011,718	100.0%
% Missouri	44.9%	49.3%	0.0%	5.7%	0.2%	100.0%	
Madison	\$14,034,500	\$0	\$0	\$9,383,000	\$5,200,000	\$28,617,500	14.1%
Monroe	\$0	\$0	\$0	\$0	\$0	\$ 0	0.0%
St. Clair	\$5,475,614	\$48,075,147	\$106,000,000	\$14,586,818	\$0	\$174,137,579	85.7%
Multi-County	\$177,318	\$0	\$0	\$360,948	\$0	\$538,266	0.3%
Illinois Total	\$19,687,432	\$48,075,147	\$106,000,000	\$24,330,766	\$5,200,000	\$203,293,345	100.0%
% Illinois	9.7%	23.6%	52.1%	12.0%	0.0%	100.0%	
Multi-State	\$74,155,941	\$239,432,181	\$0	\$214,154,497	\$6,294,165	\$534,036,784	
% Multi-State	13.9%	44.8%	0.0%	40.1%	1.2%	100.0%	
Regional Total	\$164,751,784	\$365,416,525	\$106,000,000	\$247,429,373	\$11,744,165	\$895,341,847	
% Regional	18.4%	40.8%	11.8%	27.6%	1.3%	100.0%	

**Table 11 - FY 2023-2026 – Transit Program
Federal Dollars – Improvement Type by County**

County	Bus/Van Acquisitions	MetroLink Improvements	Fixed Rail/Bus Service Expansion	Equip./Facilities & Maintenance	Facility Safety / Security	TOTAL	% of Total
Franklin	\$0	\$0	\$0	\$0	\$0	\$ 0	0.0%
Jefferson	\$468,833	\$0	\$0	\$841,392	\$0	\$1,310,225	1.0%
St. Charles	\$958,932	\$0	\$0	\$84,500	\$0	\$1,043,432	0.8%
St. Louis	\$395,350	\$7,456,000	\$0	\$124,509	\$0	\$7,975,859	6.4%
St. Louis City	\$390,232	\$35,424,907	\$0	\$1,090,539	\$0	\$36,905,678	29.4%
Multi-County	\$54,513,284	\$19,446,450	\$0	\$4,173,745	\$187,500	\$78,320,979	62.4%
Missouri Total	\$56,726,631	\$62,327,357	\$ 0	\$6,314,685	\$187,500	\$125,556,173	100.0%
% Missouri	45.2%	49.6%	0.0%	5.0%	0.1%	100.0%	
Madison	\$11,227,600	\$0	\$0	\$7,506,400	\$4,160,000	\$22,894,000	29.4%
Monroe	\$0	\$0	\$0	\$0	\$0	\$ 0	0.0%
St. Clair	\$4,380,492	\$38,460,117	\$0	\$11,669,454	\$0	\$54,510,063	70.1%
Multi-County	\$177,318	\$0	\$0	\$190,325	\$0	\$367,643	0.5%
Illinois Total	\$15,785,410	\$38,460,117	\$0	\$19,366,179	\$4,160,000	\$77,771,706	100.0%
% Illinois	20.3%	49.5%	0.0%	24.9%	0.0%	100.0%	
Multi-State	\$59,324,751	\$191,545,742	\$0	\$171,388,984	\$5,635,332	\$427,894,809	
% Multi-State	13.9%	44.8%	0.0%	40.1%	1.3%	100.0%	
Regional Total	\$131,836,792	\$292,333,216	\$ 0	\$197,069,848	\$9,982,832	\$631,222,688	
% Regional	20.9%	46.3%	0.0%	31.2%	1.6%	100.0%	

Summary of Major Transit Projects

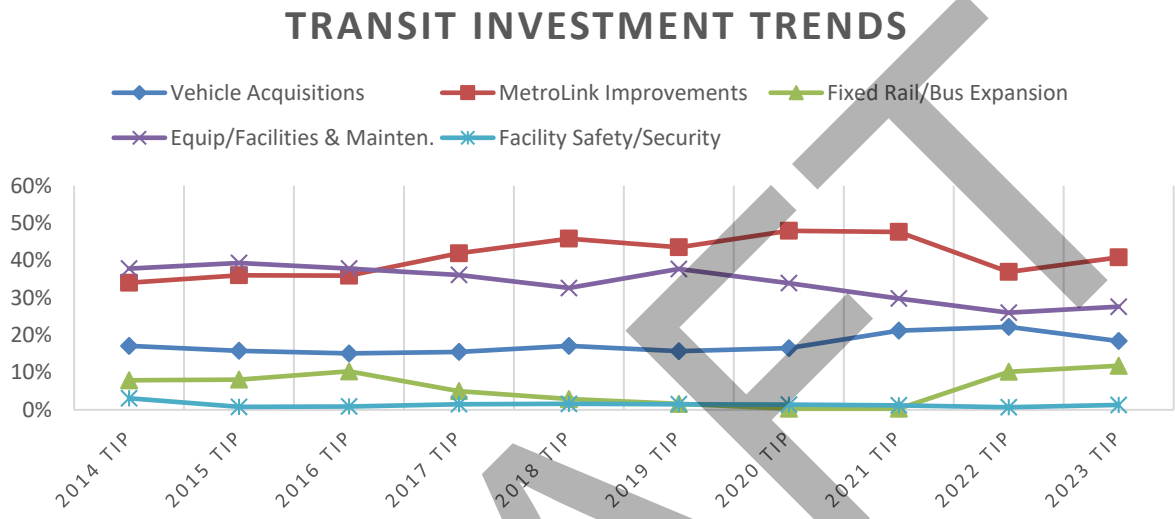
The FY 2023-2026 transit program includes several major projects over the next four years. **Table 12** details major projects over the next four years that are \$35 million or greater.

Table 12 – Major Transit Projects

TIP# - Project Title-Description (Sponsor)	County	Total Programmed in FY 2023-2026 TIP	Year of Implementation
6688B-17 & 6888A-18 – Light rail vehicle upgrades and equipment (Bi-State)	Multi-State (St. Clair, IL-St. Louis City/County, MO)	\$136,085,147	2023, 2024
7148-21 – Mid-America Airport MetroLink extension – Scott AFB to Mid-America Airport (St. Clair Co Transit District)	St. Clair	\$106,000,000	2023
6891B-21 – Bus/paratransit vehicle maintenance (Bi-State)	Multi-State (St. Clair, IL-St. Louis City/County, MO)	\$80,000,000	2023, 2024, 2025
5925B-16 6891C-21& 6891G-21 –Bus replacement program (Bi-State)	Multi-State (St. Clair, IL-St. Louis City/County, MO)	\$55,428,028	2023, 2024, 2025
6891O-22 – MetroLink right-of-way rehab and maintenance (BI-State)	Multi-State (St. Clair, IL-St. Louis City/County, MO)	\$38,727,562	2023, 2024, 2025

Trends

The program of transit projects as approved for FY 2022-2025 contained 183 projects at a total cost of \$943.9 million. As shown in the following chart, over the past 10 years the transit program has shown a continued trend in improving the aging MetroLink system, replacing transit vehicles, and upgrading equipment and facilities.



Local Program

Evaluation and Ranking of Submitted Projects

Through an annual solicitation process, local sponsors submit project applications to the Council to compete for what are generally termed *suballocated* federal funds—i.e., Surface Transportation Program Suballocated (STP-S), Transportation Alternatives (TAP-S), and Congestion Mitigation and Air Quality Improvement (CMAQ). There was a solicitation for CMAQ and STP-S project applications starting November 5, 2021 and concluded on February 10, 2022. The information below shows requests in each state by program:

Missouri

STP-S: 79 project applications requesting \$135.3 million in federal funds – Submitted
CMAQ: 19 project applications requesting \$33.9 million in federal funds – Submitted

Illinois

STP-S: 26 project applications requesting \$14.2 million in federal funds – Submitted
CMAQ: 13 project applications requesting \$14.1 million in federal funds – Submitted

Council staff, working with the TPCs and cooperating agencies, reviewed and evaluated the applications and developed a recommended program. Local projects fall into one of two categories: (1) reprogrammed projects, which represent a continuing commitment to implement projects identified in earlier TIPs, and (2) new projects. The selected projects are detailed in the program summary under new projects.

Program Summary

Missouri

The local Missouri program for FY 2023-2026 contains 229 projects at a total cost of \$537.0 million (\$359.3 million in federal funds). Included are 168 reprogrammed projects and 61 new projects.

The 61 new Missouri projects have a total cost of \$195.3 million (\$130.8 million in federal funds). These include 29 preservation projects (\$92.5 million), 17 projects that address safety or operational concerns (\$31.4 million), five transit projects (\$14.8 million), and ten projects that focus on bicycle/pedestrian and marketing for transit (\$56.5 million). It should be noted that bicycle and pedestrian elements are included as part of preservation, safety and other categories.

Of the 98 submitted STP-S and CMAQ applications, there were 60 project applications that were recommended for funding by the Missouri TPC. All of the recommended projects accounted for \$115.8 million in federal funds. The other new project accounting for \$15 million in federal funds are funded by the Rebuilding American Infrastructure with Sustainability and Equity (RAISE) discretionary grant program. RAISE projects are selected through the USDOT after a nationwide competition.

Illinois

The local Illinois program for FY 2023-2026 contains 116 projects at a total cost of \$156.5 million (\$84.6 million in federal funds). These projects represent 88 reprogrammed projects and 28 new projects.

The 28 new projects have a total cost of \$27.7 million (\$20.6 million in federal funds). These include 16 preservation projects (\$13 million), one capacity adding project (\$100,000 for design) five projects that address safety or operational concerns (\$9 million), three transit projects (\$4 million), and three projects that

focus on bicycle/pedestrian mode or marketing for transit (\$1.7 million). Of the 39 submitted STP-S and CMAQ applications, there were 22 project applications that were recommended for funding by the Illinois TPC. All of the recommended STP-S and CMAQ project applications accounted for \$17.2 million in federal funds. The remaining 6 new projects accounting for \$3.4 million in federal funds were funded through the STP-B, STP-R, and Illinois Safe Routes to School (SRTS) programs. STP-B and STP-R funds are allocated by the State to counties for use on eligible projects. SRTS projects are selected by IDOT after a statewide project solicitation.

Table 13 - FY 2023-2026 – Local Program Total Dollars – Improvement Type by County								
County	Preservation	Capacity Adding	Operational & Safety	Transit Vehicles/ Service	MetroLink Improvements	Other	TOTAL	% Total
Franklin	\$11,060,008	\$9,265,891	\$2,763,667	\$0	\$0	\$224,968	\$23,314,534	4.3%
Jefferson	\$17,069,485	\$0	\$21,260,222	\$0	\$0	\$1,140,713	\$39,470,420	7.4%
St. Charles	\$54,226,461	\$2,462,500	\$29,944,533	\$0	\$0	\$12,426,604	\$99,060,098	18.4%
St. Louis	\$137,864,990	\$0	\$23,118,980	\$0	\$0	\$60,119,340	\$221,103,310	41.2%
St. Louis City	\$53,195,000	\$0	\$4,400,000	\$0	\$0	\$62,051,600	\$119,646,600	22.3%
Multi-County	\$5,710,530	\$0	\$2,012,548	\$14,823,130	\$0	\$11,829,498	\$34,375,706	6.4%
Missouri Total	\$279,126,474	\$11,728,391	\$83,499,950	\$14,823,130	\$0	\$147,792,723	\$536,970,668	100.0%
% Missouri	52.0%	2.2%	15.6%	2.8%	0.0%	27.5%	100.0%	
Madison	\$28,386,869	\$0	\$5,989,945	\$0	\$0	\$5,495,000	\$39,871,814	25.5%
Monroe	\$5,811,915	\$0	\$450,000	\$0	\$0	\$345,900	\$6,607,815	4.2%
St. Clair	\$16,758,794	\$61,135,000	\$19,812,799	\$6,798,016	\$0	\$5,553,728	\$110,058,337	70.3%
Multi-County	\$0	\$0	\$0	\$0	\$0	\$0	\$0	0.0%
Illinois Total	\$50,957,578	\$61,135,000	\$26,252,744	\$6,798,016	\$0	\$11,394,628	\$156,537,966	100.0%
% Illinois	32.6%	39.1%	16.8%	4.3%	0.0%	7.3%	100.0%	
Multi-State	\$0	\$0	\$0	\$0	\$0	\$0	\$0	
% Multi-State	0%	0%	0%	0%	0%	0.0%	0.0%	
Regional Total	\$330,084,052	\$72,863,391	\$109,752,694	\$21,621,146	\$0	\$159,187,351	\$693,508,634	
% Regional	47.6%	10.5%	15.8%	3.1%	0.0%	23.0%	100.0%	

Note: "Other" represents bicycle/pedestrian improvements, streetscapes, or CMAQ projects focused on such activities as marine engine replacements or education programs.

**Table 14 - FY 2023-2026 – Local Program
Federal Dollars – Improvement Type by County**

County	Preservation	Capacity Adding	Operational & Safety	Transit Vehicles/ Service	MetroLink Improvements	Other	TOTAL	% Total
Franklin	\$8,288,591	\$6,936,406	\$2,122,605	\$0	\$0	\$156,263	\$17,503,865	4.9%
Jefferson	\$11,916,276	\$0	\$16,142,483	\$0	\$0	\$798,499	\$28,857,258	8.0%
St. Charles	\$35,249,548	\$1,970,000	\$18,420,500	\$0	\$0	\$8,200,866	\$63,840,914	17.8%
St. Louis	\$93,674,458	\$0	\$15,326,258	\$0	\$0	\$35,979,939	\$144,980,655	40.3%
St. Louis City	\$42,556,000	\$0	\$3,520,000	\$0	\$0	\$33,876,244	\$79,952,244	22.3%
Multi-County	\$4,568,424	\$0	\$1,365,152	\$11,678,504	\$0	\$6,566,172	\$24,178,252	6.7%
Missouri Total	\$196,253,297	\$8,906,406	\$56,896,998	\$11,678,504	\$0	\$85,577,983	\$359,313,188	100.0%
% Missouri	54.6%	2.5%	15.8%	3.3%	0.0%	23.8%		100.0%

Madison	\$20,520,562	\$0	\$4,814,497	\$0	\$0	\$4,248,655	\$29,583,714	35.0%
Monroe	\$3,869,500	\$0	\$405,000	\$0	\$0	\$276,430	\$4,550,930	5.4%
St. Clair	\$11,958,342	\$15,148,000	\$13,676,677	\$5,438,412	\$0	\$4,208,825	\$50,430,256	59.6%
Multi-County	\$0	\$0	\$0	\$0	\$0	\$0	\$ 0	0.0%
Illinois Total	\$36,348,404	\$15,148,000	\$18,896,174	\$5,438,412	\$0	\$8,733,910	\$84,564,900	100.0%
% Illinois	43.0%	17.9%	22.3%	6.4%	0.0%	10.3%		100.0%
Multi-State	\$0	\$0	\$0	\$0	\$0	\$0	\$0	\$0
% Multi-State	0%	0%	0%	0%	0%	0.0%		0.0%
Regional Total	\$232,601,701	\$24,054,406	\$75,793,172	\$17,116,916	\$0	\$94,311,893	\$443,878,088	
% Regional	52.4%	5.4%	17.1%	3.9%	0.0%	21.2%		100.0 %

Note: "Other" represents bicycle/pedestrian improvements, streetscapes, or CMAQ projects focused on such activities as marine engine replacements or education programs.

**Table 15 - FY 2023-2026 – Local Program
Federal Dollars – Funding Category by County**

County	Bridge	CMAQ	STP-S	TAP	Discretionary	Other	Total
Franklin	\$2,313,748	\$2,122,605	\$12,911,249	\$156,263	\$0	\$0	\$17,503,865
Jefferson	\$604,276	\$659,816	\$26,794,667	\$798,499	\$0	\$0	\$28,857,258
St. Charles	\$0	\$13,889,500	\$42,656,336	\$7,295,078	\$0	\$0	\$63,840,914
St. Louis	\$884,560	\$8,662,210	\$110,374,639	\$6,076,202	\$18,983,044	\$0	\$144,980,655
St. Louis City	\$236,000	\$17,380,244	\$42,320,000	\$5,016,000	\$15,000,000	\$0	\$79,952,244
Multi-County	\$0	\$17,144,060	\$7,034,192	\$0	\$0	\$0	\$24,178,252
Missouri Total	\$4,038,584	\$59,858,435	\$242,091,083	\$19,342,042	\$33,983,044	\$ 0	\$359,313,188
% Missouri	1.1%	16.7%	67.4%	5.4%	9.5%	0.0%	100.0%

Madison	\$3,140,000	\$5,308,197	\$14,880,562	\$3,194,255	\$0	\$3,060,700	\$29,583,714
Monroe	\$1,020,000	\$0	\$2,049,500	\$276,430	\$0	\$1,205,000	\$4,550,930
St. Clair	\$1,000,000	\$15,691,623	\$13,235,441	\$2,579,392	\$15,068,000	\$2,855,800	\$50,430,256
Multi-County	\$0	\$0	\$0	\$0	\$0	\$0	\$ 0
Illinois Total	\$5,160,000	\$20,999,820	\$30,165,503	\$6,050,077	\$15,068,000	\$7,121,500	\$84,564,900
% Illinois	6.1%	24.8%	35.7%	7.2%	17.8%	8.4%	100.0%
Multi-State	\$0	\$0	\$0	\$0	\$0	\$0	\$0
% Multi-State	0.0%	0.0%	0.0%	0.0%	0.0%	0.0%	0.0%
Regional Total	\$9,198,584	\$80,858,255	\$272,256,586	\$25,392,119	\$49,051,044	\$7,121,500	\$443,878,088
% Regional	2.1%	18.2%	61.3%	5.7%	11.1%	1.6%	100.0%

Note: 1. "BRIDGE" includes BRO and STP-B
 2. "Discretionary" includes discretionary funding (i.e., IMD, HPP, RAISE)
 3. "Other" includes: BUILD, HIP, HSIP, NHPP, and STP-R

Summary of Major Local Projects

The FY 2023-2026 Local Program includes several major projects over the next four years. **Table 17** details major projects over the next four years that are \$10 million or greater.

Table 17 – Major Local Projects			
TIP# - Sponsor - Project Title-Description	County	Total Programmed in FY 2023-2026 TIP	Year of Construction
4593-08 – Dupo – I-255 at Davis St Ferry Rd – new interchange	St. Clair	\$48,435,000	2023
7123A-22 – St. Louis – Lindell/Union over Forest Park Pkwy – replace bridge	St. Louis City	\$25,000,000	2026
6531A-22 – St. Louis County – West Florissant Great Streets – Stein Rd to Ferguson Ave – sidewalk, shared use path, safety improvements	St. Louis	\$24,814,539	2024
7224-24 – Great Rivers Greenway – Brickline Greenway North Segment, Phase 1 – Fairgrounds Park to Page along Grand/Cass/Spring – shared use path, lane reduction, two way turn lane	St. Louis City	\$23,406,200	2024
6828A-23 – Compton Bridge – over Mill Creek railyard – replace bridge	St. Louis City	\$20,000,000	2025
7204-24 – Great Rivers Greenway – Brickline Greenway – Sarah St to Grand Ave – shared use path	St. Louis City	\$13,078,400	2024
3502-05 – St. Clair County – Frank Scott Pkwy – Cross St to Wherry Rd – new 2 lane road	St. Clair	\$12,600,000	2023

Trends

There were 273 locally sponsored projects in the Missouri portion of the region programmed in the FY 2022-2025 TIP. Costs for those projects totaled \$529 million. In the Illinois portion of the region, 120 locally sponsored projects were programmed in the FY 2022-2025 TIP. Total costs for those projects were \$187 million.

Consistent with the emphasis given to preservation in the long-range transportation plan, projects focusing on preserving the existing infrastructure account for the largest portion of federally programmed local project funds, accounting for 53% of the federal funds (compared to about 54% of the federal funds in the FY 2022-2025 TIP). The percentages of the federal funds that focus on addressing operational and safety needs and on adding capacity have changed compared to the percentages in the FY 2022-2025 TIP, from 18% to 17% and from 8% to 5%, respectively.

Major Projects from FY 2022-2025 TIP

In accordance with 23 CFR 450.326(n)(2), the following is a list of major projects with the amount of funding programmed for construction in the FY 2022-2025 TIP that will have gone to a letting (construction contract), will have been implemented during FY 2022 or implementation has been delayed. Projects are shown for each program including IDOT, MoDOT, and local public agencies. The projects listed here have the highest overall programmed cost for each program.

Major projects from FY 2022-2025 TIP that have been implemented:

Missouri Department of Transportation projects:

- I-70 – Cave Springs to Fairgrounds – corridor improvements and bridge rehabilitation – TIP# 6806E-18/6979A-20 - \$62.4 million
- I-255 over Mississippi River – rehabilitate bridge – TIP#6936L-19 – \$43.4 million
- I-55 – north of US 67 to Loughborough – bridge rehabilitation – TIP# 6705H-17 – \$31.7 million
- MO 340 – Lea Oak Dr to I-270 – resurfacing, signal reconstruction, and ADA improvements – TIP# 6811A-18 – \$18.1 million
- I-55 – Virginia to Arsenal – bridge rehabilitation – TIP# 6651V-16 – \$16.5 million

Illinois Department of Transportation projects:

- I-270 over Mississippi River – replace bridge – TIP# 6446-15 – \$327.4 million
- I-270 – Mississippi River to Chain of Rocks Canal Bridge – add lanes – TIP# 6672B-23 – \$20 million
- IL 159 – 0.1 miles north of Center Grove Rd to Kinlock Ave – resurfacing & ADA improvements – TIP# 6987N-22 – \$12.2 million
- IL 3 – I-255 to Gilmore Lakes Rd – resurfacing – TIP# 6987R-23 – \$8.9 million
- IL 13/15 – 0.4 miles east of IL 159 to Rogers Dr – resurfacing – TIP# 7221G-22 – \$6.8 million

Local projects:

- St. Louis – Jefferson Avenue – Market St to Natural Bridge – resurfacing, sidewalk improvements, and traffic flow improvements – TIP# 6849-19/6849A-23/6849B-22 – \$24.2 million (\$7.1 million STP-S/ \$2.6 million CMAQ/ \$8 million BUILD)
- St. Louis – Jefferson/22nd – City Streets improvements near MLS stadium and I-64 interchange – reconstruct/build roads – TIP# 6919A-19/6919AA-20 – \$16.3 million (\$5 million STP-S/ \$8 million CMAQ)
- St. Clair County – Frank Scott Pkwy – east of Old Collinsville Rd to west of Green Mount Rd – widen to 4 lanes – TIP# 6775H-21 – \$7.1 million (\$4.1 million STP-R/ \$212,000 CRRSA)
- Wentzville Pkwy, Phase 1 – Pearce Blvd to Veterans Memorial Pkwy – relocate westbound onramp/roundabout at I-70 – TIP# 6933A-19 – \$4.9 million (\$2 million CMAQ)
- St. Louis County – Westport Plaza Dr improvements – Lackland to Page Ave – resurfacing, traffic signal improvements lighting – TIP# 6764E-17 & 6503S-16 – \$4.5 million (\$2.9 million STP-S/ \$639,000 CMAQ)

Major Projects (Over \$10 million) from FY 2022-2025 TIP that have been delayed:

Missouri Department of Transportation:

- I-44 – Macklind Ave to Nebraska Ave – bridge replacement (overpasses) – TIP# 6991T-20 – \$37.2 million (delayed from FY 2025 to FY 2026)
- US 61 – north of Big Bend Blvd to Barracksview Rd – resurfacing, signal reconstruction and ADA improvements – TIP# 6807W-18 – \$15.6 million (delayed from FY 2022 to FY 2023)
- US 61 – over Joachim Creek – bridge replacement and slide repair – TIP# 6892C-18 – \$16.6 million (delayed FY 2023 to FY 2024)
- US 61 – US 67 to MO M - Resurfacing, guardrail upgrade, and ADA transition plan improvements – TIP# 6892R-19 – \$13.4 million (Delayed FY 2023 to FY 2024)
- I-270 – Lilac Ave to MO H – add lanes/bridge replacement – TIP# 7171D-21 – \$13 million (delay FY 2024 to FY 2026)

DRAFT

Fiscal Constraint

The TIP is required to be fiscally constrained by including sufficient financial information to confirm that projects can be implemented using committed or available revenue sources, with reasonable assurance that the federally supported transportation system is being adequately operated and maintained. Prior to the selection of projects for inclusion in the TIP, estimates were made of the federal funds that would be available in each of the four program years. Revenue estimates were made with the assumption that funding levels identified through the IJA would be consistent with identified authorization levels.

Financial Capability

Written certification has been received from each of the local implementing agencies indicating that non-federal matching funds are available for their respective projects in the year that they are programmed. In this way, there is some assurance that proposed projects represent true commitments on the part of local agencies rather than project “wish lists.” Most federally funded transportation projects require at least 20% matching funds from the implementing agency. Local Public Agency financial capacity and operations and maintenance information is found in **Appendix F**.

Local implementing agencies fund their share of match in a variety of ways including: dedicated sales taxes for transportation, general revenues, Transportation Development Districts, and motor fuel tax and vehicle registration revenues from the state. For example, St. Charles County and Jefferson County collect a ½ cent sales tax dedicated to transportation. St. Louis County collects a ½ sales tax and uses approximately half for its road needs and the rest is allocated to Metro. As a local agency, there is great flexibility regarding which public sources of funding are used to pay for their local match. However, federal transportation funds cannot be used as match.

Major sources of revenue for state DOTs include: motor fuel taxes, vehicle and driver licensing fees, bond proceeds (i.e., GARVEE bonds issued for I-64 reconstruction in St. Louis City/County), cost reimbursements (i.e., sale of surplus properties), and sales and use taxes. The amount available each year varies, but is taken into account when the state develops their STIP. Major sources of local funding for transit include: sales taxes (i.e., Prop M in St. Louis County and the City of St. Louis), fares, and funding from the state.

In addition, the proposed federal funding levels for the entire program do not exceed the funds anticipated to be available in the various program years and funding categories. It should be noted, however, that while the IJA represents the federal transportation funding program, in some instances annual funding appropriations are less than the authorized amounts. Given the unpredictability of the annual federal funding process, target funding levels used for the development of this program were derived from IJA authorizing amounts.

Project cost estimates are determined before a project is added to the TIP. If the cost estimate for construction is not yet available the project is considered to be in the scoping or engineering only phase and these projects are listed in **Appendix C**. **Appendix D** lists discretionary transit projects that do not have funding committed at this time but may in the future. Cost estimates are developed using standard engineering practice to develop preliminary cost estimates at the time of inclusion in the TIP and are further refined during project delivery.

The state DOTs, transit agencies, and local sponsors have incorporated inflation factors into the cost estimates for their projects that are expected to be implemented beyond the first year of this TIP. Project sponsors in the St. Louis region have followed this practice for several years. The dollar amounts listed in years beyond 2023

are shown in year of expenditure dollars. Typically, a 3% inflation rate per year is used to determine future costs.

The amount of projected revenues in the FHWA-administered categories is estimated differently in the two states. Because there has historically been a cap placed on the level of federal funds to meet budget constraints, the amount of funds available has generally been less than the amount authorized in the law. This limitation, referred to as an obligation ceiling, has been taken into account in the estimation of revenues. The obligation ceiling used in estimating revenues was based on previous years' ceilings and assumes similar ceilings for FY 2023 through 2026.

Summaries are provided in tables on pages 36 and 37 comparing revenues available for programming and expenditures for each state and funding category. The tables indicate the amount of funds available to meet the cost of projects in the TIP. Because the majority of FHWA funds are administered by the state transportation agencies and there is no requirement that funds be spent in the St. Louis region, it is generally assumed that revenues are equivalent to expenditures for the purpose of funding state-sponsored projects. Funding categories available to local public agencies and distributed through EWGCOG are also included.

FTA Required Financial Capacity Analysis

An ongoing requirement of the FTA is that a Financial Capacity Analysis be completed by transit operators receiving federal funds. These analyses require an examination of fiscal trends and the development of budget projections that indicate the financial worthiness of the various proposed projects. The required Financial Capacity Analysis has been completed for each of the funding programs included in this TIP. Summaries are provided in the tables on page 38 comparing revenues and expenditures for transit agencies and funding category. The table below shows the carryover balance (rounded to the nearest hundred thousand) by funding category at the end of FY 2022 and the estimated annual allotment for FY 2023 through FY 2026 is based on anticipated revenues in the IJJA.

Table 18 - St. Louis Urbanized Area Transit Available Federal Funding					
Funding Category	Anticipated FY 2022 Carryover	Illinois-Missouri		Estimated FY 2025 Allotment	Estimated FY 2026 Allotment
		Estimated FY 2023 Allotment	Estimated FY 2024 Allotment		
FXDGW*	\$19,400,000	n/a	n/a	n/a	n/a
S5307	\$240,000,000	\$39,100,000	\$39,900,000	\$40,700,000	\$41,500,000
S5310	\$5,200,000	\$2,900,000	\$3,000,000	\$3,000,000	\$3,100,000
S5317*	\$100,000	n/a	n/a	n/a	n/a
S5337	\$130,000,000	\$17,700,000	\$18,000,000	\$18,300,000	\$18,600,000
S5339	\$10,000,000	\$3,900,000	\$4,000,000	\$4,000,000	\$4,100,000

*Program eliminated in prior law, remaining funds being expended.

Suballocated Programs

Several transportation programs are identified in this TIP which are suballocated to the St. Louis region. The table below shows the carryover balance (rounded to the nearest hundred thousand) by funding category at the end of FY 2022. The estimated annual allotment for FY 2023 through FY 2026 is based on the IJJA. A growth rate of 2% is assumed.

Table 19 - St. Louis Metro Available Suballocated Federal Funding					
Missouri					
Funding Category	Anticipated FY 2022 Carryover	Estimated FY 2023 Allotment	Estimated FY 2024 Allotment	Estimated FY 2025 Allotment	Estimated FY 2026 Allotment
BRO	\$700,000	\$2,500,000	\$2,500,000	\$3,400,000	\$3,400,000
CMAQ	\$1,000,000	\$23,100,000	\$23,500,000	\$24,000,000	\$24,500,000
CRP	\$5,900,000	\$6,000,000	\$6,100,000	\$6,300,000	\$6,400,000
STP-S	\$12,000,000	\$50,300,000	\$51,300,000	\$53,400,000	\$54,400,000
TAP-S	\$6,000,000	\$10,000,000	\$10,200,000	\$10,400,000	\$10,600,000

Illinois					
Funding Category	Anticipated FY 2022 Carryover	Estimated FY 2023 Allotment	Estimated FY 2024 Allotment	Estimated FY 2025 Allotment	Estimated FY 2026 Allotment
CMAQ	\$1,000,000	\$6,000,000	\$6,100,000	\$6,400,000	\$6,500,000
CRP	\$800,000	\$800,000	\$900,000	\$900,000	\$900,000
STP-S	\$500,000	\$7,500,000	\$7,700,000	\$7,800,000	\$8,000,000
TAP-S	\$300,000	\$800,000	\$800,000	\$800,000	\$900,000

With the approval of the FY 2023-2026 TIP, the MPO certifies that fiscal constraint requirements for FHWA and FTA have been met. Fiscal constraint has been attained and is demonstrated on pages 36-38.

Financial Capacity by Funding Category - FHWA (in thousands)-Missouri

	FFY 2023	BRIDGE- LOCAL	CMAQ	Discretionary	HSIP	NHPP	OTHER	STATE	STATE-AC	STBG- LOCAL	STBG- STATE	TAP	Total
Revenues	Federal	\$3,178	\$29,937	\$4,084	\$34,827	\$433,816	\$8,298	\$0	\$0	\$65,326	\$910	\$15,960	\$596,336
	State	\$0	\$1,170	\$0	\$3,647	\$62,023	\$2,074	\$29,204	\$87,243	\$14	\$795	\$0	\$186,170
	Local	\$934	\$10,702	\$1,798	\$1,850	\$405	\$0	\$0	\$0	\$38,284	\$0	\$1,846	\$55,819
	Total	\$4,112	\$41,809	\$5,882	\$40,324	\$496,244	\$10,372	\$29,204	\$87,243	\$103,625	\$1,705	\$17,805	\$838,324
Expenditures	Federal	\$2,209	\$18,217	\$4,084	\$34,827	\$433,816	\$8,298	\$0	\$0	\$61,628	\$910	\$3,036	\$567,025
	State	\$0	\$1,170	\$0	\$3,647	\$62,023	\$2,074	\$29,204	\$87,243	\$14	\$795	\$0	\$186,170
	Local	\$934	\$10,702	\$1,798	\$1,850	\$405	\$0	\$0	\$0	\$38,284	\$0	\$1,846	\$55,819
	Total	\$3,143	\$30,089	\$5,882	\$40,324	\$496,244	\$10,372	\$29,204	\$87,243	\$99,927	\$1,705	\$4,881	\$809,013
Balance	Federal	\$970	\$11,720	\$0	\$0	\$0	\$0	\$0	\$0	\$3,698	\$0	\$12,924	\$29,311
	State	\$0	\$0	\$0	\$0	\$0	\$0	\$0	\$0	\$0	\$0	\$0	\$0
	Local	\$0	\$0	\$0	\$0	\$0	\$0	\$0	\$0	\$0	\$0	\$0	\$0
	Total	\$970	\$11,720	\$0	\$0	\$0	\$0	\$0	\$0	\$3,698	\$0	\$12,924	\$29,311

	FFY 2024	BRIDGE- LOCAL	CMAQ	Discretionary	HSIP	NHPP	OTHER	STATE	STATE-AC	STBG- LOCAL	STBG- STATE	TAP	Total
Revenues	Federal	\$3,448	\$41,236	\$29,899	\$5,998	\$259,224	\$0	\$0	\$0	\$74,897	\$0	\$23,083	\$437,784
	State	\$0	\$276	\$0	\$730	\$39,266	\$0	\$30,654	\$102,079	\$21	\$0	\$0	\$173,026
	Local	\$201	\$13,209	\$13,380	\$0	\$5,857	\$0	\$0	\$0	\$19,216	\$0	\$4,468	\$56,331
	Total	\$3,649	\$54,721	\$43,279	\$6,728	\$304,347	\$0	\$30,654	\$102,079	\$94,134	\$0	\$27,551	\$667,142
Expenditures	Federal	\$604	\$13,111	\$29,899	\$5,998	\$259,224	\$0	\$0	\$0	\$54,907	\$0	\$5,558	\$369,302
	State	\$0	\$276	\$0	\$730	\$39,266	\$0	\$30,654	\$102,079	\$21	\$0	\$0	\$173,026
	Local	\$201	\$13,209	\$13,380	\$0	\$5,857	\$0	\$0	\$0	\$19,216	\$0	\$4,468	\$56,331
	Total	\$805	\$26,597	\$43,279	\$6,728	\$304,347	\$0	\$30,654	\$102,079	\$74,144	\$0	\$10,027	\$598,660
Balance	Federal	\$2,844	\$28,124	\$0	\$0	\$0	\$0	\$0	\$0	\$19,990	\$0	\$17,525	\$68,483
	State	\$0	\$0	\$0	\$0	\$0	\$0	\$0	\$0	\$0	\$0	\$0	\$0
	Local	\$0	\$0	\$0	\$0	\$0	\$0	\$0	\$0	\$0	\$0	\$0	\$0
	Total	\$2,844	\$28,124	\$0	\$0	\$0	\$0	\$0	\$0	\$19,990	\$0	\$17,525	\$68,483

	FFY 2025	BRIDGE- LOCAL	CMAQ	Discretionary	HSIP	NHPP	OTHER	STATE	STATE-AC	STBG- LOCAL	STBG- STATE	TAP	Total
Revenues	Federal	\$6,237	\$58,230	\$0	\$2,449	\$255,030	\$0	\$0	\$0	\$72,282	\$0	\$27,887	\$422,115
	State	\$0	\$738	\$0	\$272	\$44,099	\$0	\$24,939	\$92,327	\$11	\$0	\$0	\$162,386
	Local	\$456	\$10,011	\$0	\$0	\$0	\$0	\$0	\$0	\$30,953	\$0	\$83	\$41,503
	Total	\$6,693	\$68,979	\$0	\$2,721	\$299,129	\$0	\$24,939	\$92,327	\$103,246	\$0	\$27,969	\$626,004
Expenditures	Federal	\$1,226	\$28,530	\$0	\$2,449	\$255,030	\$0	\$0	\$0	\$68,398	\$0	\$316	\$355,949
	State	\$0	\$738	\$0	\$272	\$44,099	\$0	\$24,939	\$92,327	\$11	\$0	\$0	\$162,386
	Local	\$456	\$10,011	\$0	\$0	\$0	\$0	\$0	\$0	\$30,953	\$0	\$83	\$41,503
	Total	\$1,681	\$39,279	\$0	\$2,721	\$299,129	\$0	\$24,939	\$92,327	\$99,362	\$0	\$399	\$559,837
Balance	Federal	\$5,012	\$29,700	\$0	\$0	\$0	\$0	\$0	\$0	\$3,884	\$0	\$27,571	\$66,167
	State	\$0	\$0	\$0	\$0	\$0	\$0	\$0	\$0	\$0	\$0	\$0	\$0
	Local	\$0	\$0	\$0	\$0	\$0	\$0	\$0	\$0	\$0	\$0	\$0	\$0
	Total	\$5,012	\$29,700	\$0	\$0	\$0	\$0	\$0	\$0	\$3,884	\$0	\$27,571	\$66,167

	FFY 2026	BRIDGE- LOCAL	CMAQ	Discretionary	HSIP	NHPP	OTHER	STATE	STATE-AC	STBG- LOCAL	STBG- STATE	TAP	Total
Revenues	Federal	\$8,405	\$60,408	\$0	\$964	\$233,049	\$0	\$0	\$0	\$57,222	\$0	\$38,140	\$398,187
	State	\$0	\$0	\$0	\$107	\$38,149	\$0	\$1,953	\$42,889	\$16	\$0	\$0	\$83,114
	Local	\$0	\$0	\$0	\$0	\$209	\$0	\$0	\$0	\$24,216	\$0	\$5,371	\$29,796
	Total	\$8,405	\$60,408	\$0	\$1,071	\$271,407	\$0	\$1,953	\$42,889	\$81,454	\$0	\$43,511	\$511,098
Expenditures	Federal	\$0	\$0	\$0	\$964	\$233,049	\$0	\$0	\$0	\$57,158	\$0	\$9,327	\$300,497
	State	\$0	\$0	\$0	\$107	\$38,149	\$0	\$1,953	\$42,889	\$16	\$0	\$0	\$83,114
	Local	\$0	\$0	\$0	\$0	\$209	\$0	\$0	\$0	\$24,216	\$0	\$5,371	\$29,796
	Total	\$0	\$0	\$0	\$1,071	\$271,407	\$0	\$1,953	\$42,889	\$81,390	\$0	\$14,698	\$413,407
Balance	Federal	\$8,405	\$60,408	\$0	\$0	\$0	\$0	\$0	\$0	\$64	\$0	\$28,813	\$97,691
	State	\$0	\$0	\$0	\$0	\$0	\$0	\$0	\$0	\$0	\$0	\$0	\$0
	Local	\$0	\$0	\$0	\$0	\$0	\$0	\$0	\$0	\$0	\$0	\$0	\$0
	Total	\$8,405	\$60,408	\$0	\$0	\$0	\$0	\$0	\$0	\$64	\$0	\$28,813	\$97,691

	FFY 2023- 2026	BRIDGE- LOCAL	CMAQ	Discretionary	HSIP	NHPP	OTHER	STATE	STATE-AC	STBG- LOCAL	STBG- STATE	TAP	Total
Revenues	Federal	\$12,443	\$120,267	\$33,983	\$44,237	\$1,181,119	\$8,298	\$0	\$0	\$242,155	\$910	\$47,050	\$1,690,462
	State	\$0	\$2,185	\$0	\$4,757	\$183,537	\$2,074	\$86,750	\$324,538	\$62	\$795	\$0	\$604,697
	Local	\$1,591	\$33,922	\$15,178	\$1,850	\$6,471	\$0	\$0	\$0	\$112,670	\$0	\$11,768	\$183,449
	Total	\$14,034	\$156,373	\$49,161	\$50,844	\$1,371,127	\$10,372	\$86,750	\$324,538	\$354,887	\$1,705	\$58,817	\$2,478,608
Expenditures	Federal	\$4,039	\$59,858	\$33,983	\$44,237	\$1,181,119	\$8,298	\$0	\$0	\$242,091	\$910	\$18,236	\$1,592,771
	State	\$0	\$2,185	\$0	\$4,757	\$183,537	\$2,074	\$86,750	\$324,538	\$62	\$795	\$0	\$604,697
	Local	\$1,591	\$33,922	\$15,178	\$1,850	\$6,471	\$0	\$0	\$0	\$112,670	\$0	\$11,768	\$183,449
	Total	\$5,629	\$95,965	\$49,161	\$50,844	\$1,371,127	\$10,372	\$86,750	\$324,538	\$354,823	\$1,705	\$30,004	\$2,380,917
Balance	Federal	\$8,405	\$60,408	\$0	\$0	\$0	\$0	\$0	\$0	\$64	\$0	\$28,813	\$97,691
	State	\$0	\$0	\$0	\$0	\$0	\$0	\$0	\$0	\$0	\$0	\$0	\$0
	Local	\$0	\$0	\$0	\$0	\$0	\$0	\$0	\$0	\$0	\$0	\$0	\$0
	Total	\$8,405	\$60,408	\$0	\$0	\$0	\$0	\$0	\$0	\$64	\$0	\$28,813	\$97,691

- Notes:
1. Revenues have an obligation limitation applied where applicable.
 2. Revenues and expenditures include amounts for rescheduled projects carried over from FY 2021.
 3. Revenue estimates derived from IJA authorizations
 4. Federal expenditures for projects categorized as Multi-State have been applied to the appropriate State totals.
 5. The BRIDGE-LOCAL includes BRO program.
 6. CMAQ includes CRP
 7. The Discretionary category includes HPP and IMD programs.
 8. The Other category includes RAISE and RTP programs.
 9. Funding for all programs is authorized by FAST Act through FY 2021. Funds are apportioned only for one year at a time.
 10. STBG-LOCAL includes HIP & CRRSA funding suballocated through yearly appropriations bills
- Suballocated programs such as CMAQ, and TAP are not fully programmed beyond 2025 and 2024 respectively.

Financial Capacity by Funding Category - FHWA (in thousands)-Illinois

	FFY 2023	BRIDGE- LOCAL	CMAQ	Discretionary	HSIP	NHPP	OTHER	STATE	STATE-AC	STBG- LOCAL	STBG- STATE	TAP	Total
Revenues	Federal	\$2,140	\$7,800	\$15,068	\$966	\$1,345	\$2,400	\$0	\$0	\$7,984	\$0	\$3,551	\$41,254
	State	\$0	\$0	\$36,007	\$0	\$0	\$0	\$0	\$0	\$0	\$0	\$131	\$36,138
	Local	\$860	\$3,579	\$9,960	\$107	\$337	\$600	\$0	\$0	\$5,588	\$0	\$1,056	\$21,887
	Total	\$2,800	\$11,379	\$61,035	\$1,073	\$1,682	\$3,000	\$0	\$0	\$13,572	\$0	\$4,734	\$99,275
Expenditures	Federal	\$2,140	\$7,437	\$15,068	\$966	\$1,345	\$2,400	\$0	\$0	\$8,235	\$0	\$3,393	\$40,984
	State	\$0	\$0	\$36,007	\$0	\$0	\$0	\$0	\$0	\$0	\$0	\$131	\$36,138
	Local	\$860	\$3,579	\$9,960	\$107	\$337	\$600	\$0	\$0	\$5,588	\$0	\$1,056	\$21,887
	Total	\$2,800	\$11,016	\$61,035	\$1,073	\$1,682	\$3,000	\$0	\$0	\$13,823	\$0	\$4,579	\$99,008
Balance	Federal	\$0	\$363	\$0	\$0	\$0	\$0	\$0	\$0	-\$252	\$0	\$158	\$270
	State	\$0	\$0	\$0	\$0	\$0	\$0	\$0	\$0	\$0	\$0	\$0	\$0
	Local	\$0	\$0	\$0	\$0	\$0	\$0	\$0	\$0	\$0	\$0	\$0	\$0
	Total	\$0	\$363	\$0	\$0	\$0	\$0	\$0	\$0	-\$252	\$0	\$158	\$270

	FFY 2024	BRIDGE- LOCAL	CMAQ	Discretionary	HSIP	NHPP	OTHER	STATE	STATE-AC	STBG- LOCAL	STBG- STATE	TAP	Total
Revenues	Federal	\$1,400	\$7,299	\$0	\$0	\$0	\$900	\$0	\$0	\$7,381	\$0	\$3,037	\$20,018
	State	\$0	\$0	\$0	\$0	\$0	\$0	\$0	\$0	\$0	\$0	\$370	\$370
	Local	\$1,100	\$1,311	\$0	\$0	\$0	\$225	\$0	\$0	\$3,185	\$0	\$354	\$6,174
	Total	\$2,500	\$8,610	\$0	\$0	\$0	\$1,125	\$0	\$0	\$10,566	\$0	\$3,761	\$26,562
Expenditures	Federal	\$1,400	\$5,130	\$0	\$0	\$0	\$900	\$0	\$0	\$7,397	\$0	\$2,786	\$17,613
	State	\$0	\$0	\$0	\$0	\$0	\$0	\$0	\$0	\$0	\$0	\$370	\$370
	Local	\$1,100	\$1,311	\$0	\$0	\$0	\$225	\$0	\$0	\$3,185	\$0	\$354	\$6,174
	Total	\$2,500	\$6,440	\$0	\$0	\$0	\$1,125	\$0	\$0	\$10,582	\$0	\$3,510	\$24,157
Balance	Federal	\$0	\$2,170	\$0	\$0	\$0	\$0	\$0	\$0	-\$16	\$0	\$251	\$2,405
	State	\$0	\$0	\$0	\$0	\$0	\$0	\$0	\$0	\$0	\$0	\$0	\$0
	Local	\$0	\$0	\$0	\$0	\$0	\$0	\$0	\$0	\$0	\$0	\$0	\$0
	Total	\$0	\$2,170	\$0	\$0	\$0	\$0	\$0	\$0	-\$16	\$0	\$251	\$2,405

	FFY 2025	BRIDGE- LOCAL	CMAQ	Discretionary	HSIP	NHPP	OTHER	STATE	STATE-AC	STBG- LOCAL	STBG- STATE	TAP	Total
Revenues	Federal	\$1,620	\$9,245	\$0	\$0	\$0	\$1,511	\$0	\$0	\$7,770	\$0	\$2,064	\$22,210
	State	\$0	\$0	\$0	\$0	\$0	\$0	\$0	\$0	\$0	\$0	\$0	\$0
	Local	\$405	\$2,808	\$0	\$0	\$0	\$378	\$0	\$0	\$1,877	\$0	\$244	\$5,711
	Total	\$2,025	\$12,052	\$0	\$0	\$0	\$1,889	\$0	\$0	\$9,647	\$0	\$2,308	\$27,921
Expenditures	Federal	\$1,620	\$8,433	\$0	\$0	\$0	\$1,511	\$0	\$0	\$7,001	\$0	\$977	\$19,542
	State	\$0	\$0	\$0	\$0	\$0	\$0	\$0	\$0	\$0	\$0	\$0	\$0
	Local	\$405	\$2,808	\$0	\$0	\$0	\$378	\$0	\$0	\$1,877	\$0	\$244	\$5,711
	Total	\$2,025	\$11,241	\$0	\$0	\$0	\$1,889	\$0	\$0	\$8,878	\$0	\$1,221	\$25,253
Balance	Federal	\$0	\$811	\$0	\$0	\$0	\$0	\$0	\$0	\$769	\$0	\$1,087	\$2,668
	State	\$0	\$0	\$0	\$0	\$0	\$0	\$0	\$0	\$0	\$0	\$0	\$0
	Local	\$0	\$0	\$0	\$0	\$0	\$0	\$0	\$0	\$0	\$0	\$0	\$0
	Total	\$0	\$811	\$0	\$0	\$0	\$0	\$0	\$0	\$769	\$0	\$1,087	\$2,668

	FFY 2026	BRIDGE- LOCAL	CMAQ	Discretionary	HSIP	NHPP	OTHER	STATE	STATE-AC	STBG- LOCAL	STBG- STATE	TAP	Total
Revenues	Federal	\$0	\$8,028	\$0	\$0	\$0	\$0	\$0	\$0	\$8,711	\$0	\$1,941	\$18,681
	State	\$0	\$0	\$0	\$0	\$0	\$0	\$0	\$0	\$0	\$0	\$0	\$0
	Local	\$0	\$0	\$0	\$0	\$0	\$0	\$0	\$0	\$1,974	\$0	\$0	\$1,974
	Total	\$0	\$8,028	\$0	\$0	\$0	\$0	\$0	\$0	\$10,685	\$0	\$1,941	\$20,654
Expenditures	Federal	\$0	\$0	\$0	\$0	\$0	\$0	\$0	\$0	\$7,532	\$0	\$0	\$7,532
	State	\$0	\$0	\$0	\$0	\$0	\$0	\$0	\$0	\$0	\$0	\$0	\$0
	Local	\$0	\$0	\$0	\$0	\$0	\$0	\$0	\$0	\$1,974	\$0	\$0	\$1,974
	Total	\$0	\$0	\$0	\$0	\$0	\$0	\$0	\$0	\$9,506	\$0	\$0	\$9,506
Balance	Federal	\$0	\$8,028	\$0	\$0	\$0	\$0	\$0	\$0	\$1,179	\$0	\$1,941	\$11,149
	State	\$0	\$0	\$0	\$0	\$0	\$0	\$0	\$0	\$0	\$0	\$0	\$0
	Local	\$0	\$0	\$0	\$0	\$0	\$0	\$0	\$0	\$0	\$0	\$0	\$0
	Total	\$0	\$8,028	\$0	\$0	\$0	\$0	\$0	\$0	\$1,179	\$0	\$1,941	\$11,149

	FFY 2023- 2026	BRIDGE- LOCAL	CMAQ	Discretionary	HSIP	NHPP	OTHER	STATE	STATE-AC	STBG- LOCAL	STBG- STATE	TAP	Total
Revenues	Federal	\$5,160	\$29,028	\$15,068	\$966	\$1,345	\$4,811	\$0	\$0	\$31,345	\$0	\$9,097	\$96,819
	State	\$0	\$0	\$36,007	\$0	\$0	\$0	\$0	\$0	\$0	\$0	\$501	\$36,508
	Local	\$2,165	\$7,697	\$9,960	\$107	\$337	\$1,203	\$0	\$0	\$12,623	\$0	\$1,654	\$35,746
	Total	\$7,325	\$36,725	\$61,035	\$1,073	\$1,682	\$6,014	\$0	\$0	\$43,968	\$0	\$11,252	\$169,073
Expenditures	Federal	\$5,160	\$21,000	\$15,068	\$966	\$1,345	\$4,811	\$0	\$0	\$30,166	\$0	\$7,156	\$85,671
	State	\$0	\$0	\$36,007	\$0	\$0	\$0	\$0	\$0	\$0	\$0	\$501	\$36,508
	Local	\$2,165	\$7,697	\$9,960	\$107	\$337	\$1,203	\$0	\$0	\$12,623	\$0	\$1,654	\$35,746
	Total	\$7,325	\$28,697	\$61,035	\$1,073	\$1,682	\$6,014	\$0	\$0	\$42,789	\$0	\$9,310	\$157,924
Balance	Federal	\$0	\$8,028	\$0	\$0	\$0	\$0	\$0	\$0	\$1,179	\$0	\$1,941	\$11,149
	State	\$0	\$0	\$0	\$0	\$0	\$0	\$0	\$0	\$0	\$0	\$0	\$0
	Local	\$0	\$0	\$0	\$0	\$0	\$0	\$0	\$0	\$0	\$0	\$0	\$0
	Total	\$0	\$8,028	\$0	\$0	\$0	\$0	\$0	\$0	\$1,179	\$0	\$1,941	\$11,149

- Notes:
1. Revenues have an obligation limitation applied where applicable.
 2. Revenues and expenditures include amounts for rescheduled projects carried over from FY 2022.
 3. Revenue estimates derived from IJUA authorizations as well as previous years' allocations.
 4. Federal expenditures for projects categorized as Multi-State have been applied to the appropriate State totals.
 5. The BRIDGE-LOCAL includes the STP-B program.
 6. The Discretionary category includes HPP program.
 7. The Other category includes STP-R program.
 8. Funding for all programs is authorized by IJUA. Funds are apportioned only for one year at a time.
- Suballocated programs such as CMAQ, and TAP are not fully programmed beyond 2025.

Financial Capacity by Funding Category - FTA (in thousands)

	Fixed Guideway (FXGDW)	Operating Subsidy and Capital (Section 5307)	Capital Construction & Equipment (Section 5309)	Elderly and Disabled (Section 5310)	New Freedom (Section 5317)	State of Good Repair (Section 5337)	Bus and Bus Facilities (Section 5339)	Other	Total	
Revenues	Federal	\$19,365	\$279,100	\$0	\$8,100	\$61	\$168,866	\$13,900	\$1,188	\$490,579
	State	\$0	\$0	\$0	\$0	\$0	\$0	\$0	\$96,000	\$96,000
	Local	\$4,841	\$59,771	\$0	\$3,067	\$15	\$37,570	\$3,459	\$10,063	\$118,784
	Total	\$24,206	\$338,871	\$0	\$11,167	\$76	\$206,436	\$17,359	\$107,250	\$705,364
Expenditures	Federal	\$19,365	\$239,083	\$0	\$8,073	\$61	\$150,277	\$13,835	\$1,188	\$431,882
	State	\$0	\$0	\$0	\$0	\$0	\$0	\$0	\$96,000	\$96,000
	Local	\$4,841	\$59,771	\$0	\$3,067	\$15	\$37,570	\$3,459	\$10,063	\$118,784
	Total	\$24,206	\$298,854	\$0	\$11,140	\$76	\$187,847	\$17,294	\$107,250	\$646,666
Balance	Federal	\$0	\$40,017	\$0	\$27	\$0	\$18,589	\$65	\$0	\$58,698
	State	\$0	\$0	\$0	\$0	\$0	\$0	\$0	\$0	\$0
	Local	\$0	\$0	\$0	\$0	\$0	\$0	\$0	\$0	\$0
	Total	\$0	\$40,017	\$0	\$27	\$0	\$18,589	\$65	\$0	\$58,698

	Fixed Guideway (FXGDW)	Operating Subsidy and Capital (Section 5307)	Capital Construction & Equipment (Section 5309)	Elderly and Disabled (Section 5310)	New Freedom (Section 5317)	State of Good Repair (Section 5337)	Bus and Bus Facilities (Section 5339)	Other	Total	
Revenues	Federal	\$0	\$79,917	\$0	\$3,027	\$0	\$40,523	\$4,065	\$1,000	\$128,532
	State	\$0	\$0	\$0	\$0	\$0	\$0	\$0	\$0	\$0
	Local	\$0	\$16,598	\$0	\$0	\$0	\$7,958	\$951	\$0	\$25,507
	Total	\$0	\$96,515	\$0	\$3,027	\$0	\$48,481	\$5,016	\$1,000	\$154,039
Expenditures	Federal	\$0	\$66,392	\$0	\$0	\$0	\$31,833	\$3,804	\$1,000	\$103,029
	State	\$0	\$0	\$0	\$0	\$0	\$0	\$0	\$0	\$0
	Local	\$0	\$16,598	\$0	\$0	\$0	\$7,958	\$951	\$0	\$25,507
	Total	\$0	\$82,990	\$0	\$0	\$0	\$39,791	\$4,755	\$1,000	\$128,536
Balance	Federal	\$0	\$13,525	\$0	\$3,027	\$0	\$8,690	\$261	\$0	\$25,503
	State	\$0	\$0	\$0	\$0	\$0	\$0	\$0	\$0	\$0
	Local	\$0	\$0	\$0	\$0	\$0	\$0	\$0	\$0	\$0
	Total	\$0	\$13,525	\$0	\$3,027	\$0	\$8,690	\$261	\$0	\$25,503

	Fixed Guideway (FXGDW)	Operating Subsidy and Capital (Section 5307)	Capital Construction & Equipment (Section 5309)	Elderly and Disabled (Section 5310)	New Freedom (Section 5317)	State of Good Repair (Section 5337)	Bus and Bus Facilities (Section 5339)	Other	Total	
Revenues	Federal	\$0	\$54,225	\$0	\$6,027	\$0	\$32,872	\$4,261	\$1,000	\$98,385
	State	\$0	\$0	\$0	\$0	\$0	\$0	\$0	\$0	\$0
	Local	\$0	\$13,470	\$0	\$0	\$0	\$8,435	\$1,773	\$0	\$23,678
	Total	\$0	\$67,695	\$0	\$6,027	\$0	\$41,307	\$6,034	\$1,000	\$122,062
Expenditures	Federal	\$0	\$53,881	\$0	\$0	\$0	\$33,739	\$7,092	\$1,000	\$95,712
	State	\$0	\$0	\$0	\$0	\$0	\$0	\$0	\$0	\$0
	Local	\$0	\$13,470	\$0	\$0	\$0	\$8,435	\$1,773	\$0	\$23,678
	Total	\$0	\$67,351	\$0	\$0	\$0	\$42,173	\$8,865	\$1,000	\$119,390
Balance	Federal	\$0	\$344	\$0	\$6,027	\$0	-\$867	-\$2,831	\$0	\$2,673
	State	\$0	\$0	\$0	\$0	\$0	\$0	\$0	\$0	\$0
	Local	\$0	\$0	\$0	\$0	\$0	\$0	\$0	\$0	\$0
	Total	\$0	\$344	\$0	\$6,027	\$0	-\$867	-\$2,831	\$0	\$2,673

	Fixed Guideway (FXGDW)	Operating Subsidy and Capital (Section 5307)	Capital Construction & Equipment (Section 5309)	Elderly and Disabled (Section 5310)	New Freedom (Section 5317)	State of Good Repair (Section 5337)	Bus and Bus Facilities (Section 5339)	Other	Total	
Revenues	Federal	\$0	\$41,944	\$0	\$9,127	\$0	\$17,733	\$1,269	\$0	\$70,073
	State	\$0	\$0	\$0	\$0	\$0	\$0	\$0	\$0	\$0
	Local	\$0	\$150	\$0	\$0	\$0	\$0	\$0	\$0	\$150
	Total	\$0	\$42,094	\$0	\$9,127	\$0	\$17,733	\$1,269	\$0	\$70,223
Expenditures	Federal	\$0	\$600	\$0	\$0	\$0	\$0	\$0	\$0	\$600
	State	\$0	\$0	\$0	\$0	\$0	\$0	\$0	\$0	\$0
	Local	\$0	\$150	\$0	\$0	\$0	\$0	\$0	\$0	\$150
	Total	\$0	\$750	\$0	\$0	\$0	\$0	\$0	\$0	\$750
Balance	Federal	\$0	\$41,344	\$0	\$9,127	\$0	\$17,733	\$1,269	\$0	\$69,473
	State	\$0	\$0	\$0	\$0	\$0	\$0	\$0	\$0	\$0
	Local	\$0	\$0	\$0	\$0	\$0	\$0	\$0	\$0	\$0
	Total	\$0	\$41,344	\$0	\$9,127	\$0	\$17,733	\$1,269	\$0	\$69,473

	Fixed Guideway (FXGDW)	Operating Subsidy and Capital (Section 5307)	Capital Construction & Equipment (Section 5309)	Elderly and Disabled (Section 5310)	New Freedom (Section 5317)	State of Good Repair (Section 5337)	Bus and Bus Facilities (Section 5339)	Other	Total	
Revenues	Federal	\$19,365	\$401,300	\$0	\$17,200	\$61	\$233,582	\$26,000	\$3,188	\$787,569
	State	\$0	\$0	\$0	\$0	\$0	\$0	\$0	\$96,000	\$96,000
	Local	\$4,841	\$89,989	\$0	\$3,067	\$15	\$53,963	\$6,183	\$10,063	\$168,120
	Total	\$24,206	\$545,174	\$0	\$29,347	\$76	\$313,957	\$29,678	\$109,250	\$1,051,688
Expenditures	Federal	\$19,365	\$359,956	\$0	\$8,073	\$61	\$215,849	\$24,731	\$3,188	\$631,223
	State	\$0	\$0	\$0	\$0	\$0	\$0	\$0	\$96,000	\$96,000
	Local	\$4,841	\$89,989	\$0	\$3,067	\$15	\$53,963	\$6,183	\$10,063	\$168,120
	Total	\$24,206	\$449,946	\$0	\$11,140	\$76	\$269,811	\$30,913	\$109,250	\$895,342
Balance	Federal	\$0	\$41,344	\$0	\$9,127	\$0	\$17,733	\$1,269	\$0	\$156,346
	State	\$0	\$0	\$0	\$0	\$0	\$0	\$0	\$0	\$0
	Local	\$0	\$0	\$0	\$0	\$0	\$0	\$0	\$0	\$0
	Total	\$0	\$41,344	\$0	\$9,127	\$0	\$17,733	\$1,269	\$0	\$156,346

Notes FTA tables:

1. Section 5307 funds above are allocated on a formula basis. Sections 5309, and 5310 are administered through the States on either a discretionary or sub-formula basis, depending on the program. Therefore, it is assumed that these funds will be available.
2. The totals for the Fixed Guideway projects represent only projects that have had funds committed.
3. Other includes CRRSA, Section 5312, Homeland Security, and State funds.
4. Funding for all programs is authorized by IIJA. Funds are apportioned only for one year at a time (i.e. FY 2021). Apportionment is dependent on Congressional approval. Assumed funding beyond FY 2021.
5. Fixed Guideway, Section 5317 programs were eliminated by MAP-21. No additional revenues programmed.

Operations and Maintenance

23 CFR 450.326(j) states that for purposes of transportation operations and maintenance, the financial plan shall contain system-level estimates of costs and revenue sources that are reasonably expected to be available to adequately operate and maintain federal-aid highways (as defined by 23 U.S.C. 101(a)(5)) and public transportation (as defined by title 49 U.S.C. Chapter 53).

State Agencies

MoDOT

For MoDOT, maintenance costs include salaries, materials, and equipment needed to deliver the roadway and bridge maintenance programs. This category includes basic maintenance activities like minor surface treatments such as: sealing, small concrete repairs and pothole patching; mowing right of way; snow removal; replacing signs; striping; repairing guardrail; and repairing traffic signals. Performing these activities requires employees; vehicles and other machinery; and materials such as salt, asphalt, and fuel. In fiscal year 2022, MoDOT budgeted for \$377,892,474 in maintenance expenditures that would grow to \$395,153,988 at the end of fiscal year 2025. These expenditures were projected to increase 1.5% annually. These costs do not include maintenance fringe benefits. In fiscal year 2022, MoDOT budgeted for \$32,432,636 in fleet investments. Fleet investments are projected to remain constant through 2025.

MoDOT's cost \$5,291 per lane mile based on 77,553 lane miles of roadway (Source: MoDOT)

IDOT

IDOT maintenance staff statewide maintained 45,025 lane miles during FY 2021. That includes IL, US, and Interstate routes primarily (rural and urban). There are also a few un-marked state-maintained routes. The maintenance costs for FY 2021 was \$6,063 per lane mile. These are total direct costs of all roadway maintenance work activities, including, but not limited to; snow removal, pothole patching, mowing, truck maintenance, litter pickup, brush and tree removal. The costs are compiled from data in the AMP (Asset Management Program) and include direct labor, materials, and equipment costs. Direct costs do not include overhead or fringe benefits but does include equipment, fuel, maintenance staff salaries, rock salt, asphalt and paint to name a few materials.

IDOT's cost \$6,063 per lane mile based on 45,025 lane miles (Source: IDOT)

Sources of state DOT funding

Major sources of state funding include: motor fuel taxes, vehicle and driver licensing fees, bond proceeds (i.e., GARVEE bonds issued for I-64), cost reimbursements (i.e., sale of surplus properties), and sales and use taxes. The amount available each year varies, but is considered when the state develops their STIP.

Transit/Local Public Agencies

Major sources of local funding for transit include: sales taxes (i.e., Prop M in St. Louis County and the City of St. Louis), revenues from bus, MetroLink, call a ride fares, and funding from the state. Local jurisdictions have greater flexibility regarding which public sources of funding are used to pay for their local match. However, federal transportation funds cannot be used as match. Each local public agency has a variety of ways of financing local match for projects including some or all of the following: court fines, gaming taxes, utility taxes, recreation user fees, property taxes, interest taxes, sales taxes, use taxes, licenses, investment earnings,

entertainment tax, utility fees, dedicated sales taxes for transportation, Transportation Development Districts, and motor fuel tax and vehicle registration revenues from the state.

Appendix F contains a detailed breakdown for each jurisdiction in the TIP regarding budgeted local revenues vs. budgeted outlays and cost per lane mile to maintain the federal-aid system for each local jurisdiction as well as Metro, Madison County Transit District, MoDOT, and IDOT.

DRAFT

Air Quality Analysis

The expectation of a clean and healthy environment is one of the regional goals specified in the long-range transportation plan. The St. Louis region is presently in maintenance of the 2008 eight-hour ozone standard. The following counties are designated as a “marginal” non-attainment area for the 2015 eight-hour ozone standard: Jefferson, St. Charles and St. Louis counties, the City of St. Louis and Boles Township in Franklin County in Missouri; and Madison, Monroe, and St. Clair counties in Illinois.

A major objective of the EWGCOG transportation planning process is to ensure that the projects and policies set out in the Transportation Improvement Program help to reduce, where possible, and minimize air quality impacts of transportation projects in accordance with federal, state, and local air quality standards, regulations, and priorities. The specific procedures for reaching this objective are established under Federal law for ensuring conformity between transportation plans and air quality improvement plans. The conformity process is intended to ensure that the programs and activities proposed in long-range transportation plans and TIPs conform to the purpose of State Implementation Plans, which set out benchmarks against which progress is measured in meeting national goals for cleaner and healthier air.

Under the Federal regulations, the Council is the agency responsible for conducting this determination of conformity. The conformity finding relates to those precursor pollutants produced by automobiles and other on-road transportation, generally described as “mobile source emissions.” The pollutants of most concern in this region are ozone and its precursors of nitrogen oxides (NO_x) and volatile organic compounds (VOCs) as well as direct PM_{2.5} (resulting from vehicle exhaust, brake wear, and tire wear) and NO_x as a PM_{2.5} precursor.

Ozone is not produced directly by automobiles. Ground-level ozone is formed when hydrocarbons, also known as VOCs, and NO_x from car exhaust and certain emissions from industrial processes chemically react, or “cook,” with oxygen in the lower atmosphere in the presence of strong sunlight and high temperatures. In large doses, ozone can cause headaches; fatigue; and eye, nose, and respiratory tract irritation. Prolonged exposure to ozone can aggravate chronic heart disease and chronic respiratory ailments, decrease resistance to infection, and trigger asthma attacks.

Particle matter is a mix of solid particles and liquid droplets suspended in the air. PM_{2.5} is less than or equal to 2.5 microns in diameter (about 1/30th the width of a human hair). PM_{2.5} is made up of a variety of components, including acids, organic chemicals, metals, dirt, or dust particles. PM_{2.5} can be emitted directly from the combustion of fuel (power plants, motor vehicles, wood burning), fires, and certain industrial activities. Many manmade and natural sources emit other pollutants (like sulfur dioxide or oxides of nitrogen), which undergo a chemical reaction in the lower atmosphere to form PM_{2.5}.

PM_{2.5} can penetrate and lodge in deep areas of the lungs. Health effects include irritation of the eyes, sore throat, coughing, chest tightness, and shortness of breath. PM_{2.5} can also trigger asthma attacks. People most at risk from exposure include those with asthma, heart disease, or lung disease; children; and the elderly. Children and adults who are active outdoors may be at increased risk because, during physical activity, people breathe faster and more heavily, taking fine particle pollution deeper into their lungs.

The primary purpose of the conformity process is to demonstrate that predicted future emissions from mobile sources fall within criteria specified in Federal and State regulations. Future levels of mobile-source emissions are influenced by a number of factors, each of which is taken into account in the forecasting process.

- All forms of pollution are affected by the number of people living in the region and the strength of the regional economy. Projections developed for the long-range transportation plan serve as a basis for the TIP analysis. Forecast levels of population growth and economic activity are a major determinant of how much travel is made, which in turn influences the amount of mobile source emissions.
- Future estimates of travel are made using the Council's travel demand modeling procedures. These procedures take account of a range of factors that affect personal and commercial travel. These include the composition and income of households, trends in trip making, use of transit, vehicle occupancy, and various algorithms that replicate trip length and route choice. The result of these procedures is a model of predicted future travel patterns. The primary determinants of pollution from vehicle exhaust are the number of vehicles, how far they travel, and the speed at which they travel. The last is important because the amount of pollution generated by a given amount of travel is very much higher under "stop-and-go" conditions than if traffic is flowing smoothly, although vehicle emissions tend to rise as vehicle speeds exceed 60 mph. The travel demand model is used to output predictions of VMT and vehicle speed.
- There is a strong correlation between VMT, travel speeds, and emission levels. These relationships are modified by local characteristics of the vehicle fleet (such as the age of vehicles), the effect of vehicle emissions testing and other programs designed to reduce emissions (such as the use of reformulated gasoline), and assumptions about predicted changes in vehicle technology. These travel characteristics are used as inputs into the Council's Motor Vehicle Emissions Simulation (MOVES) model. These models are used to predict regional mobile source emission levels.

It should be noted that many current trends such as the growth in regional population, employment, and travel would have the effect of increasing emissions if not for the offsets created by improvement in vehicle technology, more extensive testing regimens, and the introduction of reformulated gasoline. It is expected that there will be a continuation of trends seen in recent years when growth in travel has been largely balanced by the general introduction of newer pollution-reducing technology.

In accordance with Federal regulations, the documentation of this finding, which includes a description of the supporting analysis, will be made available for review and comment by the public and by interested agencies and organizations as a part of consultation and public participation for the TIP. The Air Quality Conformity Determination and Documentation is a separate document.

TIP Project Implementation / Amendment Policies

Project Implementation

Before federal funds can be expended on any projects listed in year two or three of the program, approval must be obtained from the MPO and the appropriate state and transit operator. In some cases, advancing projects to earlier program years may require that other projects be pushed back in the program to ensure that project costs do not exceed available funds. Further, federal funds cannot be used on the design or right-of-way acquisition for a project unless it is included in the first year of the TIP.

Policy on Redistributing Programmed Funds on Local Federally Funded Projects

Most sponsors of local projects receiving federal funds make a good faith attempt to develop reasonably accurate cost estimates for the preliminary engineering (PE), right-of-way acquisition (ROW), and construction phases of their projects. On occasion, however, local sponsors would benefit from the opportunity to redistribute programmed funds to accommodate unforeseen events or changes in circumstances.

With this in mind, EWGCOG has implemented a policy to provide guidelines for local sponsors wishing to redistribute funds programmed for a particular project. Two principles underlie this policy:

- From a regional perspective, federal funds for local projects are limited and available to sponsors only through a competitive process. Therefore, as the regional administrator of those funds, EWGCOG is responsible for making sure that the funds are applied as cost effectively as possible.
- From a local perspective, sponsors must be responsible administrators as well. In this case, sponsors need to make sure that adequate funding is available to cover all of the project's phases.

Applying Unobligated Funds to Subsequent Phases – Redistributions Allowed

In keeping with the first principle, EWGCOG will allow sponsors to redistribute excess or unneeded funds from the PE or ROW phase of a project to a subsequent phase of the same project. For example, if after the PE phase is complete the sponsor finds that the PE costs for the project are less than the programmed amount for PE, the sponsor can request a redistribution of the excess PE funds to either ROW or construction. Similarly, if the ROW costs for a project turn out to be less than the programmed amount, then the sponsor can request a redistribution of the excess funds to construction. If a sponsor wishes to redistribute all of its programmed ROW funds, it must show that either (a) no ROW will be needed or (b) ROW plans have been approved and the city wishes to pay for ROW acquisition using local funds.

This redistribution is allowable provided that it occurs before the FHWA has obligated construction funds (or ROW funds if that is the phase to which funds will be applied). The sponsor must send a written request to EWGCOG staff to redistribute the funds. Provided the years in which funds are programmed remain the same, such a redistribution of funds will not be considered the one schedule extension each local sponsor is allowed to make.

“Borrowing” Against Future Phases – Redistributions Not Allowed

Consistent with the second principle, EWGCOG will not allow sponsors to redistribute funds from ROW or construction to PE or from construction to ROW. For example, if after the PE phase is complete the sponsor finds that the PE costs for the project exceed the programmed amount for PE, the sponsor would not be allowed to take funds from the construction amount to apply to PE. Instead, the sponsor would need to find an alternate funding source or make up the difference using local funds.

Allowing such a redistribution of funds from a later phase to an earlier phase could lead to a funding shortfall on the project during the later phase, thus jeopardizing the successful completion of the project. Such an action also could adversely affect the balance of federal funds available to fund all local projects in the region for a particular fiscal year. As a preventive measure, sponsors are encouraged to take extra care in developing cost estimates at the time they apply for federal funding.

Reasonable Progress Policy

The Policy on Reasonable Progress has helped increase the number of programmed projects that are implemented in a timely manner. The implementation status of projects in this and previous TIPs is accounted for and reported through the project monitoring and tracking process.

For projects or programs included in the TIP, “reasonable progress” will have been made if the project has advanced to the point of obligating all federal funds programmed for that project in the current fiscal year, regardless of the phase of work (i.e., PE, ROW, or Construction). If a project fails to obligate the programmed federal funds by September 30 of the current year, the funding for that year will be forfeited and returned to the regional funding pot. Actual progress toward implementation is measured against the schedule submitted by the project sponsor in the project application.

Reasonable Progress Policy Enforcement

Projects that do not obligate all federal funds for use by the September 30 suspense date will be removed from the TIP, and the federal funds associated with those projects will be returned to the regional funding pool for redistribution. The removal of projects from the TIP will require no further Board of Directors action and the sponsor would have to repay any federal funds already spent if the funding is forfeited.

If a project is realizing delays that will put the federal funding at risk of forfeiture (i.e., not meet a September 30 deadline), the project sponsor will have the opportunity to ask for consideration of a “one-time extension” in their project schedule. The one-time extension can only be requested for the implementation/construction phase of the project. The extension request will only be considered once a year and has to be made before June 1 of the current fiscal year of the TIP.

To be considered for this extension the sponsor has to demonstrate on all counts: a) The delay is beyond their control and the sponsor has done diligence in progressing the project; b) Federal funds have already been obligated on the project or in cases that no federal funds are used for PE and/or ROW acquisition, there has been significant progress toward final plan preparation; c) There is a realistic strategy in place to obligate all funds.

One-time extensions of up to three months may be granted by Council staff and one-time extensions greater than three months, but not more than nine months, will go to the Board of Directors for their consideration and approval. Projects requesting schedule advancements will be handled on a case-by-case basis (subject to available funding) and are subject to the Board adopted rules for TIP modifications.

Once all federal funds identified for the project have been obligated, the project sponsor has six months from Authority to Advertise to receive a Notice to Proceed. If the sponsor fails to receive a Notice to Proceed within that six-month period, the EWGCOG Board of Directors will be asked to act on removing the federal funding from the project and returning those funds to the regional funding pool.

If a project is realizing delays in receiving a Notice to Proceed that will put the federal funding at risk of forfeiture, the project sponsor will be required to ask the Board for consideration of an “extension” in the deadline date. The extension request must be made no less than one month prior to the six-month deadline. To be considered for this extension, the sponsor must demonstrate: (a.) the delay is beyond its control and (b.) a realistic strategy is in place to move toward implementation. The ultimate decision regarding the disposition of each project will be made by the Board of Directors.

Reasonable Progress Project Monitoring

An extensive monitoring program has been developed to help track programmed projects and ensure that funding commitments and plans are met. Monthly tracking reports are developed and posted on the Council website, utilizing project information provided by the project sponsor and MoDOT District offices. Additionally, project sponsors are contacted, at least twice a month, by EWGCOG staff for project status updates.

TIP Amendment and Project Selection Procedures

The TIP, although illustrating a prioritized schedule of projects, is a working document requiring periodic modifications during the year to reflect changes in priority as well as to aid in implementing projects in an efficient and timely manner. Consequently, the TIP can be modified at any time during the year.

Current procedures require the agency requesting a TIP amendment to notify EWGCOG and provide sufficient support documentation. Proposed amendments will be presented for consideration to the appropriate advisory committees of the Board of Directors. At the conclusion of the review and any public involvement process, recommendations will be made to the EWGCOG Board of Directors for final deliberation.

Amendments to the TIP also require approval by entities in addition to the MPO. Upon approval by EWGCOG, notification of the amendment is sent to the appropriate state transportation agencies to secure required state approvals. The amendment is also sent to appropriate FHWA, FTA, and EPA regional offices for review and approval. Fiscal constraint must be maintained for all amendments.

For projects requesting selection actions, priority is given to projects in the first year of the TIP. However, circumstances may arise necessitating moving a second- or third-year project forward to the first year. This requires approval by the Board of Directors. If the implementing agency has selected a majority of its first-year projects for implementation, the agency is granted authority to advance a second- or third-year project to the first year with no further action required of the Board of Directors. The implementing agency will inform EWGCOG staff of the advancement and the staff, in turn, will inform the Executive Advisory Committee and the Board of Directors at their next regularly scheduled meetings.

The following list shows the type of action needed for revisions to the TIP. Revisions to the TIP must maintain the fiscal constraint of the TIP.

Amendment - Board action required:

- Project added – construction and/or right-of-way
- Project deleted – construction and/or right-of-way (unless part of the annual update)
- Scoping project added – using federal funding
- Modification of scope of programmed project (state/transit projects) including:
 - Major scope change (i.e., removing bike/pedestrian from scope, changing from bridge replacement to rehab, changing from road reconstruction to resurfacing)

- Budget change (>15%) that includes increase in federal funds programmed for projects over \$1 million
- Nine-month schedule extension – Local Program projects subject to Reasonable Progress
- Project (non-locally sponsored) changing fiscal year of construction

Administrative Modification – Council staff action required:

- Technical correction (misspelling, incorrect data code, etc.)
- Splitting currently programmed project into phases as long as overall scope, year programmed, and cost do not change
- Carryover projects – Projects subject to Policy on Reasonable Progress that are delayed into the next fiscal year due to a one-time schedule adjustment of three months or less
- Minor modification of scope of programmed project without budget change or budget change on project with less than \$1 million cost (state/transit projects)
- Modification of scope for local projects subject to Policy on Reasonable Progress
- Project obligated construction funds in previous fiscal year, but due to rejected bids (with DOT concurrence), construction funds need to be shown in current fiscal year for authorization
- Emergency projects
- Three-month schedule extension – Local Program projects subject to Reasonable Progress
- Change of source of funds – federal/state (federal cost unchanged)
- Modification of cost due to increase in local share (federal cost unchanged) of LPA project subject to Reasonable Progress due to:
 - Additional non-federally participating work included in project not within original scope
 - Increase in project cost greater than 25% or \$1 million
- Conversion of funds to/from AC (unless listed in Appendix E)
- Reconciliation between state and federal fiscal year for state projects with lettings between June and October
- Adding MoDOT Cost Share payments

Appendix A

METROPOLITAN TRANSPORTATION PLANNING PROCESS CERTIFICATION

In accordance with 23 CFR § 450.336, the Illinois Department of Transportation, the Missouri Department of Transportation, and the East-West Gateway Council of Governments (EWGCOG), the Metropolitan Planning Organization for the St. Louis urbanized area, “certifies” that the transportation planning process is addressing the major issues in the metropolitan planning area and is being conducted in accordance with all applicable requirements of:

1. 23 U.S.C. § 134, 49 U.S.C. § 5303, and 23 CFR Part 450 Subpart C;
2. Sections 174 and 176(c) and (d) of the Clean Air Act, as amended (42 U.S.C. §§ 7504, 7506(c) and (d)) and 40 CFR Part 93;
3. Title VI of the Civil Rights Act of 1964, as amended (42 U.S.C. § 2000d *et seq.*) and 49 CFR Part 21;
4. 49 U.S.C. § 5332 prohibiting discrimination on the basis of race, color, religion, national origin, sex, disability, or age in employment or business opportunity;
5. Section 1101(b) of the Fixing America’s Surface Transportation (FAST) Act (Pub. L. No. 114-357) and 49 CFR Part 26 regarding the involvement of disadvantaged business enterprises in U.S. DOT funded projects;
6. 23 CFR Part 230, regarding the implementation of an equal employment opportunity program on federal and federal-aid highway construction contracts;
7. The provisions of the Americans with Disabilities Act of 1990 (42 U.S.C. § 12101 *et seq.*) and 49 CFR Parts 27, 37, and 38;
8. The Older Americans Act, as amended (42 U.S.C. § 6101 *et seq.*) prohibiting discrimination on the basis of age in programs or activities receiving federal financial assistance;
9. Section 324 of the Title 23 U.S.C. regarding the prohibition of discrimination based on gender; and
10. Section 504 of the Rehabilitation Act of 1973 (29 U.S.C. § 794 *et seq.*) and 49 CFR Part 27 regarding discrimination against individuals with disabilities.

EWGCOG is exempt from the requirements of 23 U.S.C § 134(d)(2) and 49 U.S.C. § 5303(d)(2), as amended by the FAST Act §§ 1201 and 3003 because: (1) EWGCOG operates pursuant to the Missouri State and Regional Planning and Community Development Act (Mo. Rev. Stat. Chapter 251) and the Missouri Nonprofit Corporation Act (Mo. Rev. Stat. Chapter 355), which were both in effect on or before December 18, 1991; (2) these Missouri laws have not been amended after December 18, 1991, as regards EWGCOG’s structure or organization; and (3) EWGCOG has not been designated or re-designated after December 18, 1991.

****Appendix A signatures will be included after Board approval.***

Signature

Mr. Dennis Gannon
Chairman, Board of Directors
East-West Gateway
Council of Governments

August 31, 2022
Date

Signature

Mr. Kirk Brown
Region Five Engineer
Illinois Department
of Transportation

August 31, 2022
Date

Signature

Mr. Tom Blair,
District Engineer
St. Louis District
Missouri Department
of Transportation

August 31, 2022
Date

DRAFT

This page intentionally left blank

Appendix B – Project Listing

This appendix includes projects programmed in the FY 2023-2026 TIP. The listing describes each project in detail including: sponsor, description of work, project limits, project length, type of improvements, funding category (descriptions begin on page 5 of the document), air quality status, funding programmed in this TIP (by year and federal/state/local), and finally total estimated project cost. All projects included for the first time in the TIP are indicated as new.

Project Maps and Listing

Franklin County Projects	B-5
Jefferson County Projects	B-13
Madison County Projects	B-25
Monroe County Projects	B-42
Multi-County Illinois Projects	B-44
Multi-County Missouri Projects	B-45
Multi-State Projects	B-75
St. Charles County Projects	B-85
St. Clair County Projects	B-106
St. Louis County Projects	B-119
St. Louis City Projects	B-157

Project Index

Index of Projects by Project Number	B-164
---	-------

DRAFT

This page intentionally left blank

DRAFT

This page intentionally left blank

FISCAL YEARS 2023-2026 TRANSPORTATION IMPROVEMENT PROGRAM

COUNTY: FRANKLIN

ID	ORGANIZATION NAME/PROJECT TITLE/DESC	FUNDING CAT	IMPROVEMENTS		2023-2026 TOTAL	2023	2024	2025	2026			
7237A-25 New	FRANKLIN COUNTY CALVEY CREEK ROAD BRIDGE OVER BRADY CREEK REPLACE BRIDGE LENGTH (mi): 0.1 AIR QUALITY STAT: Exempt - 93.126 PROJ PURPOSE: Preservation	BRO	Replace Bridge(s)	PE	\$102,931	\$102,931	\$0	\$0	\$0			
				ROW	\$25,000	\$0	\$25,000	\$0	\$0			
				IMPL	\$868,979	\$0	\$0	\$868,979	\$0			
				TOTAL	\$996,910	\$102,931	\$25,000	\$868,979	\$0			
				ESTIMATED TOTAL PROJECT COST:					\$996,910			
				Federal:	\$633,424							
				State:	\$0							
Local:	\$363,486											
6948-21	FRANKLIN COUNTY - STP-5490(616) HENDRICKS ROAD BRIDGE OVER NORTH FORK OF MERAMEC RIVER REPLACE BRIDGE LENGTH (mi): 0.1 AIR QUALITY STAT: Exempt - 93.126 PROJ PURPOSE: Preservation	STP-S	Replace Bridge(s)	PE	\$0	\$0	\$0	\$0	\$0			
				ROW	\$0	\$0	\$0	\$0	\$0			
				IMPL	\$813,313	\$813,313	\$0	\$0	\$0			
				TOTAL	\$813,313	\$813,313	\$0	\$0	\$0			
				ESTIMATED TOTAL PROJECT COST:					\$928,010			
				Federal:	\$650,650							
				State:	\$0							
Local:	\$162,663											
5187B-23	FRANKLIN COUNTY - BRO-B036(32) HUFF ROAD BRIDGE OVER TRIBUTARY OF PIERCE CREEK REPLACE BRIDGE LENGTH (mi): 0.1 AIR QUALITY STAT: Exempt - 93.126 PROJ PURPOSE: Preservation	BRO	Replace Bridge(s)	PE	\$0	\$0	\$0	\$0	\$0			
				ROW	\$0	\$0	\$0	\$0	\$0			
				IMPL	\$764,709	\$764,709	\$0	\$0	\$0			
				TOTAL	\$764,709	\$764,709	\$0	\$0	\$0			
				ESTIMATED TOTAL PROJECT COST:					\$880,289			
				Federal:	\$557,418							
				State:	\$0							
Local:	\$207,291											
7237B-25 New	FRANKLIN COUNTY KIEL-LYON ROAD BRIDGE OVER BUCKLICK CREEK REPLACE BRIDGE LENGTH (mi): 0.1 AIR QUALITY STAT: Exempt - 93.126 PROJ PURPOSE: Preservation	BRO	Replace Bridge(s)	PE	\$96,223	\$96,223	\$0	\$0	\$0			
				ROW	\$25,000	\$0	\$25,000	\$0	\$0			
				IMPL	\$812,347	\$0	\$0	\$812,347	\$0			
				TOTAL	\$933,570	\$96,223	\$25,000	\$812,347	\$0			
				ESTIMATED TOTAL PROJECT COST:					\$933,570			
				Federal:	\$592,143							
				State:	\$0							
Local:	\$341,427											
7182A-24	FRANKLIN COUNTY - STP-5489(613) LITTLE BOONE CREEK ROAD BRIDGE OVER LITTLE BOONE CREEK REPLACE BRIDGE - SHOULDERS (2') LENGTH (mi): 0.1 AIR QUALITY STAT: Exempt - 93.126 PROJ PURPOSE: Preservation	STP-S	Replace Bridge(s) Roadway Shoulders	PE	\$0	\$0	\$0	\$0	\$0			
				ROW	\$25,000	\$25,000	\$0	\$0	\$0			
				IMPL	\$872,394	\$0	\$872,394	\$0	\$0			
				TOTAL	\$897,394	\$25,000	\$872,394	\$0	\$0			
				ESTIMATED TOTAL PROJECT COST:					\$1,000,730			
				Federal:	\$635,914							
				State:	\$0							
Local:	\$261,480											

FISCAL YEARS 2023-2026 TRANSPORTATION IMPROVEMENT PROGRAM

COUNTY: FRANKLIN

ID	ORGANIZATION NAME/PROJECT TITLE/DESC	FUNDING CAT	IMPROVEMENTS		2023-2026 TOTAL	2023	2024	2025	2026
7182B-23	FRANKLIN COUNTY - STP-5489(614) LITTLE INDIAN CREEK ROAD BRIDGE OVER GIRARD BRANCH OF INDIA REPLACE BRIDGE - SHOULDERS (2') LENGTH (mi): 0.1 AIR QUALITY STAT: Exempt - 93.126 PROJ PURPOSE: Preservation	STP-S	Replace Bridge(s) Roadway Shoulders	PE	\$0	\$0	\$0	\$0	\$0
				ROW	\$0	\$0	\$0	\$0	\$0
				IMPL	\$738,644	\$738,644	\$0	\$0	\$0
				TOTAL	\$738,644	\$738,644	\$0	\$0	\$0
				Federal:	\$538,419				
				State:	\$0				
Local:	\$200,225								
					ESTIMATED TOTAL PROJECT COST: \$851,137				
5187C-23	FRANKLIN COUNTY - BRO-B036(33) LOCKHART ROAD BRIDGE OVER LOGAN BRANCH REPLACE BRIDGE LENGTH (mi): 0.1 AIR QUALITY STAT: Exempt - 93.126 PROJ PURPOSE: Preservation	BRO	Replace Bridge(s)	PE	\$0	\$0	\$0	\$0	\$0
				ROW	\$0	\$0	\$0	\$0	\$0
				IMPL	\$728,141	\$728,141	\$0	\$0	\$0
				TOTAL	\$728,141	\$728,141	\$0	\$0	\$0
				Federal:	\$530,763				
				State:	\$0				
Local:	\$197,378								
					ESTIMATED TOTAL PROJECT COST: \$839,390				
7125B-23	FRANKLIN COUNTY - CMAQ-6200(615) MO 47 AT UNION EXPWY ROUNDAABOUT LENGTH (mi): 0.1 AIR QUALITY STAT: Exempt - 93.127 PROJ PURPOSE: Congestion	CMAQ	Intersection Improvement	PE	\$0	\$0	\$0	\$0	\$0
				ROW	\$0	\$0	\$0	\$0	\$0
				IMPL	\$1,759,051	\$1,759,051	\$0	\$0	\$0
				TOTAL	\$1,759,051	\$1,759,051	\$0	\$0	\$0
				Federal:	\$1,318,912				
				State:	\$0				
Local:	\$440,139								
					ESTIMATED TOTAL PROJECT COST: \$1,978,915				
7228N-23	MODOT - SL0038 New I-44 CRAWFORD COUNTY LINE TO MO 30 PAVEMENT RESURFACING LENGTH (mi): 14.86 AIR QUALITY STAT: Exempt - 93.126 PROJ PURPOSE: Preservation	NHPP	Resurfacing	PE	\$874,000	\$50,000	\$250,000	\$200,000	\$374,000
				ROW	\$0	\$0	\$0	\$0	\$0
				IMPL	\$5,157,000	\$0	\$0	\$0	\$5,157,000
				TOTAL	\$6,031,000	\$50,000	\$250,000	\$200,000	\$5,531,000
				Federal:	\$5,427,900				
				State:	\$603,100				
Local:	\$0								
					ESTIMATED TOTAL PROJECT COST: \$6,031,000				
7227V-23	MODOT - SL0063 New I-44 AT US 50, MO AH, AND OUTER ROAD 44 BRIDGE REHABILITATIONS LENGTH (mi): 0.13 AIR QUALITY STAT: Exempt - 93.126 PROJ PURPOSE: Preservation	NHPP	Rehabilitate Bridge(s)	PE	\$99,000	\$5,000	\$10,000	\$40,000	\$44,000
				ROW	\$0	\$0	\$0	\$0	\$0
				IMPL	\$613,000	\$0	\$0	\$0	\$613,000
				TOTAL	\$712,000	\$5,000	\$10,000	\$40,000	\$657,000
				Federal:	\$569,600				
				State:	\$142,400				
Local:	\$0								
					ESTIMATED TOTAL PROJECT COST: \$712,000				

FISCAL YEARS 2023-2026 TRANSPORTATION IMPROVEMENT PROGRAM

COUNTY: FRANKLIN

ID	ORGANIZATION NAME/PROJECT TITLE/DESC	FUNDING CAT	IMPROVEMENTS		2023-2026 TOTAL	2023	2024	2025	2026
72300-23 New	MODOT - SL0068 I-44/MO VV/ MO UU AT ROHLFING CR, MO UU AT BUESHER CR, I-44 AT BRANCH OF BOURBEUSE R - CULVERT REHABILITATION LENGTH (mi): 0.72 AIR QUALITY STAT: Exempt - 93.126 PROJ PURPOSE: Preservation	STAC*	Culvert	PE ROW IMPL TOTAL	\$85,000 \$5,000 \$541,000 \$631,000	\$5,000 \$0 \$0 \$5,000	\$35,000 \$5,000 \$0 \$40,000	\$45,000 \$0 \$541,000 \$586,000	\$0 \$0 \$0 \$0
			Federal: \$0 State: \$631,000 Local: \$0						
					ESTIMATED TOTAL PROJECT COST: \$631,000				
72291-23 New	MODOT - SL0060 MO M TO OLD HIGHWAY 100 BRIDGE REHABILITATION LENGTH (mi): 0.65 AIR QUALITY STAT: Exempt - 93.126 PROJ PURPOSE: Preservation	NHPP	Rehabilitate Bridge(s)	PE ROW IMPL TOTAL	\$150,000 \$0 \$1,082,000 \$1,232,000	\$20,000 \$0 \$0 \$20,000	\$50,000 \$0 \$0 \$50,000	\$80,000 \$0 \$1,082,000 \$1,162,000	\$0 \$0 \$0 \$0
			Federal: \$985,600 State: \$246,400 Local: \$0						
					ESTIMATED TOTAL PROJECT COST: \$1,232,000				
7228K-23 New	MODOT - SL0035 MO 100 DUBOIS CREEK TO MO AT PAVEMENT RESURFACING, PAVEMENT REPAIRS, AND UPGRADE GUARDRAIL LENGTH (mi): 7.19 AIR QUALITY STAT: Exempt - 93.126 PROJ PURPOSE: Preservation	STAC*	Resurfacing	PE ROW IMPL TOTAL	\$543,000 \$0 \$2,214,000 \$2,757,000	\$100,000 \$0 \$0 \$100,000	\$200,000 \$0 \$0 \$200,000	\$243,000 \$0 \$2,214,000 \$2,457,000	\$0 \$0 \$0 \$0
			Federal: \$0 State: \$2,757,000 Local: \$0						
					ESTIMATED TOTAL PROJECT COST: \$2,757,000				
7217M-22 New	MODOT - 6P3635 MO 100 MO OO TO 0.8 MILES E/O MO 109 PAVEMENT RESURFACING AND SAFETY IMPROVEMENTS LENGTH (mi): 7.2 AIR QUALITY STAT: Exempt - 93.126 PROJ PURPOSE: Safety	NHPP	Feasibility/Planning Study	PE ROW IMPL TOTAL	\$1,110,000 \$0 \$12,397,000 \$13,507,000	\$200,000 \$0 \$0 \$200,000	\$347,000 \$0 \$0 \$347,000	\$563,000 \$0 \$12,397,000 \$12,960,000	\$0 \$0 \$0 \$0
			Federal: \$10,805,600 State: \$2,701,400 Local: \$0						
					ESTIMATED TOTAL PROJECT COST: \$13,607,000				
7216Y-22	MODOT - 6P3561 MO 100 WASHINGTON CROSSING TO E/O FIFTH STREET PAVEMENT RESURFACING, UPGRADE GUARDRAIL AND UPGRADE PEDESTRIAN FACILITIES LENGTH (mi): 1.97 AIR QUALITY STAT: Exempt - 93.126 PROJ PURPOSE: Preservation	NHPP	Resurfacing Pedestrian Facility	PE ROW IMPL TOTAL	\$141,000 \$0 \$1,842,000 \$1,983,000	\$141,000 \$0 \$1,842,000 \$1,983,000	\$0 \$0 \$0 \$0	\$0 \$0 \$0 \$0	\$0 \$0 \$0 \$0
			Federal: \$1,586,400 State: \$396,600 Local: \$0						
					ESTIMATED TOTAL PROJECT COST: \$2,029,000				

*Refer to Appendix E for details on advanced construction.

FISCAL YEARS 2023-2026 TRANSPORTATION IMPROVEMENT PROGRAM

COUNTY: FRANKLIN

ID	ORGANIZATION NAME/PROJECT TITLE/DESC	FUNDING CAT	IMPROVEMENTS		2023-2026 TOTAL	2023	2024	2025	2026
7228L-23 New	MODOT - SL0036 MO 100 MO AT TO 0.7 MILES EAST OF MO OO PAVEMENT RESURFACING/REPAIRS & UPGRADE GUARDRAIL LENGTH (mi): 8.62 AIR QUALITY STAT: Exempt - 93.126 PROJ PURPOSE: Preservation	STAC*	Resurfacing	PE ROW IMPL TOTAL	\$623,000 \$0 \$1,909,000 \$2,532,000	\$150,000 \$0 \$0 \$150,000	\$300,000 \$0 \$0 \$300,000	\$173,000 \$0 \$1,909,000 \$2,082,000	\$0 \$0 \$0 \$0
			Federal: State: Local:	\$0 \$2,532,000 \$0	ESTIMATED TOTAL PROJECT COST: \$2,532,000				
7230B-23 New	MODOT - SL0085 MO 185 MO 100 TO US 50 PAVEMENT PRESERVATION TREATMENT LENGTH (mi): 13.39 AIR QUALITY STAT: Exempt - 93.126 PROJ PURPOSE: Preservation	STAC*	Resurfacing	PE ROW IMPL TOTAL	\$64,000 \$0 \$500,000 \$564,000	\$64,000 \$0 \$500,000 \$564,000	\$0 \$0 \$0 \$0	\$0 \$0 \$0 \$0	\$0 \$0 \$0 \$0
			Federal: State: Local:	\$0 \$564,000 \$0	ESTIMATED TOTAL PROJECT COST: \$564,000				
7228I-23 New	MODOT - SL0033 MO 47 0.1 MILE NORTH OF MISSOURI AVE TO MO 100 PAVEMENT RESURFACING & UPGRADE GUARDRAIL LENGTH (mi): 1.32 AIR QUALITY STAT: Exempt - 93.126 PROJ PURPOSE: Preservation	STAC*	Resurfacing	PE ROW IMPL TOTAL	\$358,000 \$0 \$889,000 \$1,247,000	\$100,000 \$0 \$0 \$100,000	\$100,000 \$0 \$0 \$100,000	\$158,000 \$0 \$889,000 \$1,047,000	\$0 \$0 \$0 \$0
			Federal: State: Local:	\$0 \$1,247,000 \$0	ESTIMATED TOTAL PROJECT COST: \$1,247,000				
7228G-23 New	MODOT - SL0031 MO AP MO NN TO END OF MAINTENANCE PAVEMENT RESURFACING LENGTH (mi): 0.75 AIR QUALITY STAT: Exempt - 93.126 PROJ PURPOSE: Preservation	STATE	Resurfacing	PE ROW IMPL TOTAL	\$57,000 \$0 \$111,000 \$168,000	\$25,000 \$0 \$0 \$25,000	\$32,000 \$0 \$111,000 \$143,000	\$0 \$0 \$0 \$0	\$0 \$0 \$0 \$0
			Federal: State: Local:	\$0 \$168,000 \$0	ESTIMATED TOTAL PROJECT COST: \$168,000				
7219K-22	MODOT - 6S3563 MO CC OVER BRANCH OF BIG CREEK REPLACE BOX CULVERT LENGTH (mi): 0.01 AIR QUALITY STAT: Exempt - 93.126 PROJ PURPOSE: Preservation	STAC*	Culvert	PE ROW IMPL TOTAL	\$67,000 \$0 \$254,000 \$321,000	\$67,000 \$0 \$254,000 \$321,000	\$0 \$0 \$0 \$0	\$0 \$0 \$0 \$0	\$0 \$0 \$0 \$0
			Federal: State: Local:	\$0 \$321,000 \$0	ESTIMATED TOTAL PROJECT COST: \$358,000				

*Refer to Appendix E for details on advanced construction.

FISCAL YEARS 2023-2026 TRANSPORTATION IMPROVEMENT PROGRAM

COUNTY: FRANKLIN

ID	ORGANIZATION NAME/PROJECT TITLE/DESC	FUNDING CAT	IMPROVEMENTS		2023-2026 TOTAL	2023	2024	2025	2026	
7229H-23 New	MODOT - SL0059	STAC*	Rehabilitate Bridge(s)	PE	\$429,000	\$50,000	\$150,000	\$229,000	\$0	
	MO K		Replace Bridge(s)	ROW	\$0	\$0	\$0	\$0	\$0	
	AT MERAMEC RIVER & 2 LOCATIONS OVER BRUSH CR		IMPL	\$2,770,000	\$0	\$0	\$2,770,000	\$0		
	BRIDGE REHABILITATION AND REPLACEMENTS									
	LENGTH (mi): 14.34		Federal:	\$0	TOTAL	\$3,199,000	\$50,000	\$150,000	\$2,999,000	\$0
	AIR QUALITY STAT: Exempt - 93.126		State:	\$3,199,000	ESTIMATED TOTAL PROJECT COST: \$3,199,000					
PROJ PURPOSE: Preservation	Local:	\$0								
7219Y-22	MODOT - 6S3619	STAC*	Resurfacing 2 Lane Pvmt	PE	\$415,000	\$150,000	\$265,000	\$0	\$0	
	MO KK		ROW	\$0	\$0	\$0	\$0	\$0		
	MO C TO MO 185		IMPL	\$2,845,000	\$0	\$2,845,000	\$0	\$0		
	PAVEMENT RESURFACING									
	LENGTH (mi): 10.03		Federal:	\$0	TOTAL	\$3,260,000	\$150,000	\$3,110,000	\$0	\$0
	AIR QUALITY STAT: Exempt - 93.126		State:	\$3,260,000	ESTIMATED TOTAL PROJECT COST: \$3,410,000					
PROJ PURPOSE: Preservation	Local:	\$0								
6852O-18	MODOT - 6S3368	STAC*	Resurfacing 2 Lane Pvmt	PE	\$525,000	\$525,000	\$0	\$0	\$0	
	MO MM		Roadway Shoulders	ROW	\$0	\$0	\$0	\$0	\$0	
	MO 100 TO MO T		Culvert	IMPL	\$4,069,000	\$4,069,000	\$0	\$0	\$0	
	PAVEMENT RESURFACING, CURVE CORRECTIONS, REPLACE CULVERT, GUARDRAIL UPGRADE									
	LENGTH (mi): 4.14		Federal:	\$0	TOTAL	\$4,594,000	\$4,594,000	\$0	\$0	\$0
	AIR QUALITY STAT: Exempt - 93.126		State:	\$4,319,000	ESTIMATED TOTAL PROJECT COST: \$6,147,000					
PROJ PURPOSE: Safety	Local:	\$0								
7220E-22	MODOT - 6S3630	STAC*	Resurfacing	PE	\$418,000	\$200,000	\$218,000	\$0	\$0	
	MO N		ROW	\$0	\$0	\$0	\$0	\$0		
	MO 30 TO MO O & MO O TO END OF MAINTENANCE		IMPL	\$2,520,000	\$0	\$2,520,000	\$0	\$0		
	PAVEMENT RESURFACING									
	LENGTH (mi): 10.4		Federal:	\$0	TOTAL	\$2,938,000	\$200,000	\$2,738,000	\$0	\$0
	AIR QUALITY STAT: Exempt - 93.126		State:	\$2,938,000	ESTIMATED TOTAL PROJECT COST: \$3,088,000					
PROJ PURPOSE: Preservation	Local:	\$0								
7228M-23 New	MODOT - SL0037	STAC*	Resurfacing	PE	\$730,000	\$100,000	\$250,000	\$380,000	\$0	
	MO O		ROW	\$0	\$0	\$0	\$0	\$0		
	MO AT TO MO F		IMPL	\$3,553,000	\$0	\$0	\$3,553,000	\$0		
	PAVEMENT RESURFACING /REPAIRS & UPGRADE GUARDRAIL									
	LENGTH (mi): 12.13		Federal:	\$0	TOTAL	\$4,283,000	\$100,000	\$250,000	\$3,933,000	\$0
	AIR QUALITY STAT: Exempt - 93.126		State:	\$4,283,000	ESTIMATED TOTAL PROJECT COST: \$4,283,000					
PROJ PURPOSE: Preservation	Local:	\$0								

*Refer to Appendix E for details on advanced construction.

FISCAL YEARS 2023-2026 TRANSPORTATION IMPROVEMENT PROGRAM

COUNTY: FRANKLIN

ID	ORGANIZATION NAME/PROJECT TITLE/DESC	FUNDING CAT	IMPROVEMENTS		2023-2026 TOTAL	2023	2024	2025	2026
7228H-23 New	MODOT - SL0032 MO PP MO 30 TO END OF STATE MAINTENANCE PAVEMENT RESURFACING AND UPGRADE GUARDRAIL LENGTH (mi): 6.72 AIR QUALITY STAT: Exempt - 93.126 PROJ PURPOSE: Preservation	STATE	Resurfacing	PE ROW IMPL TOTAL	\$136,000 \$0 \$1,251,000 \$1,387,000	\$136,000 \$0 \$1,251,000 \$1,387,000	\$0 \$0 \$0 \$0	\$0 \$0 \$0 \$0	\$0 \$0 \$0 \$0
			Federal: \$0 State: \$1,387,000 Local: \$0						
					ESTIMATED TOTAL PROJECT COST: \$1,387,000				
5305D-11	MODOT - 6S2319 MO Y OVER CEDAR FORK CREEK BRIDGE REPLACEMENT LENGTH (mi): 0.22 AIR QUALITY STAT: Exempt - 93.126 PROJ PURPOSE: Preservation	NHPP	Replace Bridge(s)	PE ROW IMPL TOTAL	\$316,000 \$0 \$1,440,000 \$1,756,000	\$200,000 \$0 \$0 \$200,000	\$116,000 \$0 \$1,440,000 \$1,556,000	\$0 \$0 \$0 \$0	\$0 \$0 \$0 \$0
			Federal: \$1,428,000 State: \$328,000 Local: \$0						
					ESTIMATED TOTAL PROJECT COST: \$1,796,000				
6852P-18 New	MODOT - 6S3369 MO YY MO Y TO MO 185 PAVEMENT REPAIR & GUARDRAIL UPGRADES LENGTH (mi): 6.82 AIR QUALITY STAT: Exempt - 93.126 PROJ PURPOSE: Preservation	STAC*	Resurfacing 2 Lane Pvm Miscellaneous	PE ROW IMPL TOTAL	\$478,000 \$0 \$4,182,000 \$4,660,000	\$100,000 \$0 \$0 \$100,000	\$378,000 \$0 \$4,182,000 \$4,560,000	\$0 \$0 \$0 \$0	\$0 \$0 \$0 \$0
			Federal: \$0 State: \$4,660,000 Local: \$0						
					ESTIMATED TOTAL PROJECT COST: \$4,912,000				
7219V-22	MODOT - 6S3609 OR 44 CRAWFORD COUNTY LINE TO MO 47 PAVEMENT RESURFACING LENGTH (mi): 35.97 AIR QUALITY STAT: Exempt - 93.126 PROJ PURPOSE: Preservation	STAC*	Resurfacing 2 Lane Pvm	PE ROW IMPL TOTAL	\$623,000 \$0 \$4,592,000 \$5,215,000	\$200,000 \$0 \$0 \$200,000	\$423,000 \$0 \$4,592,000 \$5,015,000	\$0 \$0 \$0 \$0	\$0 \$0 \$0 \$0
			Federal: \$0 State: \$5,215,000 Local: \$0						
					ESTIMATED TOTAL PROJECT COST: \$5,265,000				
5307A-11 New	MODOT - 6P2350 US 50 WEST OF MO AT TO I-44 INTERSECTION IMPROVEMENTS (BRIDGE A6361) LENGTH (mi): 0.6 AIR QUALITY STAT: Exempt - 93.126 PROJ PURPOSE: Safety	NHPP	Intersection Improvement	PE ROW IMPL TOTAL	\$1,194,000 \$1,545,000 \$4,564,000 \$7,303,000	\$300,000 \$0 \$0 \$300,000	\$400,000 \$1,545,000 \$0 \$1,945,000	\$494,000 \$0 \$4,564,000 \$5,058,000	\$0 \$0 \$0 \$0
			Federal: \$5,872,400 State: \$1,430,600 Local: \$0						
					ESTIMATED TOTAL PROJECT COST: \$7,806,000				

*Refer to Appendix E for details on advanced construction.

FISCAL YEARS 2023-2026 TRANSPORTATION IMPROVEMENT PROGRAM

COUNTY: FRANKLIN

ID	ORGANIZATION NAME/PROJECT TITLE/DESC	FUNDING CAT	IMPROVEMENTS		2023-2026 TOTAL	2023	2024	2025	2026	
6990Z-20	MODOT - 6P3436	NHPP	Resurfacing	PE	\$444,000	\$444,000	\$0	\$0	\$0	
	US 50		Drainage Correction	ROW	\$0	\$0	\$0	\$0	\$0	
	WEST OF INDEPENDENCE RD TO MO 47			IMPL	\$5,742,000	\$5,742,000	\$0	\$0	\$0	
	RESURFACING, GUARDRAIL AND PED UPGRADES, AND PIPE REPLACEMENTS									
	LENGTH (mi): 2.42		Federal:	\$4,948,800	TOTAL	\$6,186,000	\$6,186,000	\$0	\$0	\$0
	AIR QUALITY STAT: Exempt - 93.126		State:	\$1,237,200						
	PROJ PURPOSE: Preservation		Local:	\$0	ESTIMATED TOTAL PROJECT COST: \$7,065,000					
7228W-23	MODOT - SL0047	NHPP	Resurfacing	PE	\$1,266,000	\$250,000	\$350,000	\$666,000	\$0	
	New US 50			ROW	\$0	\$0	\$0	\$0		
	GASCONADE CO. LINE TO MO C; MO BB TO INDEPENDENCE DR			IMPL	\$8,757,000	\$0	\$0	\$8,757,000	\$0	
	PAVEMENT RESURFACING/REPAIRS, AND UPGRADE GUARDRAIL									
	LENGTH (mi): 9.11		Federal:	\$8,018,400	TOTAL	\$10,023,000	\$250,000	\$350,000	\$9,423,000	\$0
	AIR QUALITY STAT: Exempt - 93.126		State:	\$2,004,600						
	PROJ PURPOSE: Preservation		Local:	\$0	ESTIMATED TOTAL PROJECT COST: \$10,023,000					
7160-22	NEW HAVEN - TAP-9901(664)	TAP-S	Bicycle Facilities	PE	\$0	\$0	\$0	\$0	\$0	
	NEW HAVEN MIDDLE SCHOOL SHARED USE PATH		Pedestrian Facility	ROW	\$0	\$0	\$0	\$0		
	NEW HAVEN PARK TRAIL TO MIDDLE SCHOOL			IMPL	\$224,968	\$224,968	\$0	\$0	\$0	
	SHARED USE PATH (10')									
	LENGTH (mi): 0.2		Federal:	\$156,263	TOTAL	\$224,968	\$224,968	\$0	\$0	\$0
	AIR QUALITY STAT: Exempt - 93.126		State:	\$0						
	PROJ PURPOSE: Sustainable Development		Local:	\$68,705	ESTIMATED TOTAL PROJECT COST: \$256,570					
7243-23	PACIFIC	STP-S	Resurfacing 2 Lane Pvmt	PE	\$95,651	\$95,651	\$0	\$0	\$0	
	New FOURTH STREET		Sidewalks	ROW	\$0	\$0	\$0	\$0		
	W. OSAGE ST TO DENTON RD		Roadway - Curb & Gutter	IMPL	\$1,028,251	\$0	\$0	\$1,028,251	\$0	
	RESURFACING - CURB-GUTTER - UPGRADE SIDEWALKS (5')									
	LENGTH (mi): 0.55		Federal:	\$899,120	TOTAL	\$1,123,902	\$95,651	\$0	\$1,028,251	\$0
	AIR QUALITY STAT: Exempt - 93.126		State:	\$0						
	PROJ PURPOSE: Preservation		Local:	\$224,782	ESTIMATED TOTAL PROJECT COST: \$1,123,902					
7210-22	PACIFIC - CMAQ-5419(615)	CMAQ	Right-turn lanes	PE	\$0	\$0	\$0	\$0	\$0	
	OSAGE ST		Intersection Improvement	ROW	\$150,000	\$150,000	\$0	\$0	\$0	
	AT FIRST STREET		Traffic Signals	IMPL	\$854,616	\$0	\$854,616	\$0	\$0	
	ADD RIGHT TURN LANE - INTERSECTION IMPROVEMENTS									
	LENGTH (mi): 0.1		Federal:	\$803,693	TOTAL	\$1,004,616	\$150,000	\$854,616	\$0	\$0
	AIR QUALITY STAT: Exempt - 93.127		State:	\$0						
	PROJ PURPOSE: Congestion		Local:	\$200,923	ESTIMATED TOTAL PROJECT COST: \$1,115,216					

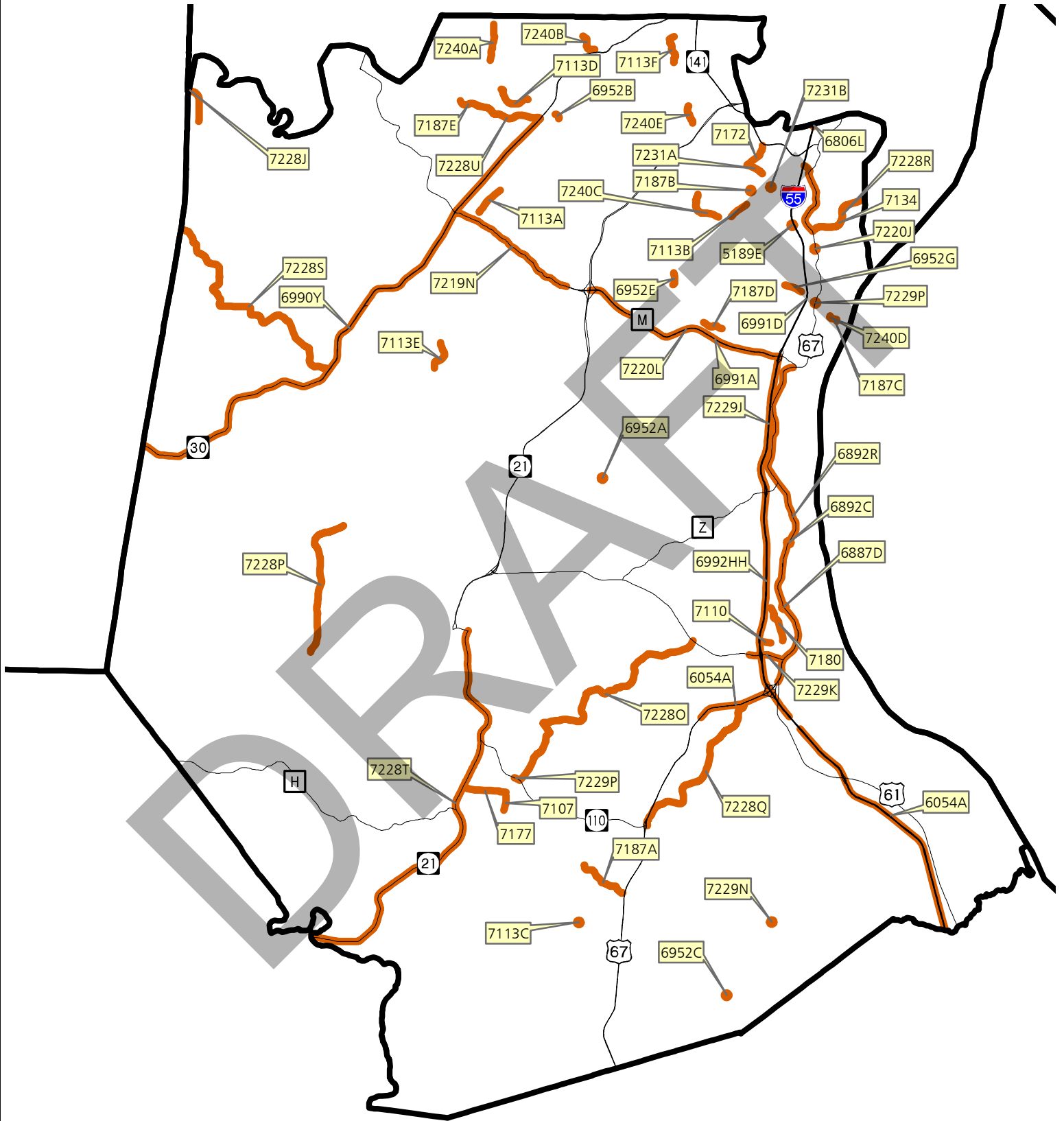
FISCAL YEARS 2023-2026 TRANSPORTATION IMPROVEMENT PROGRAM

COUNTY: FRANKLIN

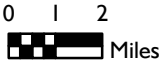
ID	ORGANIZATION NAME/PROJECT TITLE/DESC	FUNDING CAT	IMPROVEMENTS		2023-2026 TOTAL	2023	2024	2025	2026
7125A-23	UNION - STP-6200(616) UNION EXPRESSWAY MO 47/US 50 TO MO 47/OLD COUNTRY FARM RD NEW ROAD LENGTH (mi): 0.7 AIR QUALITY STAT: Regionally Significant PROJ PURPOSE: Congestion	STP-S	New 2-lane Roadway Intersection Improvement	PE	\$0	\$0	\$0	\$0	\$0
				ROW	\$0	\$0	\$0	\$0	\$0
				IMPL	\$9,265,891	\$9,265,891	\$0	\$0	\$0
				TOTAL	\$9,265,891	\$9,265,891	\$0	\$0	\$0
				Federal:	\$6,936,406				
				State:	\$0				
	Local:	\$2,329,485	ESTIMATED TOTAL PROJECT COST: \$10,209,736						
7199A-23	WASHINGTON - STP-4940(607) FRONT STREET, PHASE 2 STAFFORD ST TO JEFFERSON ST RESURFACING - CURB/GUTTER - UPGRADE SIDEWALKS LENGTH (mi): 0.51 AIR QUALITY STAT: Exempt - 93.126 PROJ PURPOSE: Preservation	STP-S	Resurfacing 2 Lane Pvmt Sidewalks Roadway - Curb & Gutter	PE	\$90,000	\$90,000	\$0	\$0	\$0
				ROW	\$5,000	\$0	\$5,000	\$0	\$0
				IMPL	\$962,000	\$0	\$0	\$962,000	\$0
				TOTAL	\$1,057,000	\$90,000	\$5,000	\$962,000	\$0
				Federal:	\$845,600				
				State:	\$0				
	Local:	\$211,400	ESTIMATED TOTAL PROJECT COST: \$1,057,000						
7199B-23	WASHINGTON - STP-4940(608) HIGH STREET, PHASE 2 FIFTH ST TO FRONT ST RESURFACING - CURB/GUTTER - UPGRADE SIDEWALK LENGTH (mi): 0.7 AIR QUALITY STAT: Exempt - 93.126 PROJ PURPOSE: Preservation	STP-S	Resurfacing 2 Lane Pvmt Roadway - Curb & Gutter Sidewalks	PE	\$90,000	\$90,000	\$0	\$0	\$0
				ROW	\$10,000	\$0	\$10,000	\$0	\$0
				IMPL	\$1,093,750	\$0	\$0	\$1,093,750	\$0
				TOTAL	\$1,193,750	\$90,000	\$10,000	\$1,093,750	\$0
				Federal:	\$955,000				
				State:	\$0				
	Local:	\$238,750	ESTIMATED TOTAL PROJECT COST: \$1,193,750						
6970-21	WASHINGTON - STP-6406(607) JEFFERSON STREET FIFTH ST TO MO 100 RESURFACING - SIDEWALK (5') - CURB & GUTTER LENGTH (mi): 1.02 AIR QUALITY STAT: Exempt - 93.126 PROJ PURPOSE: Preservation	STP-S	Resurfacing 2 Lane Pvmt Sidewalks Roadway - Curb & Gutter	PE	\$0	\$0	\$0	\$0	\$0
				ROW	\$0	\$0	\$0	\$0	\$0
				IMPL	\$1,344,925	\$1,344,925	\$0	\$0	\$0
				TOTAL	\$1,344,925	\$1,344,925	\$0	\$0	\$0
				Federal:	\$1,075,940				
				State:	\$0				
	Local:	\$268,985	ESTIMATED TOTAL PROJECT COST: \$1,469,925						
6971-21	WASHINGTON - STP-6400(627) WESTLINK DRIVE BLUFF RD TO W. MAIN ST. OVERLAY - IMPROVE INTERSECTION AT BLUFF RD LENGTH (mi): 1.02 AIR QUALITY STAT: Exempt - 93.126 PROJ PURPOSE: Preservation	STP-S	Resurfacing 2 Lane Pvmt Intersection Improvement	PE	\$0	\$0	\$0	\$0	\$0
				ROW	\$0	\$0	\$0	\$0	\$0
				IMPL	\$467,750	\$467,750	\$0	\$0	\$0
				TOTAL	\$467,750	\$467,750	\$0	\$0	\$0
				Federal:	\$374,200				
				State:	\$0				
	Local:	\$93,550	ESTIMATED TOTAL PROJECT COST: \$547,750						

FY 2023 - 2026 TIP Jefferson County Projects

DRAFT



June 2022



EAST-WEST GATEWAY
Council of Governments

DRAFT

This page intentionally left blank

FISCAL YEARS 2023-2026 TRANSPORTATION IMPROVEMENT PROGRAM

COUNTY: JEFFERSON

ID	ORGANIZATION NAME/PROJECT TITLE/DESC	FUNDING CAT	IMPROVEMENTS		2023-2026 TOTAL	2023	2024	2025	2026			
7172-25	ARNOLD - STP-5445(602) LONEDELL ROAD MISSOURI STATE RD TO POMME RD RESURFACING - SIDEWALK (6') LENGTH (mi): 0.85 AIR QUALITY STAT: Exempt - 93.126 PROJ PURPOSE: Preservation	STP-S	Resurfacing 2 Lane Pvmnt Sidewalks	PE	\$0	\$0	\$0	\$0	\$0			
				ROW	\$25,000	\$25,000	\$0	\$0	\$0			
				IMPL	\$1,755,228	\$0	\$0	\$1,755,228	\$0			
				TOTAL	\$1,780,228	\$25,000	\$0	\$1,755,228	\$0			
				ESTIMATED TOTAL PROJECT COST:					\$1,943,505			
				FUNDING:								
			Federal:	\$1,306,216								
			State:	\$0								
			Local:	\$474,012								
7231A-26 New	ARNOLD POMME ROAD LONEDELL RD TO ROCKVIEW LN RECONSTRUCTION - SIDEWALK (5') LENGTH (mi): 0.57 AIR QUALITY STAT: Exempt - 93.126 PROJ PURPOSE: Preservation	STP-S	Roadway Reconstruction Sidewalks Roadway - Curb & Gutter	PE	\$380,000	\$380,000	\$0	\$0	\$0			
				ROW	\$100,000	\$0	\$100,000	\$0	\$0			
				IMPL	\$2,720,000	\$0	\$0	\$0	\$2,720,000			
				TOTAL	\$3,200,000	\$380,000	\$100,000	\$0	\$2,720,000			
				ESTIMATED TOTAL PROJECT COST:					\$3,200,000			
				FUNDING:								
			Federal:	\$1,650,000								
			State:	\$0								
			Local:	\$1,550,000								
7231B-23 New	ARNOLD RICHARDSON ROAD AT OLD LEMAY FERRY RD INTERSECTION REALIGNMENT - LEFT TURN LANE LENGTH (mi): 0.1 AIR QUALITY STAT: Exempt - 93.127 PROJ PURPOSE: Congestion	CMAQ	Intersection Improvement Left-turn lanes	PE	\$92,000	\$92,000	\$0	\$0	\$0			
				ROW	\$130,000	\$0	\$130,000	\$0	\$0			
				IMPL	\$602,770	\$0	\$0	\$602,770	\$0			
				TOTAL	\$824,770	\$92,000	\$130,000	\$602,770	\$0			
				ESTIMATED TOTAL PROJECT COST:					\$824,770			
				FUNDING:								
			Federal:	\$659,816								
			State:	\$0								
			Local:	\$164,954								
7177-24	DE SOTO - STP-2201(602) CLARKE STREET MO 21 TO MAIN ST RESURFACING LENGTH (mi): 1.4 AIR QUALITY STAT: Exempt - 93.126 PROJ PURPOSE: Preservation	STP-S	Resurfacing 2 Lane Pvmnt	PE	\$0	\$0	\$0	\$0	\$0			
				ROW	\$0	\$0	\$0	\$0	\$0			
				IMPL	\$705,713	\$0	\$705,713	\$0	\$0			
				TOTAL	\$705,713	\$0	\$705,713	\$0	\$0			
				ESTIMATED TOTAL PROJECT COST:					\$765,211			
				FUNDING:								
			Federal:	\$528,871								
			State:	\$0								
			Local:	\$176,842								
7107-23	DE SOTO - STP-2200(613) N. MAIN STREET, PHASE 2 VALLEY PL TO WILLIAMS ST RESURFACING - SIDEWALK (6') - LIGHTING LENGTH (mi): 0.46 AIR QUALITY STAT: Exempt - 93.126 PROJ PURPOSE: Preservation	STP-S	Resurfacing 2 Lane Pvmnt Sidewalks Roadway - Curb & Gutter	PE	\$0	\$0	\$0	\$0	\$0			
				ROW	\$0	\$0	\$0	\$0	\$0			
				IMPL	\$823,442	\$823,442	\$0	\$0	\$0			
				TOTAL	\$823,442	\$823,442	\$0	\$0	\$0			
				ESTIMATED TOTAL PROJECT COST:					\$892,866			
				FUNDING:								
			Federal:	\$617,099								
			State:	\$0								
			Local:	\$206,343								

FISCAL YEARS 2023-2026 TRANSPORTATION IMPROVEMENT PROGRAM

COUNTY: JEFFERSON

ID	ORGANIZATION NAME/PROJECT TITLE/DESC	FUNDING CAT	IMPROVEMENTS		2023-2026 TOTAL	2023	2024	2025	2026
6997B-20	DISABILITY RESOURCE ASSOCIATION OPERATING ASSISTANCE TWO YEARS OPERATING ASSISTANCE LENGTH (mi): 0 AIR QUALITY STAT: Exempt - 93.126 PROJ PURPOSE: Access to Opportunity	S5310	Transit Operating Asst.	PE	\$0	\$0	\$0	\$0	\$0
				ROW	\$0	\$0	\$0	\$0	\$0
				IMPL	\$579,148	\$579,148	\$0	\$0	\$0
				TOTAL	\$579,148	\$579,148	\$0	\$0	\$0
				ESTIMATED TOTAL PROJECT COST:				\$933,984	
7264M-23 New	DISABILITY RESOURCE ASSOCIATION OPERATING ASSISTANCE TWO YEARS OPERATING EXPENSES LENGTH (mi): 0 AIR QUALITY STAT: Exempt - 93.126 PROJ PURPOSE: Access to Opportunity	S5310	Transit Operating Asst.	PE	\$0	\$0	\$0	\$0	\$0
				ROW	\$0	\$0	\$0	\$0	\$0
				IMPL	\$766,856	\$766,856	\$0	\$0	\$0
				TOTAL	\$766,856	\$766,856	\$0	\$0	\$0
				ESTIMATED TOTAL PROJECT COST:				\$766,856	
6996G-20	DISABILITY RESOURCE ASSOCIATION VEHICLE ACQUISITION THREE (3) LOWERED FLOOR ACCESSIBLE MINIVANS LENGTH (mi): 0 AIR QUALITY STAT: Exempt - 93.126 PROJ PURPOSE: Access to Opportunity	S5310	Transit Capital Imps.	PE	\$0	\$0	\$0	\$0	\$0
				ROW	\$0	\$0	\$0	\$0	\$0
				IMPL	\$121,977	\$121,977	\$0	\$0	\$0
				TOTAL	\$121,977	\$121,977	\$0	\$0	\$0
				ESTIMATED TOTAL PROJECT COST:				\$121,977	
7264C-23 New	DISABILITY RESOURCE ASSOCIATION VEHICLE AQUISITION ONE MINIVAN AND THREE LOWERED FLOOR MINIVANS LENGTH (mi): 0 AIR QUALITY STAT: Exempt - 93.126 PROJ PURPOSE: Access to Opportunity	S5310	Transit Capital Imps.	PE	\$0	\$0	\$0	\$0	\$0
				ROW	\$0	\$0	\$0	\$0	\$0
				IMPL	\$212,019	\$212,019	\$0	\$0	\$0
				TOTAL	\$212,019	\$212,019	\$0	\$0	\$0
				ESTIMATED TOTAL PROJECT COST:				\$212,019	
7180-24	FESTUS - STP-2608(605) N. MILL STREET MAIN ST TO CEDAR HEIGHTS DR (CITY LIMITS) RESURFACING - LIGHTING LENGTH (mi): 1.14 AIR QUALITY STAT: Exempt - 93.126 PROJ PURPOSE: Preservation	STP-S	Resurfacing 2 Lane Pvmt Lighting	PE	\$0	\$0	\$0	\$0	\$0
				ROW	\$0	\$0	\$0	\$0	\$0
				IMPL	\$945,682	\$0	\$945,682	\$0	\$0
				TOTAL	\$945,682	\$0	\$945,682	\$0	\$0
				ESTIMATED TOTAL PROJECT COST:				\$1,025,412	

FISCAL YEARS 2023-2026 TRANSPORTATION IMPROVEMENT PROGRAM

COUNTY: JEFFERSON

ID	ORGANIZATION NAME/PROJECT TITLE/DESC	FUNDING CAT	IMPROVEMENTS		2023-2026 TOTAL	2023	2024	2025	2026
7110-23	FESTUS - STP-2600(615) W. MAIN STREET, PHASE 2 HANCOCK CT TO PARK AVE RESURFACING - SIDEWALKS (6') - LIGHTING LENGTH (mi): 0.4 AIR QUALITY STAT: Exempt - 93.126 PROJ PURPOSE: Preservation	STP-S	Resurfacing 2 Lane Pvmnt Sidewalks Roadway - Curb & Gutter	PE	\$0	\$0	\$0	\$0	\$0
				ROW	\$0	\$0	\$0	\$0	\$0
				IMPL	\$631,650	\$631,650	\$0	\$0	\$0
				TOTAL	\$631,650	\$631,650	\$0	\$0	\$0
				Federal:	\$470,065				
				State:	\$0				
Local:	\$161,585	ESTIMATED TOTAL PROJECT COST: \$690,408							
6952A-21	JEFFERSON COUNTY - STP-5403(695) ALLEN ROAD BRIDGE OVER SANDY CREEK REPLACE BRIDGE LENGTH (mi): 0.1 AIR QUALITY STAT: Exempt - 93.126 PROJ PURPOSE: Preservation	STP-S	Replace Bridge(s)	PE	\$0	\$0	\$0	\$0	\$0
				ROW	\$0	\$0	\$0	\$0	\$0
				IMPL	\$1,206,000	\$1,206,000	\$0	\$0	\$0
				TOTAL	\$1,206,000	\$1,206,000	\$0	\$0	\$0
				Federal:	\$964,800				
				State:	\$0				
Local:	\$241,200	ESTIMATED TOTAL PROJECT COST: \$1,405,000							
7113D-22	JEFFERSON COUNTY - STP-5460(605) ANTIRE ROAD 400' N/O CRESTVIEW DR TO 200' E/O SUNSHINE DR OVERLAY - SHOULDER (4') - CURVE IMPR. - SIGNAGE - RUMBLESTRIP LENGTH (mi): 1.19 AIR QUALITY STAT: Exempt - 93.126 PROJ PURPOSE: Safety	STP-S	Widening to 12' Lanes Resurfacing 2 Lane Pvmnt Roadway Shoulders	PE	\$0	\$0	\$0	\$0	\$0
				ROW	\$0	\$0	\$0	\$0	\$0
				IMPL	\$1,310,000	\$1,310,000	\$0	\$0	\$0
				TOTAL	\$1,310,000	\$1,310,000	\$0	\$0	\$0
				Federal:	\$917,000				
				State:	\$0				
Local:	\$393,000	ESTIMATED TOTAL PROJECT COST: \$1,400,000							
7240A-25 New	JEFFERSON COUNTY ANTIRE ROAD - 2026 BROOKSIDE DR TO LAUREL LN OVERLAY - SHOULDERS (4') - RUMBLE STRIPS LENGTH (mi): 1 AIR QUALITY STAT: Exempt - 93.126 PROJ PURPOSE: Safety	STP-S	Resurfacing 2 Lane Pvmnt Roadway Shoulders	PE	\$0	\$0	\$0	\$0	\$0
				ROW	\$288,526	\$0	\$0	\$288,526	\$0
				IMPL	\$1,206,474	\$0	\$0	\$0	\$1,206,474
				TOTAL	\$1,495,000	\$0	\$0	\$288,526	\$1,206,474
				Federal:	\$1,046,500				
				State:	\$0				
Local:	\$448,500	ESTIMATED TOTAL PROJECT COST: \$1,495,000							
7240B-25 New	JEFFERSON COUNTY BRENNAN ROAD EAGLE DR TO LITTLE BRENNAN RD SHOULDERS (4') - OVERLAY - RUMBLE STRIPS LENGTH (mi): 0.7 AIR QUALITY STAT: Exempt - 93.126 PROJ PURPOSE: Safety	STP-S	Roadway Shoulders Resurfacing 2 Lane Pvmnt	PE	\$0	\$0	\$0	\$0	\$0
				ROW	\$45,000	\$0	\$0	\$45,000	\$0
				IMPL	\$1,301,259	\$0	\$0	\$0	\$1,301,259
				TOTAL	\$1,346,259	\$0	\$0	\$45,000	\$1,301,259
				Federal:	\$1,077,007				
				State:	\$0				
Local:	\$269,252	ESTIMATED TOTAL PROJECT COST: \$1,346,259							

FISCAL YEARS 2023-2026 TRANSPORTATION IMPROVEMENT PROGRAM

COUNTY: JEFFERSON

ID	ORGANIZATION NAME/PROJECT TITLE/DESC	FUNDING CAT	IMPROVEMENTS		2023-2026 TOTAL	2023	2024	2025	2026			
5189E-23	JEFFERSON COUNTY - BRO-B050(024) COMMERCE DRIVE BRIDGE OVER BLACK CREEK BRIDGE REPLACEMENT LENGTH (mi): 0.1 AIR QUALITY STAT: Exempt - 93.126 PROJ PURPOSE: Preservation	BRO	Rehabilitate Bridge(s)	PE	\$0	\$0	\$0	\$0	\$0			
				ROW	\$50,000	\$50,000	\$0	\$0				
				IMPL	\$755,345	\$0	\$755,345	\$0				
				TOTAL	\$805,345	\$50,000	\$755,345	\$0				
				ESTIMATED TOTAL PROJECT COST:					\$955,345			
				Federal:	\$604,276							
				State:	\$0							
Local:	\$201,069											
7113E-23	JEFFERSON COUNTY - STP-9901(657) DULIN CREEK ROAD MEYER LN TO LOCAL HILLSBORO RD OVERLAY - SHOULDER (4') - RUMBLE STRIPS - SIGNAGE LENGTH (mi): 1 AIR QUALITY STAT: Exempt - 93.126 PROJ PURPOSE: Safety	STP-S	Resurfacing 2 Lane Pvmnt Roadway Shoulders	PE	\$0	\$0	\$0	\$0	\$0			
				ROW	\$125,000	\$125,000	\$0	\$0				
				IMPL	\$915,483	\$0	\$915,483	\$0				
				TOTAL	\$1,040,483	\$125,000	\$915,483	\$0				
				ESTIMATED TOTAL PROJECT COST:					\$1,040,483			
				Federal:	\$832,386							
				State:	\$0							
Local:	\$208,097											
7240C-25 New	JEFFERSON COUNTY EAST ROCK CREEK ROAD GARY RD TO OLD LEMAY FERRY RD - REALIGN AT EHLERS OVERLAY - SHOULDERS (4') - RUMBLE STRIPS LENGTH (mi): 1.1 AIR QUALITY STAT: Exempt - 93.126 PROJ PURPOSE: Safety	STP-S	Resurfacing 2 Lane Pvmnt Roadway Shoulders	PE	\$0	\$0	\$0	\$0	\$0			
				ROW	\$350,000	\$0	\$0	\$350,000				
				IMPL	\$2,150,000	\$0	\$0	\$0				
				TOTAL	\$2,500,000	\$0	\$0	\$350,000				
				ESTIMATED TOTAL PROJECT COST:					\$2,500,000			
				Federal:	\$2,000,000							
				State:	\$0							
Local:	\$500,000											
7240D-25 New	JEFFERSON COUNTY FIFTH-FOURTH-BECKETT STREETS 5TH: HIGH-BECKETT; BECKETT; 5TH-4TH; 4TH: BECK-MARKET SIDEWALK (6'-8') - SHARED USE PATH (10') - LIGHTING LENGTH (mi): 0.15 AIR QUALITY STAT: Exempt - 93.126 PROJ PURPOSE: Sustainable Development	TAP-S	Sidewalks Bicycle Facilities Drainage Correction	PE	\$0	\$0	\$0	\$0	\$0			
				ROW	\$30,000	\$0	\$0	\$30,000				
				IMPL	\$1,110,713	\$0	\$0	\$0				
				TOTAL	\$1,140,713	\$0	\$0	\$30,000				
				ESTIMATED TOTAL PROJECT COST:					\$1,140,713			
				Federal:	\$798,499							
				State:	\$0							
Local:	\$342,214											
7187A-23	JEFFERSON COUNTY - STP-5445(603) FLUCOM ROAD HENCHER RD TO ATHENA SCHOOL RD OVERLAY - SHOULDERS (4') - RUMBLESTRIPS LENGTH (mi): 1.65 AIR QUALITY STAT: Exempt - 93.126 PROJ PURPOSE: Safety	STP-S	Paving Roadway Shoulders	PE	\$120,000	\$120,000	\$0	\$0	\$0			
				ROW	\$75,000	\$0	\$75,000	\$0				
				IMPL	\$1,444,000	\$0	\$0	\$1,444,000				
				TOTAL	\$1,639,000	\$120,000	\$75,000	\$1,444,000				
				ESTIMATED TOTAL PROJECT COST:					\$1,639,000			
				Federal:	\$1,215,200							
				State:	\$0							
Local:	\$423,800											

FISCAL YEARS 2023-2026 TRANSPORTATION IMPROVEMENT PROGRAM

COUNTY: JEFFERSON

ID	ORGANIZATION NAME/PROJECT TITLE/DESC	FUNDING CAT	IMPROVEMENTS		2023-2026 TOTAL	2023	2024	2025	2026
7113A-23	JEFFERSON COUNTY - STP-5434(607) GRAVOIS ROAD 450' N/O INDIAN SPRINGS RD TO DELLWOOD LN RESURFACING - RESTRIPE FOR TWTL - SHARED USE PATH (8') LENGTH (mi): 0.96 AIR QUALITY STAT: Not Regionally Significant PROJ PURPOSE: Safety	STP-S	Resurfacing Bicycle Facilities Lighting	PE	\$0	\$0	\$0	\$0	\$0
				ROW	\$45,000	\$45,000	\$0	\$0	
				IMPL	\$1,375,000	\$0	\$1,375,000	\$0	
				TOTAL	\$1,420,000	\$45,000	\$1,375,000	\$0	
				Federal:	\$994,000				
				State:	\$0				
				Local:	\$426,000				
ESTIMATED TOTAL PROJECT COST:					\$1,420,000				
7187B-23	JEFFERSON COUNTY - STP-5445(604) HARMONY HILLS ROAD BRIDGE OVER POMME CREEK REPLACE BRIDGE LENGTH (mi): 0.1 AIR QUALITY STAT: Exempt - 93.126 PROJ PURPOSE: Preservation	STP-S	Replace Bridge(s)	PE	\$150,000	\$150,000	\$0	\$0	\$0
				ROW	\$100,000	\$0	\$100,000	\$0	
				IMPL	\$577,436	\$0	\$0	\$577,436	
				TOTAL	\$827,436	\$150,000	\$100,000	\$577,436	
				Federal:	\$661,949				
				State:	\$0				
				Local:	\$165,487				
ESTIMATED TOTAL PROJECT COST:					\$827,436				
6952B-21	JEFFERSON COUNTY - STP-5403(696) HUNNING ROAD ELIZABETH LN TO APPROX. 300' N/O CINPHANY CT REALIGN CURVE - SHOULDERS (4') - GUARDRAIL LENGTH (mi): 0.2 AIR QUALITY STAT: Exempt - 93.126 PROJ PURPOSE: Safety	STP-S	Roadway Realignment Culvert Roadway Shoulders	PE	\$0	\$0	\$0	\$0	\$0
				ROW	\$0	\$0	\$0	\$0	
				IMPL	\$981,000	\$981,000	\$0	\$0	
				TOTAL	\$981,000	\$981,000	\$0	\$0	
				Federal:	\$784,800				
				State:	\$0				
				Local:	\$196,200				
ESTIMATED TOTAL PROJECT COST:					\$1,176,000				
7240E-25 New	JEFFERSON COUNTY KONERT ROAD KONERT VALLEY RD TO BREEZY OAK LN OVERLAY - SHOULDERS (4') - RUMBLE STRIPS LENGTH (mi): 0.75 AIR QUALITY STAT: Exempt - 93.126 PROJ PURPOSE: Safety	STP-S	Resurfacing 2 Lane Pvm Roadway - Curb & Gutter Drainage Correction	PE	\$0	\$0	\$0	\$0	\$0
				ROW	\$140,000	\$0	\$0	\$140,000	
				IMPL	\$1,240,000	\$0	\$0	\$0	
				TOTAL	\$1,380,000	\$0	\$0	\$140,000	
				Federal:	\$1,104,000				
				State:	\$0				
				Local:	\$276,000				
ESTIMATED TOTAL PROJECT COST:					\$1,380,000				
6952C-21	JEFFERSON COUNTY - STP-5403(697) LAGUNA PALMA ROAD & MCGEHAN ROAD BRIDGES OVER BOYD BRANCH & TRIBUTARY OF JOACHIM CREEK REPLACE BRIDGES LENGTH (mi): 0.1 AIR QUALITY STAT: Exempt - 93.126 PROJ PURPOSE: Preservation	STP-S	Replace Bridge(s)	PE	\$0	\$0	\$0	\$0	\$0
				ROW	\$0	\$0	\$0	\$0	
				IMPL	\$1,722,000	\$1,722,000	\$0	\$0	
				TOTAL	\$1,722,000	\$1,722,000	\$0	\$0	
				Federal:	\$1,377,600				
				State:	\$0				
				Local:	\$344,400				
ESTIMATED TOTAL PROJECT COST:					\$1,770,000				

FISCAL YEARS 2023-2026 TRANSPORTATION IMPROVEMENT PROGRAM

COUNTY: JEFFERSON

ID	ORGANIZATION NAME/PROJECT TITLE/DESC	FUNDING CAT	IMPROVEMENTS		2023-2026 TOTAL	2023	2024	2025	2026
7187C-24	JEFFERSON COUNTY - STP-5507(607) MARKET STREET FOURTH ST TO FRONT ST RECONSTRUCTION - SIDEWALKS(8') - LIGHTING LENGTH (mi): 0.17 AIR QUALITY STAT: Exempt - 93.126 PROJ PURPOSE: Preservation	STP-S	Roadway Reconstruction	PE	\$0	\$0	\$0	\$0	\$0
			Drainage Correction	ROW	\$30,000	\$0	\$30,000	\$0	\$0
			Sidewalks	IMPL	\$1,412,589	\$0	\$0	\$1,412,589	\$0
				TOTAL	\$1,442,589	\$0	\$30,000	\$1,412,589	\$0
				ESTIMATED TOTAL PROJECT COST: \$1,442,589					
7113C-23	JEFFERSON COUNTY - STP-5444(601) MT. OLIVE RD BRIDGE OVER MCMULLEN BRANCH REPLACE BRIDGE - SHOULDERS (4') LENGTH (mi): 0.1 AIR QUALITY STAT: Exempt - 93.126 PROJ PURPOSE: Preservation	STP-S	Replace Bridge(s)	PE	\$0	\$0	\$0	\$0	\$0
			Roadway Shoulders	ROW	\$0	\$0	\$0	\$0	\$0
				IMPL	\$1,146,200	\$0	\$1,146,200	\$0	\$0
				TOTAL	\$1,146,200	\$0	\$1,146,200	\$0	\$0
				ESTIMATED TOTAL PROJECT COST: \$1,172,100					
7187D-23	JEFFERSON COUNTY - STP-5445(605) OLD HIGHWAY M GLENSTONE DR TO CHASTEEN LN REALIGNMENT - SHOULDERS (4') - OVERLAY - RUMBLE STRIP LENGTH (mi): 0.7 AIR QUALITY STAT: Exempt - 93.126 PROJ PURPOSE: Safety	STP-S	Roadway Realignment	PE	\$100,000	\$100,000	\$0	\$0	\$0
			Roadway Shoulders	ROW	\$175,000	\$0	\$175,000	\$0	\$0
			Paving	IMPL	\$1,423,800	\$0	\$0	\$1,423,800	\$0
				TOTAL	\$1,698,800	\$100,000	\$175,000	\$1,423,800	\$0
				ESTIMATED TOTAL PROJECT COST: \$1,698,800					
7113B-23	JEFFERSON COUNTY - STP-5461(613) OLD LEMAY FERRY RD, PHASE 3 VOGEL RD TO SPRING FOREST RD RECONSTRUCTION - SHOULDERS (5') LENGTH (mi): 0.55 AIR QUALITY STAT: Exempt - 93.126 PROJ PURPOSE: Preservation	STP-S	Roadway Reconstruction	PE	\$0	\$0	\$0	\$0	\$0
			Roadway - Curb & Gutter	ROW	\$185,000	\$185,000	\$0	\$0	\$0
			Roadway Shoulders	IMPL	\$1,648,200	\$0	\$1,648,200	\$0	\$0
				TOTAL	\$1,833,200	\$185,000	\$1,648,200	\$0	\$0
				ESTIMATED TOTAL PROJECT COST: \$1,833,200					
6952E-21	JEFFERSON COUNTY - STP-5461(611) OLD LEMAY FERRY ROAD 0.42 MI. S/O REGENCY WOODS PL TO KNEFF RD SAFETY IMPROVEMENTS - SHOULDERS (4') - HIGH FRICTION TREATMENT LENGTH (mi): 0.99 AIR QUALITY STAT: Exempt - 93.126 PROJ PURPOSE: Safety	STP-S	Roadway Shoulders	PE	\$0	\$0	\$0	\$0	\$0
			Miscellaneous	ROW	\$0	\$0	\$0	\$0	\$0
			Resurfacing	IMPL	\$1,652,970	\$1,652,970	\$0	\$0	\$0
				TOTAL	\$1,652,970	\$1,652,970	\$0	\$0	\$0
				ESTIMATED TOTAL PROJECT COST: \$2,161,683					

FISCAL YEARS 2023-2026 TRANSPORTATION IMPROVEMENT PROGRAM

COUNTY: JEFFERSON

ID	ORGANIZATION NAME/PROJECT TITLE/DESC	FUNDING CAT	IMPROVEMENTS		2023-2026 TOTAL	2023	2024	2025	2026
7113F-23	JEFFERSON COUNTY - STP-5469(603) SALINE ROAD NORTHWEST BLVD TO 400' S/O MEMORY LN OVERLAY - SHOULDERS (4') - RUMBLE STRIPS - SIGNAGE LENGTH (mi): 0.98 AIR QUALITY STAT: Exempt - 93.126 PROJ PURPOSE: Safety	STP-S	Widening to 12' Lanes Roadway Shoulders Resurfacing	PE	\$0	\$0	\$0	\$0	\$0
				ROW	\$225,000	\$225,000	\$0	\$0	
				IMPL	\$1,199,800	\$0	\$1,199,800	\$0	
				TOTAL	\$1,424,800	\$225,000	\$1,199,800	\$0	
				ESTIMATED TOTAL PROJECT COST: \$1,424,800					
				Local:	\$427,440				
6952G-21	JEFFERSON COUNTY - STP-5461(612) SECKMAN ROAD, PHASE 2 700' W/O OUTER RD TO 400' E/O MASTODON PARK ENT. SHOULDER (8') - OVERLAY - CURB & GUTTER - SAFETY IMPR. LENGTH (mi): 0.56 AIR QUALITY STAT: Exempt - 93.126 PROJ PURPOSE: Safety	STP-S	Roadway Shoulders Roadway - Curb & Gutter Resurfacing 2 Lane Pvmnt	PE	\$0	\$0	\$0	\$0	\$0
				ROW	\$0	\$0	\$0	\$0	
				IMPL	\$1,247,140	\$1,247,140	\$0	\$0	
				TOTAL	\$1,247,140	\$1,247,140	\$0	\$0	
				ESTIMATED TOTAL PROJECT COST: \$1,357,140					
				Local:	\$374,142				
7187E-24	JEFFERSON COUNTY - STP-5445(606) TWIN RIVER ROAD BYRNES MILL RD/MO PP TO OSAGE DR OVERLAY - SHOULDERS (4') - RUMBLE STRIP LENGTH (mi): 0.6 AIR QUALITY STAT: Exempt - 93.126 PROJ PURPOSE: Safety	STP-S	Paving Roadway Shoulders	PE	\$0	\$0	\$0	\$0	\$0
				ROW	\$220,000	\$0	\$220,000	\$0	
				IMPL	\$1,080,000	\$0	\$0	\$1,080,000	
				TOTAL	\$1,300,000	\$0	\$220,000	\$1,080,000	
				ESTIMATED TOTAL PROJECT COST: \$1,300,000					
				Local:	\$260,000				
7229J-23 New	MODOT - SL0061 I-55 MO M TO MO Z BRIDGE REHAB, RESURFACING, & UPGRADE GUARDRAIL LENGTH (mi): 4.09 AIR QUALITY STAT: Exempt - 93.126 PROJ PURPOSE: Preservation	NHPP	Resurfacing Rehabilitate Bridge(s)	PE	\$1,042,000	\$1,042,000	\$0	\$0	\$0
				ROW	\$0	\$0	\$0	\$0	
				IMPL	\$6,439,000	\$6,439,000	\$0	\$0	
				TOTAL	\$7,481,000	\$7,481,000	\$0	\$0	
				ESTIMATED TOTAL PROJECT COST: \$7,481,000					
				Local:	\$0				
6992HH-24	MODOT - 6I3526B I-55 1.5 MI N/O MO Z TO 1 MILE S/O US 67 ADD LANES AND BRIDGE REHABILITATION LENGTH (mi): 8.8 AIR QUALITY STAT: Regionally Significant PROJ PURPOSE: Congestion	NHPP	Widening 4 to 6 Lanes Rehabilitate Bridge(s)	PE	\$11,090,000	\$11,090,000	\$0	\$0	\$0
				ROW	\$5,000	\$5,000	\$0	\$0	
				IMPL	\$92,702,000	\$92,702,000	\$0	\$0	
				TOTAL	\$103,797,000	\$103,797,000	\$0	\$0	
				ESTIMATED TOTAL PROJECT COST: \$106,697,000					
				Local:	\$0				

FISCAL YEARS 2023-2026 TRANSPORTATION IMPROVEMENT PROGRAM

COUNTY: JEFFERSON

ID	ORGANIZATION NAME/PROJECT TITLE/DESC	FUNDING CAT	IMPROVEMENTS		2023-2026 TOTAL	2023	2024	2025	2026
6054A-23 New	MODOT - SL0020 I-55/US 67 I-55:1.5 MI N/O MO Z TO 1 MI S/O US 67; US 67: I-55 TO BUCK CREEK RO - ADD LANES AND BRIDGE REHAB LENGTH (mi): 12.59 AIR QUALITY STAT: Regionally Significant PROJ PURPOSE: Congestion	NHPP	Widening 2 to 3 Lanes Replace Bridge(s) Interchange Revision	PE ROW IMPL	\$15,920,000 \$1,000,000 \$113,220,000	\$15,920,000 \$1,000,000 \$113,220,000	\$0 \$0 \$0	\$0 \$0 \$0	\$0 \$0 \$0
			Federal: \$117,126,000 State: \$13,014,000 Local: \$0	TOTAL	\$130,140,000	\$130,140,000	\$0	\$0	\$0
					ESTIMATED TOTAL PROJECT COST: \$130,140,000				
7229P-23 New	MODOT - SL0069 MO 110/US 61 MO 110: OVER UPRR & JOACHIM CR; US 61 OVER ROCK CR BRIDGE REHABILITATIONS LENGTH (mi): 0.45 AIR QUALITY STAT: Exempt - 93.126 PROJ PURPOSE: Preservation	STAC*	Rehabilitate Bridge(s)	PE ROW IMPL	\$265,000 \$0 \$1,623,000	\$30,000 \$0 \$0	\$100,000 \$0 \$0	\$135,000 \$0 \$1,623,000	\$0 \$0 \$0
			Federal: \$0 State: \$1,888,000 Local: \$0	TOTAL	\$1,888,000	\$30,000	\$100,000	\$1,758,000	\$0
					ESTIMATED TOTAL PROJECT COST: \$1,888,000				
6806N-18	MODOT - 6P3288 MO 21 VARIOUS LOCATIONS BRIDGE REHABILITATIONS A2941, A2942, A2943, A2944, A2945, A2956, A2957, A2958 LENGTH (mi): 0.85 AIR QUALITY STAT: Exempt - 93.126 PROJ PURPOSE: Preservation	NHPP	Rehabilitate Bridge(s)	PE ROW IMPL	\$896,000 \$0 \$12,333,000	\$896,000 \$0 \$12,333,000	\$0 \$0 \$0	\$0 \$0 \$0	\$0 \$0 \$0
			Federal: \$10,583,200 State: \$2,645,800 Local: \$0	TOTAL	\$13,229,000	\$13,229,000	\$0	\$0	\$0
					ESTIMATED TOTAL PROJECT COST: \$13,885,000				
7228T-23 New	MODOT - SL0044 MO 21 MO B TO WASHINGTON COUNTY LINE PAVEMENT RESURFACING AND UPGRADE GUARDRAIL LENGTH (mi): 13.98 AIR QUALITY STAT: Exempt - 93.126 PROJ PURPOSE: Preservation	STAC*	Resurfacing	PE ROW IMPL	\$723,000 \$0 \$4,339,000	\$50,000 \$0 \$0	\$175,000 \$0 \$0	\$175,000 \$0 \$0	\$323,000 \$0 \$4,339,000
			Federal: \$0 State: \$5,062,000 Local: \$0	TOTAL	\$5,062,000	\$50,000	\$175,000	\$175,000	\$4,662,000
					ESTIMATED TOTAL PROJECT COST: \$5,062,000				
7228R-23 New	MODOT - SL0042 MO 231 MERAMEC RIVER TO US 61 PAVEMENT RESURFACING AND UPGRADE GUARDRAIL LENGTH (mi): 2.19 AIR QUALITY STAT: Exempt - 93.126 PROJ PURPOSE: Preservation	NHPP	Resurfacing	PE ROW IMPL	\$301,000 \$0 \$790,000	\$50,000 \$0 \$0	\$150,000 \$0 \$0	\$101,000 \$0 \$790,000	\$0 \$0 \$0
			Federal: \$872,800 State: \$218,200 Local: \$0	TOTAL	\$1,091,000	\$50,000	\$150,000	\$891,000	\$0
					ESTIMATED TOTAL PROJECT COST: \$1,091,000				

*Refer to Appendix E for details on advanced construction.

FISCAL YEARS 2023-2026 TRANSPORTATION IMPROVEMENT PROGRAM

COUNTY: JEFFERSON

ID	ORGANIZATION NAME/PROJECT TITLE/DESC	FUNDING CAT	IMPROVEMENTS		2023-2026 TOTAL	2023	2024	2025	2026
7229K-23 New	MODOT - SL0062 MO A COLLINS ROAD TO US 61 PAVEMENT RESURFACING & REPLACE SIGNALS LENGTH (mi): 1.09 AIR QUALITY STAT: Exempt - 93.126 PROJ PURPOSE: Preservation	STAC*	Resurfacing Traffic Signals	PE ROW IMPL TOTAL	\$197,000 \$0 \$1,126,000 \$1,323,000	\$197,000 \$0 \$1,126,000 \$1,323,000	\$0 \$0 \$0 \$0	\$0 \$0 \$0 \$0	\$0 \$0 \$0 \$0
			Federal: \$0 State: \$1,323,000 Local: \$0						
					ESTIMATED TOTAL PROJECT COST: \$1,323,000				
7228P-23 New	MODOT - SL0040 MO C MO B TO MO Y PAVEMENT RESURFACING/ REPAIRS & UPGRADE GUARDRAIL LENGTH (mi): 4.66 AIR QUALITY STAT: Exempt - 93.126 PROJ PURPOSE: Preservation	STAC*	Resurfacing	PE ROW IMPL TOTAL	\$400,000 \$0 \$1,498,000 \$1,898,000	\$200,000 \$0 \$0 \$200,000	\$200,000 \$0 \$1,498,000 \$1,698,000	\$0 \$0 \$0 \$0	\$0 \$0 \$0 \$0
			Federal: \$0 State: \$1,898,000 Local: \$0						
					ESTIMATED TOTAL PROJECT COST: \$1,898,000				
7228Q-23 New	MODOT - SL0041 MO CC US 67 TO MO 110 PAVEMENT RESURFACING & UPGRADE GUARDRAIL LENGTH (mi): 5.74 AIR QUALITY STAT: Exempt - 93.126 PROJ PURPOSE: Preservation	STAC*	Resurfacing	PE ROW IMPL TOTAL	\$369,000 \$0 \$1,035,000 \$1,404,000	\$200,000 \$0 \$0 \$200,000	\$169,000 \$0 \$1,035,000 \$1,204,000	\$0 \$0 \$0 \$0	\$0 \$0 \$0 \$0
			Federal: \$0 State: \$1,404,000 Local: \$0						
					ESTIMATED TOTAL PROJECT COST: \$1,404,000				
6991A-19	MODOT - 6S3432 MO M AT ST LUKE'S CHURCH RD AND MOSS HOLLOW RD ADD J-TURNS LENGTH (mi): 1.22 AIR QUALITY STAT: Exempt - 93.126 PROJ PURPOSE: Safety	HSIP	Miscellaneous	PE ROW IMPL TOTAL	\$103,000 \$0 \$1,485,000 \$1,588,000	\$103,000 \$0 \$1,485,000 \$1,588,000	\$0 \$0 \$0 \$0	\$0 \$0 \$0 \$0	\$0 \$0 \$0 \$0
			Federal: \$1,429,200 State: \$158,800 Local: \$0						
					ESTIMATED TOTAL PROJECT COST: \$1,764,000				
7220L-22	MODOT - 6S3652 MO M MO 21 TO METROPOLITAN BOULEVARD PAVEMENT RESURFACING LENGTH (mi): 6.73 AIR QUALITY STAT: Exempt - 93.126 PROJ PURPOSE: Preservation	NHPP	Resurfacing	PE ROW IMPL TOTAL	\$195,000 \$0 \$1,576,000 \$1,771,000	\$70,000 \$0 \$0 \$70,000	\$125,000 \$0 \$1,576,000 \$1,701,000	\$0 \$0 \$0 \$0	\$0 \$0 \$0 \$0
			Federal: \$1,416,800 State: \$354,200 Local: \$0						
					ESTIMATED TOTAL PROJECT COST: \$1,786,000				

*Refer to Appendix E for details on advanced construction.

FISCAL YEARS 2023-2026 TRANSPORTATION IMPROVEMENT PROGRAM

COUNTY: JEFFERSON

ID	ORGANIZATION NAME/PROJECT TITLE/DESC	FUNDING CAT	IMPROVEMENTS		2023-2026 TOTAL	2023	2024	2025	2026
7219N-22	MODOT - 6S3575 MO MM MO 30 TO BUCKEYE VALLEY ROAD PAVEMENT RESURFACING LENGTH (mi): 4.74 AIR QUALITY STAT: Exempt - 93.126 PROJ PURPOSE: Preservation	NHPP	Resurfacing 2 Lane Pvmnt	PE ROW IMPL TOTAL	\$158,000 \$5,000 \$2,068,000 \$2,231,000	\$11,000 \$5,000 \$0 \$16,000	\$147,000 \$0 \$2,068,000 \$2,215,000	\$0 \$0 \$0 \$0	\$0 \$0 \$0 \$0
			Federal: \$1,784,800 State: \$446,200 Local: \$0						
					ESTIMATED TOTAL PROJECT COST: \$2,356,000				
7228O-23	MODOT - SL0039 New MO P MO A TO MO 110 PAVEMENT RESURFACING/REPAIRS & UPGRADE GUARDRAIL LENGTH (mi): 8.62 AIR QUALITY STAT: Exempt - 93.126 PROJ PURPOSE: Preservation	STAC*	Resurfacing	PE ROW IMPL TOTAL	\$325,000 \$0 \$1,121,000 \$1,446,000	\$150,000 \$0 \$0 \$150,000	\$175,000 \$0 \$1,121,000 \$1,296,000	\$0 \$0 \$0 \$0	\$0 \$0 \$0 \$0
			Federal: \$0 State: \$1,446,000 Local: \$0						
					ESTIMATED TOTAL PROJECT COST: \$1,446,000				
7228U-23	MODOT - SL0045 New MO PP BYRNES MILL ROAD TO MO 30 PAVEMENT RESURFACING/REPAIRS & UPGRADE GUARDRAIL LENGTH (mi): 2.16 AIR QUALITY STAT: Exempt - 93.126 PROJ PURPOSE: Preservation	STAC*	Resurfacing	PE ROW IMPL TOTAL	\$160,000 \$0 \$559,000 \$719,000	\$25,000 \$0 \$0 \$25,000	\$25,000 \$0 \$0 \$25,000	\$50,000 \$0 \$0 \$50,000	\$60,000 \$0 \$559,000 \$619,000
			Federal: \$0 State: \$719,000 Local: \$0						
					ESTIMATED TOTAL PROJECT COST: \$719,000				
7229N-23	MODOT - SL0066 New MO T AT PLATTIN CREEK BRIDGE REHABILITATION LENGTH (mi): 0.1 AIR QUALITY STAT: Exempt - 93.126 PROJ PURPOSE: Preservation	STAC*	Rehabilitate Bridge(s)	PE ROW IMPL TOTAL	\$46,000 \$30,000 \$237,000 \$313,000	\$20,000 \$30,000 \$0 \$50,000	\$26,000 \$0 \$237,000 \$263,000	\$0 \$0 \$0 \$0	\$0 \$0 \$0 \$0
			Federal: \$0 State: \$313,000 Local: \$0						
					ESTIMATED TOTAL PROJECT COST: \$313,000				
6892C-18	MODOT - 6S3289 US 61 OVER JOACHIM CREEK B/W SCENIC DR & JOACHIM RD BRIDGE REPLACEMENT & SLIDE REPAIR LENGTH (mi): 0.92 AIR QUALITY STAT: Exempt - 93.126 PROJ PURPOSE: Preservation	STAC*	Replace Bridge(s) Culvert Drainage Correction	PE ROW IMPL TOTAL	\$967,000 \$0 \$13,711,000 \$14,678,000	\$50,000 \$0 \$0 \$50,000	\$917,000 \$0 \$13,711,000 \$14,628,000	\$0 \$0 \$0 \$0	\$0 \$0 \$0 \$0
			Federal: \$0 State: \$14,678,000 Local: \$0						
					ESTIMATED TOTAL PROJECT COST: \$16,634,000				

*Refer to Appendix E for details on advanced construction.

FISCAL YEARS 2023-2026 TRANSPORTATION IMPROVEMENT PROGRAM

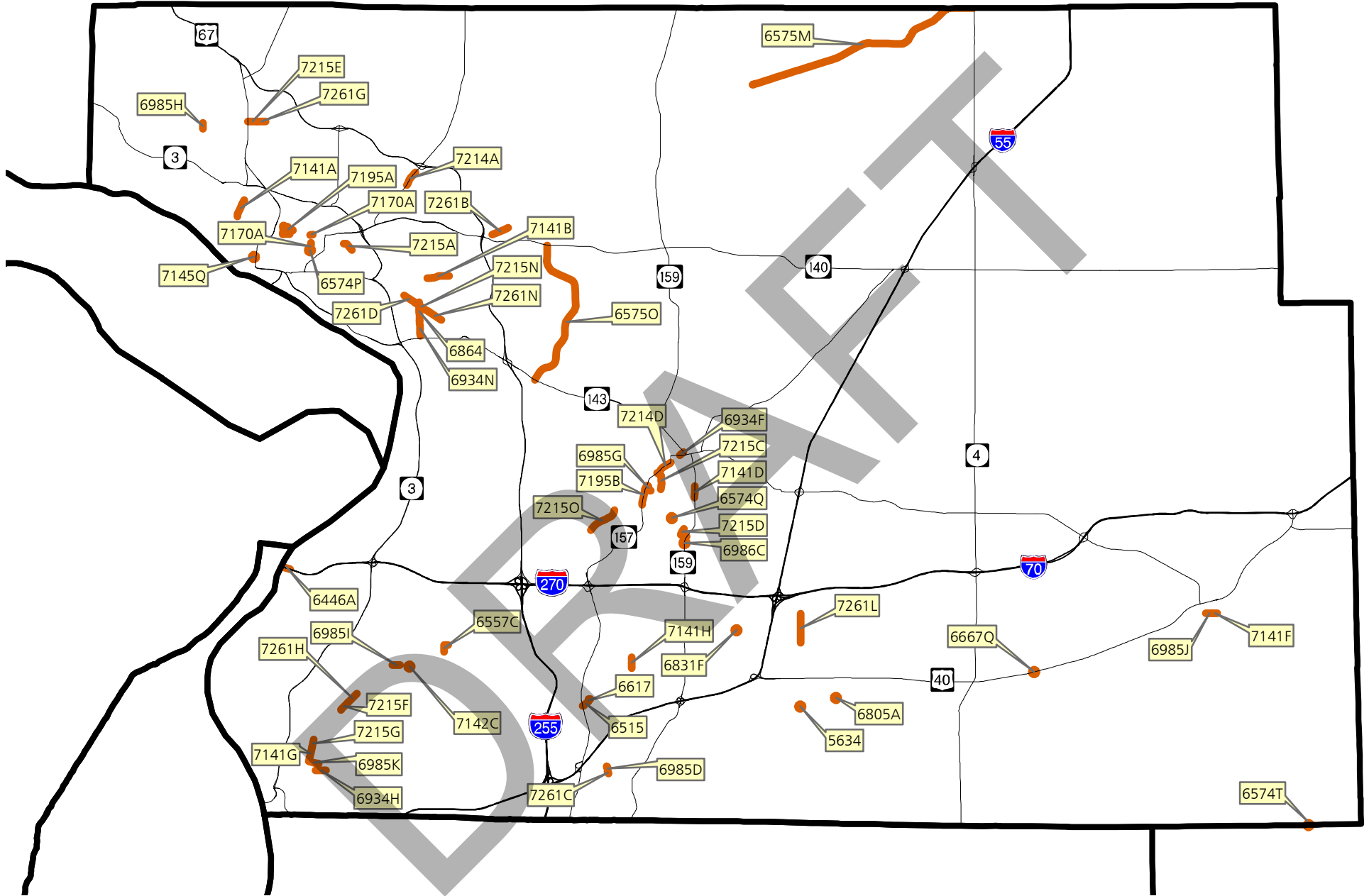
COUNTY: JEFFERSON

ID	ORGANIZATION NAME/PROJECT TITLE/DESC	FUNDING CAT	IMPROVEMENTS		2023-2026 TOTAL	2023	2024	2025	2026
6887D-19	MODOT - 6S3391 US 61 BRANDON WALLACE WAY TO 6TH ST IN CRYSTAL CITY ADD TWO WAY LEFT TURN LANE & RESURFACING LENGTH (mi): 1.08 AIR QUALITY STAT: Not Regionally Significant PROJ PURPOSE: Safety	HSIP	Bi-directional Left-turn Ln. Pedestrian Facility Resurfacing	PE	\$324,000	\$100,000	\$224,000	\$0	\$0
				ROW	\$0	\$0	\$0	\$0	\$0
				IMPL	\$2,806,000	\$0	\$2,806,000	\$0	\$0
				TOTAL	\$3,130,000	\$100,000	\$3,030,000	\$0	\$0
				Federal:	\$2,817,000				
				State:	\$313,000				
	Local:	\$0	ESTIMATED TOTAL PROJECT COST: \$3,416,000						
7220J-22	MODOT - 6S3640 US 61 AT MILLER ROAD AND ST JOHN'S CHURCH ROAD SIGNALIZE INTERSECTION & ADD TURN LANES LENGTH (mi): 0.34 AIR QUALITY STAT: Exempt - 93.126 PROJ PURPOSE: Safety	HSIP	Intersection Improvement Traffic Signals	PE	\$219,000	\$219,000	\$0	\$0	\$0
				ROW	\$139,000	\$139,000	\$0	\$0	
				IMPL	\$1,564,000	\$1,564,000	\$0	\$0	
				TOTAL	\$1,922,000	\$1,922,000	\$0	\$0	
				Federal:	\$1,729,800				
				State:	\$192,200				
	Local:	\$0	ESTIMATED TOTAL PROJECT COST: \$2,026,000						
6892R-19	MODOT - 6S3399 US 61 US 67 TO MO M PAVEMENT RESURFACING, GUARDRAIL UPGRADE, ADA TRANSITION LENGTH (mi): 21.95 AIR QUALITY STAT: Exempt - 93.126 PROJ PURPOSE: Preservation	NHPP	Resurfacing 4 Lane Pvm Pedestrian Facility Miscellaneous	PE	\$734,000	\$40,000	\$694,000	\$0	\$0
				ROW	\$1,470,000	\$1,470,000	\$0	\$0	
				IMPL	\$10,415,000	\$0	\$10,415,000	\$0	\$0
				TOTAL	\$12,619,000	\$1,510,000	\$11,109,000	\$0	\$0
				Federal:	\$10,095,200				
				State:	\$2,523,800				
	Local:	\$0	ESTIMATED TOTAL PROJECT COST: \$13,389,000						
6996L-20	NEXT STEP FOR LIFE VEHICLE ACQUISITION TWO (2) LOWERED FLOOR ACCESSIBLE MINIVANS LENGTH (mi): 0 AIR QUALITY STAT: Exempt - 93.126 PROJ PURPOSE: Access to Opportunity	S5310	Transit Capital Imps.	PE	\$0	\$0	\$0	\$0	\$0
				ROW	\$0	\$0	\$0	\$0	
				IMPL	\$81,318	\$81,318	\$0	\$0	
				TOTAL	\$81,318	\$81,318	\$0	\$0	
				Federal:	\$65,054				
				State:	\$0				
	Local:	\$16,264	ESTIMATED TOTAL PROJECT COST: \$81,318						
7152D-21	OATS/JEFFCO EXPRESS OPERATING ASSISTANCE THREE YEARS OPERATING ASSISTANCE LENGTH (mi): 0 AIR QUALITY STAT: Exempt - 93.126 PROJ PURPOSE: Access to Opportunity	S5310	Transit Operating Asst.	PE	\$0	\$0	\$0	\$0	\$0
				ROW	\$0	\$0	\$0	\$0	
				IMPL	\$336,780	\$336,780	\$0	\$0	
				TOTAL	\$336,780	\$336,780	\$0	\$0	
				Federal:	\$168,390				
				State:	\$0				
	Local:	\$168,390	ESTIMATED TOTAL PROJECT COST: \$336,780						

FISCAL YEARS 2023-2026 TRANSPORTATION IMPROVEMENT PROGRAM

COUNTY: JEFFERSON

ID	ORGANIZATION NAME/PROJECT TITLE/DESC	FUNDING CAT	IMPROVEMENTS		2023-2026 TOTAL	2023	2024	2025	2026
6996O-20	PONY BIRD VEHICLE ACQUISITION ONE (1) MEDIUM ROOF LONG CONVERSION VAN LENGTH (mi): 0 AIR QUALITY STAT: Exempt - 93.126 PROJ PURPOSE: Access to Opportunity	S5310	Transit Capital Imps.	PE	\$0	\$0	\$0	\$0	\$0
				ROW	\$0	\$0	\$0	\$0	\$0
				IMPL	\$54,467	\$54,467	\$0	\$0	\$0
				TOTAL	\$54,467	\$54,467	\$0	\$0	\$0
				ESTIMATED TOTAL PROJECT COST:				\$54,467	
7151G-21	PONYBIRD VEHICLE ACQUISITION ONE MEDIUM-ROOF LONG CONVERSION VAN LENGTH (mi): 0 AIR QUALITY STAT: Exempt - 93.126 PROJ PURPOSE: Access to Opportunity	S5310	Transit Capital Imps.	PE	\$0	\$0	\$0	\$0	\$0
				ROW	\$0	\$0	\$0	\$0	\$0
				IMPL	\$60,492	\$60,492	\$0	\$0	\$0
				TOTAL	\$60,492	\$60,492	\$0	\$0	\$0
				ESTIMATED TOTAL PROJECT COST:				\$60,492	
7264I-23 New	PONYBIRD VEHICLE ACQUISITION ONE LOWERED FLOOR MINIVAN LENGTH (mi): 0 AIR QUALITY STAT: Exempt - 93.126 PROJ PURPOSE: Access to Opportunity	S5310	Transit Capital Imps.	PE	\$0	\$0	\$0	\$0	\$0
				ROW	\$0	\$0	\$0	\$0	\$0
				IMPL	\$55,772	\$55,772	\$0	\$0	\$0
				TOTAL	\$55,772	\$55,772	\$0	\$0	\$0
				ESTIMATED TOTAL PROJECT COST:				\$55,772	



June 2022



0 1 2
Miles

DRAFT



EAST-WEST GATEWAY
Council of Governments

DRAFT

This page intentionally left blank

FISCAL YEARS 2023-2026 TRANSPORTATION IMPROVEMENT PROGRAM

COUNTY: MADISON

ID	ORGANIZATION NAME/PROJECT TITLE/DESC	FUNDING CAT	IMPROVEMENTS		2023-2026 TOTAL	2023	2024	2025	2026
6574P-24	ALTON - 20-00241-00-BR BROWN STREET OVER SHIELDS BRANCH BRIDGE REPAIR LENGTH (mi): 0.1 AIR QUALITY STAT: Exempt - 93.126 PROJ PURPOSE: Preservation	STP-B	Bridge(s)	PE	\$0	\$0	\$0	\$0	\$0
				ROW	\$0	\$0	\$0	\$0	\$0
				IMPL	\$500,000	\$0	\$500,000	\$0	\$0
				TOTAL	\$500,000	\$0	\$500,000	\$0	\$0
				Federal:	\$400,000				
				State:	\$0				
Local:	\$100,000								
					ESTIMATED TOTAL PROJECT COST: \$500,000				
7214A-22	ALTON - 21-00218-02-PW FOSTERBURG ROAD, PHASE 3 450' N/O CULP LN TO 840' S/O IL 255 TWO WAY TURN LANE-- RECONSTRUCTION--SHOULDERS LENGTH (mi): 0.53 AIR QUALITY STAT: Not Regionally Significant PROJ PURPOSE: Congestion	CMAQ	Bi-directional Left-turn Ln.	PE	\$240,000	\$240,000	\$0	\$0	\$0
				ROW	\$115,000	\$0	\$115,000	\$0	\$0
				IMPL	\$2,125,000	\$0	\$0	\$2,125,000	\$0
				TOTAL	\$2,480,000	\$240,000	\$115,000	\$2,125,000	\$0
				Federal:	\$1,984,000				
				State:	\$0				
Local:	\$496,000								
					ESTIMATED TOTAL PROJECT COST: \$2,480,000				
7215A-25	ALTON - 21-00242-00-RS MILTON ROAD, PHASE 1 WORDEN AVE TO EDGEWOOD AVE RESURFACING - CURB RAMPS LENGTH (mi): 0.3 AIR QUALITY STAT: Exempt - 93.126 PROJ PURPOSE: Preservation	STP-S	Resurfacing 2 Lane Pvmnt Pedestrian Facility Sidewalks	PE	\$157,500	\$157,500	\$0	\$0	\$0
				ROW	\$0	\$0	\$0	\$0	\$0
				IMPL	\$632,500	\$0	\$0	\$632,500	\$0
				TOTAL	\$790,000	\$157,500	\$0	\$632,500	\$0
				Federal:	\$506,000				
				State:	\$0				
Local:	\$284,000								
					ESTIMATED TOTAL PROJECT COST: \$790,000				
7170A-24	ALTON - 21-00231-03-SW ROCK SPRINGS RD/COLLEGE AVE SIDEWALK ROCK SPRINGS: MEMORIAL DR TO BROWN ST - COLLEGE AT ROCK SPR SIDEWALK (5') LENGTH (mi): 0.29 AIR QUALITY STAT: Exempt - 93.126 PROJ PURPOSE: Sustainable Development	TAP-S	Sidewalks	PE	\$0	\$0	\$0	\$0	\$0
				ROW	\$18,000	\$18,000	\$0	\$0	\$0
				IMPL	\$609,500	\$0	\$609,500	\$0	\$0
				TOTAL	\$627,500	\$18,000	\$609,500	\$0	\$0
				Federal:	\$469,315				
				State:	\$0				
Local:	\$158,185								
					ESTIMATED TOTAL PROJECT COST: \$727,500				
7195A-22	ALTON - 21-00231-04-SW SAFE ROUTES TO SCHOOL, PH 4 ALONG TREMONT, MARILLA, MILNOR, CENTRAL, AND COLLEGE SIDEWALKS NEAR LOVEJOY ELEM. SCHOOL LENGTH (mi): 1.04 AIR QUALITY STAT: Exempt - 93.126 PROJ PURPOSE: Sustainable Development	TAP	Sidewalks	PE	\$170,000	\$170,000	\$0	\$0	\$0
				ROW	\$0	\$0	\$0	\$0	\$0
				IMPL	\$1,130,000	\$0	\$1,130,000	\$0	\$0
				TOTAL	\$1,300,000	\$170,000	\$1,130,000	\$0	\$0
				Federal:	\$1,040,000				
				State:	\$260,000				
Local:	\$0								
					ESTIMATED TOTAL PROJECT COST: \$1,300,000				

FISCAL YEARS 2023-2026 TRANSPORTATION IMPROVEMENT PROGRAM

COUNTY: MADISON

ID	ORGANIZATION NAME/PROJECT TITLE/DESC	FUNDING CAT	IMPROVEMENTS		2023-2026 TOTAL	2023	2024	2025	2026
7141A-24	ALTON - 20-00238-01-RS STATE STREET, PHASE 2 LOGAN ST TO 210' S/O ROZIER ST RESURFACING - CURB RAMPS LENGTH (mi): 0.53 AIR QUALITY STAT: Exempt - 93.126 PROJ PURPOSE: Preservation	STP-S	Resurfacing 2 Lane Pvmnt Pedestrian Facility	PE	\$0	\$0	\$0	\$0	\$0
				ROW	\$0	\$0	\$0	\$0	\$0
				IMPL	\$725,000	\$0	\$725,000	\$0	\$0
				TOTAL	\$725,000	\$0	\$725,000	\$0	\$0
				Federal:	\$580,000				
				State:	\$0				
				Local:	\$145,000				
					ESTIMATED TOTAL PROJECT COST: \$879,000				
7170F-23	BETHALTO - 21-00033-00-BT ERWIN PLEGGIE EXPRESSWAY, PHASE 1 ASHBROOK ST TO OLD BETHALTO RD SHARED USE PATH (10') LENGTH (mi): 0.5 AIR QUALITY STAT: Exempt - 93.126 PROJ PURPOSE: Sustainable Development	TAP-S	Bicycle Facilities Pedestrian Facility	PE	\$0	\$0	\$0	\$0	\$0
				ROW	\$0	\$0	\$0	\$0	\$0
				IMPL	\$628,700	\$628,700	\$0	\$0	\$0
				TOTAL	\$628,700	\$628,700	\$0	\$0	\$0
				Federal:	\$378,300				
				State:	\$0				
				Local:	\$250,400				
					ESTIMATED TOTAL PROJECT COST: \$698,700				
7261B-26 New	BETHALTO ERWIN PLEGGIE EXPWY, PHASE 1 OLD BETHALTO ST TO ASHBROOK ST RESURFACING LENGTH (mi): 0.49 AIR QUALITY STAT: Exempt - 93.126 PROJ PURPOSE: Preservation	STP-S	Resurfacing 2 Lane Pvmnt Pedestrian Facility	PE	\$60,000	\$60,000	\$0	\$0	\$0
				ROW	\$0	\$0	\$0	\$0	\$0
				IMPL	\$340,000	\$0	\$0	\$0	\$340,000
				TOTAL	\$400,000	\$60,000	\$0	\$0	\$340,000
				Federal:	\$272,000				
				State:	\$0				
				Local:	\$128,000				
					ESTIMATED TOTAL PROJECT COST: \$400,000				
6515-18	COLLINSVILLE - 14-00101-00-PV SUGAR LOAF ROAD IL 157 TO EAST 1,200 FEET. RECONSTRUCT LENGTH (mi): 0.23 AIR QUALITY STAT: Exempt - 93.126 PROJ PURPOSE: Preservation	STP-S	Roadway Reconstruction	PE	\$0	\$0	\$0	\$0	\$0
				ROW	\$0	\$0	\$0	\$0	\$0
				IMPL	\$345,000	\$345,000	\$0	\$0	\$0
				TOTAL	\$345,000	\$345,000	\$0	\$0	\$0
				Federal:	\$220,000				
				State:	\$0				
				Local:	\$125,000				
					ESTIMATED TOTAL PROJECT COST: \$395,000				
6617-19	COLLINSVILLE - 15-00101-01-PV SUGARLOAF ROAD,PHASE 1 1,150' EAST OF IL 157 TO 1,750 EAST OF IL 157 RECONSTRUCTION - SIDEWALK (5') LENGTH (mi): 0.11 AIR QUALITY STAT: Exempt - 93.126 PROJ PURPOSE: Preservation	STP-S	Roadway Reconstruction Sidewalks	PE	\$0	\$0	\$0	\$0	\$0
				ROW	\$0	\$0	\$0	\$0	\$0
				IMPL	\$501,000	\$501,000	\$0	\$0	\$0
				TOTAL	\$501,000	\$501,000	\$0	\$0	\$0
				Federal:	\$327,000				
				State:	\$0				
				Local:	\$174,000				
					ESTIMATED TOTAL PROJECT COST: \$721,000				

FISCAL YEARS 2023-2026 TRANSPORTATION IMPROVEMENT PROGRAM

COUNTY: MADISON

ID	ORGANIZATION NAME/PROJECT TITLE/DESC	FUNDING CAT	IMPROVEMENTS		2023-2026 TOTAL	2023	2024	2025	2026			
6985D-23	COLLINSVILLE - 19-00095-01-PV SUMMIT AVENUE, PHASE 1 NOTTING HILL RD TO ALCO DR RESURFACING - SIDEWALKS (5') - CURB/GUTTER LENGTH (mi): 0.17 AIR QUALITY STAT: Exempt - 93.126 PROJ PURPOSE: Preservation	STP-S	Resurfacing 2 Lane Pvmnt Sidewalks Roadway - Curb & Gutter	PE	\$0	\$0	\$0	\$0	\$0			
				ROW	\$30,000	\$30,000	\$0	\$0				
				IMPL	\$638,872	\$0	\$638,872	\$0				
				TOTAL	\$668,872	\$30,000	\$638,872	\$0				
								ESTIMATED TOTAL PROJECT COST: \$828,872				
7261C-26 New	COLLINSVILLE SUMMIT AVENUE, PHASE 2 ALCO DR TO DOONER DR RESURFACING - SHARED USE PATH (10') - SIDEWALK (5-6') LENGTH (mi): 0.06 AIR QUALITY STAT: Exempt - 93.126 PROJ PURPOSE: Preservation	STP-S	Resurfacing 2 Lane Pvmnt Bicycle Facilities Sidewalks	PE	\$70,000	\$0	\$70,000	\$0	\$0			
				ROW	\$30,000	\$0	\$30,000	\$0				
				IMPL	\$454,795	\$0	\$0	\$0				
				TOTAL	\$554,795	\$0	\$100,000	\$0				
								ESTIMATED TOTAL PROJECT COST: \$554,795				
7261D-26 New	EAST ALTON ST. LOUIS AVENUE, PHASE 1 BROADWAY TO COTTER ST (VILLAGE LIMITS) RESURFACING - CURB RAMPS LENGTH (mi): 0.4 AIR QUALITY STAT: Exempt - 93.126 PROJ PURPOSE: Preservation	STP-S	Resurfacing 2 Lane Pvmnt Pedestrian Facility	PE	\$130,000	\$0	\$130,000	\$0	\$0			
				ROW	\$0	\$0	\$0	\$0				
				IMPL	\$654,500	\$0	\$0	\$0				
				TOTAL	\$784,500	\$0	\$130,000	\$0				
								ESTIMATED TOTAL PROJECT COST: \$784,500				
7141B-24	EAST ALTON - 20-00038-01-RS W. AIRLINE DRIVE MAIN ST TO 9TH ST RESURFACING - CURB RAMPS LENGTH (mi): 0.66 AIR QUALITY STAT: Exempt - 93.126 PROJ PURPOSE: Preservation	STP-S	Resurfacing Pedestrian Facility	PE	\$0	\$0	\$0	\$0	\$0			
				ROW	\$0	\$0	\$0	\$0				
				IMPL	\$639,000	\$0	\$639,000	\$0				
				TOTAL	\$639,000	\$0	\$639,000	\$0				
								ESTIMATED TOTAL PROJECT COST: \$731,000				
6574Q-24	EDWARDSVILLE - 20-00109-01-BR CENTER GROVE ROAD OVER MCT BIKE TRAIL REPLACE BRIDGE LENGTH (mi): 0.1 AIR QUALITY STAT: Exempt - 93.126 PROJ PURPOSE: Preservation	STP-B	Replace Bridge(s)	PE	\$0	\$0	\$0	\$0	\$0			
				ROW	\$0	\$0	\$0	\$0				
				IMPL	\$1,800,000	\$1,800,000	\$0	\$0				
				TOTAL	\$1,800,000	\$1,800,000	\$0	\$0				
								ESTIMATED TOTAL PROJECT COST: \$1,800,000				

FISCAL YEARS 2023-2026 TRANSPORTATION IMPROVEMENT PROGRAM

COUNTY: MADISON

ID	ORGANIZATION NAME/PROJECT TITLE/DESC	FUNDING CAT	IMPROVEMENTS		2023-2026 TOTAL	2023	2024	2025	2026
7215C-25	EDWARDSVILLE - 21-00115-00-RS ESIC DRIVE IL 157 TO UNIVERSITY DR RESURFACING - CURB RAMPS LENGTH (mi): 0.53 AIR QUALITY STAT: Exempt - 93.126 PROJ PURPOSE: Preservation	STP-S	Resurfacing 2 Lane Pvmnt Pedestrian Facility	PE	\$85,000	\$85,000	\$0	\$0	\$0
				ROW	\$0	\$0	\$0	\$0	
				IMPL	\$322,000	\$0	\$0	\$322,000	
				TOTAL	\$407,000	\$85,000	\$0	\$322,000	
				Federal:	\$257,600				
				State:	\$0				
Local:	\$149,400	ESTIMATED TOTAL PROJECT COST: \$407,000							
7195B-22	EDWARDSVILLE - 21-00111-03-BT IL 157 SHARED USE PATH LEWIS RD TO MCT NATURE TRAIL SHARED USE PATH LENGTH (mi): 0.5 AIR QUALITY STAT: Exempt - 93.126 PROJ PURPOSE: Sustainable Development	TAP	Bicycle Facilities Pedestrian Facility	PE	\$0	\$0	\$0	\$0	\$0
				ROW	\$0	\$0	\$0	\$0	
				IMPL	\$780,000	\$780,000	\$0	\$0	
				TOTAL	\$780,000	\$780,000	\$0	\$0	
				Federal:	\$624,000				
				State:	\$78,000				
Local:	\$78,000	ESTIMATED TOTAL PROJECT COST: \$915,000							
7214D-22	EDWARDSVILLE - 21-00111-02-BT IL 157 SHARED USE PATH ENCLAVE BLVD TO SCHWARZ ST SHARED USE PATH (10') LENGTH (mi): 0.36 AIR QUALITY STAT: Exempt - 93.126 PROJ PURPOSE: Sustainable Development	CMAQ	Bicycle Facilities Pedestrian Facility	PE	\$80,000	\$80,000	\$0	\$0	\$0
				ROW	\$0	\$0	\$0	\$0	
				IMPL	\$488,000	\$0	\$488,000	\$0	
				TOTAL	\$568,000	\$80,000	\$488,000	\$0	
				Federal:	\$454,400				
				State:	\$0				
Local:	\$113,600	ESTIMATED TOTAL PROJECT COST: \$568,000							
6934F-22	EDWARDSVILLE - 18-00112-00-RS ST. LOUIS STREET VANDALIA AVE TO N. MAIN ST RESURFACING - CURB RAMPS - SIDEWALK IMPR. LENGTH (mi): 0.15 AIR QUALITY STAT: Exempt - 93.126 PROJ PURPOSE: Preservation	STP-S	Resurfacing 2 Lane Pvmnt Pedestrian Facility Sidewalks	PE	\$0	\$0	\$0	\$0	\$0
				ROW	\$0	\$0	\$0	\$0	
				IMPL	\$387,300	\$387,300	\$0	\$0	
				TOTAL	\$387,300	\$387,300	\$0	\$0	
				Federal:	\$252,600				
				State:	\$0				
Local:	\$134,700	ESTIMATED TOTAL PROJECT COST: \$437,800							
7141D-24	EDWARDSVILLE - 20-00114-00-RS TROY ROAD 4TH AVE TO FRANKLIN AVE RESURFACING - CURB RAMPS LENGTH (mi): 0.33 AIR QUALITY STAT: Exempt - 93.126 PROJ PURPOSE: Preservation	STP-S	Resurfacing 2 Lane Pvmnt Pedestrian Facility	PE	\$0	\$0	\$0	\$0	\$0
				ROW	\$0	\$0	\$0	\$0	
				IMPL	\$686,000	\$0	\$686,000	\$0	
				TOTAL	\$686,000	\$0	\$686,000	\$0	
				Federal:	\$548,800				
				State:	\$0				
Local:	\$137,200	ESTIMATED TOTAL PROJECT COST: \$776,000							

FISCAL YEARS 2023-2026 TRANSPORTATION IMPROVEMENT PROGRAM

COUNTY: MADISON

ID	ORGANIZATION NAME/PROJECT TITLE/DESC	FUNDING CAT	IMPROVEMENTS		2023-2026 TOTAL	2023	2024	2025	2026			
6985G-23	EDWARDSVILLE - 19-00113-00-PV UNIVERSITY DRIVE, PHASE 1 IL 157 TO DEVON CT RESURFACING - SIDEWALKS(5') - RECONSTRUCTION LENGTH (mi): 0.21 AIR QUALITY STAT: Exempt - 93.126 PROJ PURPOSE: Preservation	STP-S	Resurfacing 2 Lane Pvm Roadway Reconstruction Sidewalks	PE	\$0	\$0	\$0	\$0	\$0			
				ROW	\$0	\$0	\$0	\$0	\$0			
				IMPL	\$517,859	\$517,859	\$0	\$0	\$0			
				TOTAL	\$517,859	\$517,859	\$0	\$0	\$0			
				ESTIMATED TOTAL PROJECT COST:				\$617,859				
				Funding Breakdown:								
			Federal:	\$337,769								
			State:	\$0								
			Local:	\$180,090								
7215D-25	GLEN CARBON - 21-00031-00-RS COUGAR DR/JUNCTION DR COUGAR: IL 159 TO JUNCTION; JUNCTION: COUGAR TO IL 159 RESURFACING - SHARED USE PATH (8') - PARTIAL RECONSTRUCT LENGTH (mi): 0.38 AIR QUALITY STAT: Exempt - 93.126 PROJ PURPOSE: Preservation	STP-S	Resurfacing 2 Lane Pvm Bicycle Facilities Pedestrian Facility	PE	\$85,000	\$85,000	\$0	\$0	\$0			
				ROW	\$0	\$0	\$0	\$0	\$0			
				IMPL	\$649,210	\$0	\$0	\$649,210	\$0			
				TOTAL	\$734,210	\$85,000	\$0	\$649,210	\$0			
				ESTIMATED TOTAL PROJECT COST:				\$734,210				
				Funding Breakdown:								
			Federal:	\$519,368								
			State:	\$0								
			Local:	\$214,842								
6986C-20	GLEN CARBON - 19-00025-01-PW IL 159 AT GLEN CARBON RD/COTTONWOOD RD ADD RIGHT TURN LANES (EB) (NB) - SIDEWALK LENGTH (mi): 0.1 AIR QUALITY STAT: Exempt - 93.127 PROJ PURPOSE: Congestion	CMAQ	Intersection Improvement Right-turn lanes Sidewalks	PE	\$0	\$0	\$0	\$0	\$0			
				ROW	\$50,000	\$50,000	\$0	\$0	\$0			
				IMPL	\$412,169	\$0	\$412,169	\$0	\$0			
				TOTAL	\$462,169	\$50,000	\$412,169	\$0	\$0			
				ESTIMATED TOTAL PROJECT COST:				\$497,624				
				Funding Breakdown:								
			Federal:	\$329,735								
			State:	\$0								
			Local:	\$132,434								
6985H-23	GODFREY - 19-00001-05-PV PIERCE LANE, PHASE 5 STAMPER LN TO 850' NORTH RECONSTRUCTION - SIDEWALK (5') LENGTH (mi): 0.15 AIR QUALITY STAT: Exempt - 93.126 PROJ PURPOSE: Preservation	STP-S	Roadway Reconstruction Sidewalks	PE	\$0	\$0	\$0	\$0	\$0			
				ROW	\$0	\$0	\$0	\$0	\$0			
				IMPL	\$582,200	\$582,200	\$0	\$0	\$0			
				TOTAL	\$582,200	\$582,200	\$0	\$0	\$0			
				ESTIMATED TOTAL PROJECT COST:				\$688,300				
				Funding Breakdown:								
			Federal:	\$396,975								
			State:	\$0								
			Local:	\$185,225								
7215E-25	GODFREY - 21-00035-00-PV TOLLE LANE, PHASE 1 GODFREY RD (US 67) TO UNION PACIFIC RR PAVEMENT & JOINT REPAIRS - REPLACE SIDEWALK (6') LENGTH (mi): 0.25 AIR QUALITY STAT: Exempt - 93.126 PROJ PURPOSE: Preservation	STP-S	Roadway Improvements Sidewalks	PE	\$0	\$0	\$0	\$0	\$0			
				ROW	\$0	\$0	\$0	\$0	\$0			
				IMPL	\$666,750	\$0	\$0	\$666,750	\$0			
				TOTAL	\$666,750	\$0	\$0	\$666,750	\$0			
				ESTIMATED TOTAL PROJECT COST:				\$785,750				
				Funding Breakdown:								
			Federal:	\$476,280								
			State:	\$0								
			Local:	\$190,470								

FISCAL YEARS 2023-2026 TRANSPORTATION IMPROVEMENT PROGRAM

COUNTY: MADISON

ID	ORGANIZATION NAME/PROJECT TITLE/DESC	FUNDING CAT	IMPROVEMENTS		2023-2026 TOTAL	2023	2024	2025	2026
7261G-26 New	GODFREY TOLLE LANE, PHASE 2 UNION PACIFIC RR TRACKS TO HUMBERT RD PAVEMENT AND JOINT REPAIRS - UPGRADE SIDEWALKS (6') LENGTH (mi): 0.25 AIR QUALITY STAT: Exempt - 93.126 PROJ PURPOSE: Preservation	STP-S	Roadway Improvements	PE	\$106,010	\$106,010	\$0	\$0	\$0
			Sidewalks	ROW	\$0	\$0	\$0	\$0	\$0
				IMPL	\$612,356	\$0	\$0	\$0	\$612,356
				TOTAL	\$718,366	\$106,010	\$0	\$0	\$612,356
			Federal:		\$437,400	ESTIMATED TOTAL PROJECT COST: \$718,366			
			State:		\$0				
		Local:			\$280,966				
6557C-23 New	GRANITE CITY - 22-00200-00-SW GRIGSBY INTERMEDIATE SCHOOL SRTS CARGILL RD: PONTOON RD TO RAES CREEK DR NE CORNER SCHOOL TO PONTOON RD - SIDEWALK LENGTH (mi): 0.42 AIR QUALITY STAT: Exempt - 93.126 PROJ PURPOSE: Sustainable Development	TAP	Sidewalks	PE	\$0	\$0	\$0	\$0	\$0
				ROW	\$0	\$0	\$0	\$0	\$0
				IMPL	\$300,000	\$300,000	\$0	\$0	\$0
				TOTAL	\$300,000	\$300,000	\$0	\$0	\$0
			Federal:		\$250,000	ESTIMATED TOTAL PROJECT COST: \$300,000			
			State:		\$0				
		Local:			\$50,000				
6985I-23	GRANITE CITY - 19-00197-02-RS JOHNSON ROAD, PHASE 3 EDGEWOOD AVE TO WABASH AVE RESURFACING - SIDEWALKS (5') - CURB & GUTTER LENGTH (mi): 0.23 AIR QUALITY STAT: Exempt - 93.126 PROJ PURPOSE: Preservation	STP-S	Resurfacing	PE	\$0	\$0	\$0	\$0	\$0
			Sidewalks	ROW	\$0	\$0	\$0	\$0	\$0
			Roadway - Curb & Gutter	IMPL	\$533,250	\$533,250	\$0	\$0	\$0
				TOTAL	\$533,250	\$533,250	\$0	\$0	\$0
			Federal:		\$357,087	ESTIMATED TOTAL PROJECT COST: \$595,145			
			State:		\$0				
		Local:			\$176,163				
7215F-25	GRANITE CITY - 21-00189-01-RS MADISON AVENUE 23RD ST TO 25TH ST RESURFACING - CURB RAMPS - UPGRADE SIDEWALKS LENGTH (mi): 0.3 AIR QUALITY STAT: Exempt - 93.126 PROJ PURPOSE: Preservation	STP-S	Resurfacing 4 Lane Pvmt	PE	\$70,865	\$70,865	\$0	\$0	\$0
			Pedestrian Facility	ROW	\$0	\$0	\$0	\$0	\$0
				IMPL	\$610,527	\$0	\$0	\$610,527	\$0
				TOTAL	\$681,392	\$70,865	\$0	\$610,527	\$0
			Federal:		\$488,421	ESTIMATED TOTAL PROJECT COST: \$681,392			
			State:		\$0				
		Local:			\$192,971				
7261H-26 New	GRANITE CITY MADISON AVENUE, PHASE 2 25TH ST TO 27TH ST RESURFACING - UPGRADE SIDEWALKS - CURB/GUTTER LENGTH (mi): 0.36 AIR QUALITY STAT: Exempt - 93.126 PROJ PURPOSE: Preservation	STP-S	Resurfacing 4 Lane Pvmt	PE	\$79,285	\$0	\$79,285	\$0	\$0
			Sidewalks	ROW	\$0	\$0	\$0	\$0	\$0
			Roadway - Curb & Gutter	IMPL	\$696,577	\$0	\$0	\$0	\$696,577
				TOTAL	\$775,862	\$0	\$79,285	\$0	\$696,577
			Federal:		\$557,262	ESTIMATED TOTAL PROJECT COST: \$775,862			
			State:		\$0				
		Local:			\$218,600				

FISCAL YEARS 2023-2026 TRANSPORTATION IMPROVEMENT PROGRAM

COUNTY: MADISON

ID	ORGANIZATION NAME/PROJECT TITLE/DESC	FUNDING CAT	IMPROVEMENTS		2023-2026 TOTAL	2023	2024	2025	2026
7142C-21	GRANITE CITY - 20-00190-03-PV MARYVILLE ROAD AT STRATFORD LN/EMERT AVE ROUNDBABOUT - SIDEWALK (6') LENGTH (mi): 0.1 AIR QUALITY STAT: Exempt - 93.127 PROJ PURPOSE: Congestion	CMAQ	Intersection Improvement Sidewalks	PE	\$0	\$0	\$0	\$0	\$0
				ROW	\$142,145	\$142,145	\$0	\$0	
				IMPL	\$1,224,631	\$0	\$1,224,631	\$0	
				TOTAL	\$1,366,776	\$142,145	\$1,224,631	\$0	
				Federal:	\$1,093,421				
				State:	\$0				
Local:	\$273,355	ESTIMATED TOTAL PROJECT COST: \$1,508,921							
6985J-23	HIGHLAND - 19-00061-01-PV 6TH STREET PINE ST TO OLIVE ST RECONSTRUCTION - SIDEWALK (5') LENGTH (mi): 0.2 AIR QUALITY STAT: Exempt - 93.126 PROJ PURPOSE: Preservation	STP-S	Roadway Reconstruction Sidewalks	PE	\$0	\$0	\$0	\$0	\$0
				ROW	\$0	\$0	\$0	\$0	
				IMPL	\$730,000	\$0	\$730,000	\$0	
				TOTAL	\$730,000	\$0	\$730,000	\$0	
				Federal:	\$511,000				
				State:	\$0				
Local:	\$219,000	ESTIMATED TOTAL PROJECT COST: \$815,000							
7141F-24	HIGHLAND - 20-00061-02-RS 6TH STREET, PHASE 3 OLIVE ST TO POPLAR ST RECONSTRUCTION - SIDEWALK (5') LENGTH (mi): 0.13 AIR QUALITY STAT: Exempt - 93.126 PROJ PURPOSE: Preservation	STP-S	Roadway Reconstruction Sidewalks	PE	\$0	\$0	\$0	\$0	\$0
				ROW	\$0	\$0	\$0	\$0	
				IMPL	\$553,000	\$0	\$553,000	\$0	
				TOTAL	\$553,000	\$0	\$553,000	\$0	
				Federal:	\$396,000				
				State:	\$0				
Local:	\$157,000	ESTIMATED TOTAL PROJECT COST: \$628,000							
7215O-25	ILLINOIS/SIUE - 21-00007-00-RS S. UNIVERSITY DRIVE, PHASE 1 UNIVERSITY PARK DR TO STADIUM DR - NORTH BOUND RESURFACING LENGTH (mi): 1 AIR QUALITY STAT: Exempt - 93.126 PROJ PURPOSE: Preservation	STP-S	Resurfacing	PE	\$64,600	\$64,600	\$0	\$0	\$0
				ROW	\$0	\$0	\$0	\$0	
				IMPL	\$710,400	\$0	\$0	\$710,400	
				TOTAL	\$775,000	\$64,600	\$0	\$710,400	
				Federal:	\$568,320				
				State:	\$0				
Local:	\$206,680	ESTIMATED TOTAL PROJECT COST: \$775,000							
6985K-23	MADISON - 19-00064-00-RS MADISON AVENUE, PHASE 1 3RD ST TO 7TH ST RESURFACING - SIDEWALKS (5') LENGTH (mi): 0.29 AIR QUALITY STAT: Exempt - 93.126 PROJ PURPOSE: Preservation	STP-S	Resurfacing 4 Lane Pvmnt	PE	\$0	\$0	\$0	\$0	\$0
				ROW	\$0	\$0	\$0	\$0	
				IMPL	\$604,997	\$604,997	\$0	\$0	
				TOTAL	\$604,997	\$604,997	\$0	\$0	
				Federal:	\$405,132				
				State:	\$0				
Local:	\$199,865	ESTIMATED TOTAL PROJECT COST: \$675,220							

FISCAL YEARS 2023-2026 TRANSPORTATION IMPROVEMENT PROGRAM

COUNTY: MADISON

ID	ORGANIZATION NAME/PROJECT TITLE/DESC	FUNDING CAT	IMPROVEMENTS		2023-2026 TOTAL	2023	2024	2025	2026
7141G-24	MADISON - 20-00064-01-RS MADISON AVENUE, PHASE 2 7TH ST TO 12TH ST RESURFACING - SIDEWALKS (5') LENGTH (mi): 0.34 AIR QUALITY STAT: Exempt - 93.126 PROJ PURPOSE: Preservation	STP-S	Resurfacing 4 Lane Pvmnt Sidewalks	PE	\$0	\$0	\$0	\$0	\$0
				ROW	\$0	\$0	\$0	\$0	\$0
				IMPL	\$596,125	\$0	\$596,125	\$0	\$0
				TOTAL	\$596,125	\$0	\$596,125	\$0	\$0
				Federal:	\$476,900				
				State:	\$0				
	Local:	\$119,225	ESTIMATED TOTAL PROJECT COST: \$665,318						
7215G-25	MADISON - 21-00064-02-RS MADISON AVENUE, PHASE 3 12TH ST TO 14TH ST RESURFACING - CURB RAMPS LENGTH (mi): 0.25 AIR QUALITY STAT: Exempt - 93.126 PROJ PURPOSE: Preservation	STP-S	Resurfacing 4 Lane Pvmnt Pedestrian Facility	PE	\$54,048	\$54,048	\$0	\$0	\$0
				ROW	\$0	\$0	\$0	\$0	\$0
				IMPL	\$465,648	\$0	\$0	\$465,648	\$0
				TOTAL	\$519,696	\$54,048	\$0	\$465,648	\$0
				Federal:	\$372,519				
				State:	\$0				
	Local:	\$147,177	ESTIMATED TOTAL PROJECT COST: \$519,696						
6934H-22	MADISON - 18-00063-00-RS THIRD ST IL 203 TO EWING AVE RESURFACING - SIDEWALKS (4.5') - CURB & GUTTER LENGTH (mi): 0.3 AIR QUALITY STAT: Exempt - 93.126 PROJ PURPOSE: Preservation	STP-S	Resurfacing 2 Lane Pvmnt Sidewalks Roadway - Curb & Gutter	PE	\$0	\$0	\$0	\$0	\$0
				ROW	\$0	\$0	\$0	\$0	\$0
				IMPL	\$680,724	\$680,724	\$0	\$0	\$0
				TOTAL	\$680,724	\$680,724	\$0	\$0	\$0
				Federal:	\$455,842				
				State:	\$0				
	Local:	\$224,882	ESTIMATED TOTAL PROJECT COST: \$759,737						
6574T-25 New	MADISON COUNTY - 21-00102-00-BR LEE ROAD OVER SUGAR CREEK REPLACE BRIDGE LENGTH (mi): 0.1 AIR QUALITY STAT: Exempt - 93.126 PROJ PURPOSE: Preservation	STP-B	Replace Bridge(s)	PE	\$0	\$0	\$0	\$0	\$0
				ROW	\$0	\$0	\$0	\$0	\$0
				IMPL	\$1,625,000	\$0	\$0	\$1,625,000	\$0
				TOTAL	\$1,625,000	\$0	\$0	\$1,625,000	\$0
				Federal:	\$1,300,000				
				State:	\$0				
	Local:	\$325,000	ESTIMATED TOTAL PROJECT COST: \$1,625,000						
6575M-23	MADISON COUNTY - 19-00077-03-RS RENKEN ROAD WASHINGTON ST TO 0.1 MI W/O TIMBERVIEW DR RESURFACING LENGTH (mi): 6.5 AIR QUALITY STAT: Exempt - 93.126 PROJ PURPOSE: Preservation	STP-R	Resurfacing 2 Lane Pvmnt	PE	\$0	\$0	\$0	\$0	\$0
				ROW	\$0	\$0	\$0	\$0	\$0
				IMPL	\$0	\$0	\$0	\$0	\$0
				TOTAL	\$0	\$0	\$0	\$0	\$0
				Federal:	\$0				
				State:	\$0				
	Local:	\$0	ESTIMATED TOTAL PROJECT COST: \$2,000,000						

FISCAL YEARS 2023-2026 TRANSPORTATION IMPROVEMENT PROGRAM

COUNTY: MADISON

ID	ORGANIZATION NAME/PROJECT TITLE/DESC	FUNDING CAT	IMPROVEMENTS		2023-2026 TOTAL	2023	2024	2025	2026
65750-24	MADISON COUNTY - 20-00164-00-RS S. MORELAND ROAD IL 140 TO IL 143 RESURFACING LENGTH (mi): 5 AIR QUALITY STAT: Exempt - 93.126 PROJ PURPOSE: Preservation	STP-R	Resurfacing 2 Lane Pvmnt	PE	\$0	\$0	\$0	\$0	\$0
				ROW	\$0	\$0	\$0	\$0	\$0
				IMPL	\$1,125,000	\$0	\$1,125,000	\$0	\$0
				TOTAL	\$1,125,000	\$0	\$1,125,000	\$0	\$0
				Federal:	\$900,000				
				State:	\$0				
Local:	\$225,000								
					ESTIMATED TOTAL PROJECT COST: \$1,125,000				
7226A-23	MADISON COUNTY TRANSIT DISTRICT New ADA BUS STOP IMPROVEMENTS AND SHELTERS LENGTH (mi): 0 AIR QUALITY STAT: Exempt - 93.126 PROJ PURPOSE: Preservation	S5307	Pedestrian Facility Transit Capital Imps.	PE	\$0	\$0	\$0	\$0	\$0
				ROW	\$0	\$0	\$0	\$0	\$0
				IMPL	\$1,000,000	\$500,000	\$500,000	\$0	\$0
				TOTAL	\$1,000,000	\$500,000	\$500,000	\$0	\$0
				Federal:	\$800,000				
				State:	\$0				
Local:	\$200,000								
					ESTIMATED TOTAL PROJECT COST: \$1,000,000				
7262D-23	MADISON COUNTY TRANSIT DISTRICT New ALTERNATIVE TRANSPORTATION PROGRAM MARKETING AND OUTREACH TO INCREASE TRANSIT USAGE TARGETING: EMPLOYERS/SIUE STUDENTS/PUBLIC LENGTH (mi): 0 AIR QUALITY STAT: Exempt - 93.126 PROJ PURPOSE: Congestion	CMAQ	Education/Marketing Program	PE	\$0	\$0	\$0	\$0	\$0
				ROW	\$0	\$0	\$0	\$0	\$0
				IMPL	\$750,000	\$750,000	\$0	\$0	\$0
				TOTAL	\$750,000	\$750,000	\$0	\$0	
				Federal:	\$600,000				
				State:	\$0				
Local:	\$150,000								
					ESTIMATED TOTAL PROJECT COST: \$750,000				
7145Q-22	MADISON COUNTY TRANSIT DISTRICT ALTON STATION PARK & RIDE LENGTH (mi): 0.0 AIR QUALITY STAT: Not Regionally Significant PROJ PURPOSE: Preservation	S5307	Transit Capital Imps. Park & Ride Lots	PE	\$0	\$0	\$0	\$0	\$0
				ROW	\$0	\$0	\$0	\$0	\$0
				IMPL	\$500,000	\$0	\$500,000	\$0	\$0
				TOTAL	\$500,000	\$0	\$500,000	\$0	\$0
				Federal:	\$400,000				
				State:	\$0				
Local:	\$100,000								
					ESTIMATED TOTAL PROJECT COST: \$500,000				
7226B-23	MADISON COUNTY TRANSIT DISTRICT New BASE SAFETY, SECURITY, IT LENGTH (mi): 0 AIR QUALITY STAT: Exempt - 93.126 PROJ PURPOSE: Preservation	S5307	Transit Capital Imps.	PE	\$0	\$0	\$0	\$0	\$0
				ROW	\$0	\$0	\$0	\$0	\$0
				IMPL	\$1,700,000	\$1,700,000	\$0	\$0	\$0
				TOTAL	\$1,700,000	\$1,700,000	\$0	\$0	
				Federal:	\$1,360,000				
				State:	\$0				
Local:	\$340,000								
					ESTIMATED TOTAL PROJECT COST: \$1,700,000				

FISCAL YEARS 2023-2026 TRANSPORTATION IMPROVEMENT PROGRAM

COUNTY: MADISON

ID	ORGANIZATION NAME/PROJECT TITLE/DESC	FUNDING CAT	IMPROVEMENTS		2023-2026 TOTAL	2023	2024	2025	2026
7226C-23 New	MADISON COUNTY TRANSIT DISTRICT COMPREHENSIVE FACILITIES VIDEO SURVEILLANCE	S5307	Transit Capital Imps.	PE	\$0	\$0	\$0	\$0	\$0
				ROW	\$0	\$0	\$0	\$0	\$0
				IMPL	\$3,500,000	\$500,000	\$1,500,000	\$1,500,000	\$0
				TOTAL	\$3,500,000	\$500,000	\$1,500,000	\$1,500,000	\$0
				ESTIMATED TOTAL PROJECT COST: \$3,500,000					
	LENGTH (mi): 0		Federal: \$2,800,000						
	AIR QUALITY STAT: Exempt - 93.126		State: \$0						
	PROJ PURPOSE: Preservation		Local: \$700,000						
7226D-25 New	MADISON COUNTY TRANSIT DISTRICT EV CHARGERS AT PARK & RIDE LOTS	S5307	Transit Capital Imps. Miscellaneous	PE	\$0	\$0	\$0	\$0	\$0
				ROW	\$0	\$0	\$0	\$0	\$0
				IMPL	\$500,000	\$0	\$0	\$250,000	\$250,000
				TOTAL	\$500,000	\$0	\$0	\$250,000	\$250,000
				ESTIMATED TOTAL PROJECT COST: \$500,000					
	LENGTH (mi): 0		Federal: \$400,000						
	AIR QUALITY STAT: Not Regionally Significant		State: \$0						
	PROJ PURPOSE: Preservation		Local: \$100,000						
7145P-21	MADISON COUNTY TRANSIT DISTRICT GRANITE CITY TRANSIT STATION RENOVATION	S5307	Transit Capital Imps.	PE	\$0	\$0	\$0	\$0	\$0
				ROW	\$0	\$0	\$0	\$0	\$0
				IMPL	\$300,000	\$300,000	\$0	\$0	\$0
				TOTAL	\$300,000	\$300,000	\$0	\$0	\$0
				ESTIMATED TOTAL PROJECT COST: \$300,000					
	LENGTH (mi): 0		Federal: \$240,000						
	AIR QUALITY STAT: Exempt - 93.126		State: \$0						
	PROJ PURPOSE: Preservation		Local: \$60,000						
7145V-25	MADISON COUNTY TRANSIT DISTRICT HEAVY DUTY TRANSIT BUSES 40' 10 REPLACEMENT	S5307	Transit Capital Imps.	PE	\$0	\$0	\$0	\$0	\$0
				ROW	\$0	\$0	\$0	\$0	\$0
				IMPL	\$6,750,000	\$0	\$0	\$6,750,000	\$0
				TOTAL	\$6,750,000	\$0	\$0	\$6,750,000	\$0
				ESTIMATED TOTAL PROJECT COST: \$6,750,000					
	LENGTH (mi): 0		Federal: \$5,400,000						
	AIR QUALITY STAT: Exempt - 93.126		State: \$0						
	PROJ PURPOSE: Preservation		Local: \$1,350,000						
7145UU-22	MADISON COUNTY TRANSIT DISTRICT HEAVY-DUTY TRANSIT BUSES 40' 5 REPLACEMENT	S5339	Transit Capital Imps.	PE	\$0	\$0	\$0	\$0	\$0
				ROW	\$0	\$0	\$0	\$0	\$0
				IMPL	\$3,375,000	\$3,375,000	\$0	\$0	\$0
				TOTAL	\$3,375,000	\$3,375,000	\$0	\$0	\$0
				ESTIMATED TOTAL PROJECT COST: \$3,375,000					
	LENGTH (mi): 0		Federal: \$2,700,000						
	AIR QUALITY STAT: Exempt - 93.126		State: \$0						
	PROJ PURPOSE: Preservation		Local: \$675,000						

FISCAL YEARS 2023-2026 TRANSPORTATION IMPROVEMENT PROGRAM

COUNTY: MADISON

ID	ORGANIZATION NAME/PROJECT TITLE/DESC	FUNDING CAT	IMPROVEMENTS		2023-2026 TOTAL	2023	2024	2025	2026
7145R-25	MADISON COUNTY TRANSIT DISTRICT LIGHT DUTY BUS INSPECTION SERVICES	S5307	Transit Capital Imps.	PE	\$0	\$0	\$0	\$0	\$0
				ROW	\$0	\$0	\$0	\$0	\$0
				IMPL	\$12,000	\$0	\$0	\$12,000	\$0
				TOTAL	\$12,000	\$0	\$0	\$12,000	\$0
				ESTIMATED TOTAL PROJECT COST:					\$12,000
LENGTH (mi): 0		Federal: \$9,600							
AIR QUALITY STAT: Exempt - 93.126		State: \$0							
PROJ PURPOSE: Preservation		Local: \$2,400							
7145S-25	MADISON COUNTY TRANSIT DISTRICT LIGHT DUTY BUS REPLACEMENT 25 REPLACEMENT BUSES	S5307	Transit Capital Imps.	PE	\$0	\$0	\$0	\$0	\$0
				ROW	\$0	\$0	\$0	\$0	\$0
				IMPL	\$3,897,500	\$0	\$0	\$3,897,500	\$0
				TOTAL	\$3,897,500	\$0	\$0	\$3,897,500	\$0
				ESTIMATED TOTAL PROJECT COST:					\$3,897,500
LENGTH (mi): 0		Federal: \$3,118,000							
AIR QUALITY STAT: Exempt - 93.126		State: \$0							
PROJ PURPOSE: Preservation		Local: \$779,500							
7226E-24 New	MADISON COUNTY TRANSIT DISTRICT MAINTENANCE FACILITY INGROUND VEHICLE LIFT REPLACEMENT	S5307	Transit Capital Imps.	PE	\$0	\$0	\$0	\$0	\$0
				ROW	\$0	\$0	\$0	\$0	\$0
				IMPL	\$250,000	\$0	\$250,000	\$0	\$0
				TOTAL	\$250,000	\$0	\$250,000	\$0	\$0
				ESTIMATED TOTAL PROJECT COST:					\$250,000
LENGTH (mi): 0		Federal: \$200,000							
AIR QUALITY STAT: Exempt - 93.126		State: \$0							
PROJ PURPOSE: Preservation		Local: \$50,000							
6444-15	MADISON COUNTY TRANSIT DISTRICT MCT TRANSIT OPERATIONS CENTER/SAFETY ENHANCEMENTS	S5307	Transit Capital Imps.	PE	\$0	\$0	\$0	\$0	\$0
				ROW	\$0	\$0	\$0	\$0	\$0
				IMPL	\$700,000	\$700,000	\$0	\$0	\$0
				TOTAL	\$700,000	\$700,000	\$0	\$0	\$0
				ESTIMATED TOTAL PROJECT COST:					\$700,000
LENGTH (mi): 0		Federal: \$560,000							
AIR QUALITY STAT: Not Regionally Significant		State: \$0							
PROJ PURPOSE: Access to Opportunity		Local: \$140,000							
7226F-26 New	MADISON COUNTY TRANSIT DISTRICT PREVENTATIVE MAINTENANCE FY 2026	S5307	Transit Capital Imps.	PE	\$0	\$0	\$0	\$0	\$0
				ROW	\$0	\$0	\$0	\$0	\$0
				IMPL	\$250,000	\$0	\$0	\$0	\$250,000
				TOTAL	\$250,000	\$0	\$0	\$0	\$250,000
				ESTIMATED TOTAL PROJECT COST:					\$250,000
LENGTH (mi): 0		Federal: \$200,000							
AIR QUALITY STAT: Exempt - 93.126		State: \$0							
PROJ PURPOSE: Preservation		Local: \$50,000							

FISCAL YEARS 2023-2026 TRANSPORTATION IMPROVEMENT PROGRAM

COUNTY: MADISON

ID	ORGANIZATION NAME/PROJECT TITLE/DESC	FUNDING CAT	IMPROVEMENTS		2023-2026 TOTAL	2023	2024	2025	2026
7145W-25	MADISON COUNTY TRANSIT DISTRICT PREVENTIVE MAINTENANCE FY 2025 LENGTH (mi): 0 AIR QUALITY STAT: Exempt - 93.126 PROJ PURPOSE: Preservation	S5307	Transit Capital Imps.	PE	\$0	\$0	\$0	\$0	\$0
				ROW	\$0	\$0	\$0	\$0	\$0
				IMPL	\$100,000	\$0	\$0	\$100,000	\$0
				TOTAL	\$100,000	\$0	\$0	\$100,000	\$0
				ESTIMATED TOTAL PROJECT COST: \$100,000					
6667V-23	MADISON COUNTY TRANSIT DISTRICT PREVENTIVE MAINTENANCE FY 2023 LENGTH (mi): 0 AIR QUALITY STAT: Exempt - 93.126 PROJ PURPOSE: Preservation	S5307	Transit Capital Imps.	PE	\$0	\$0	\$0	\$0	\$0
				ROW	\$0	\$0	\$0	\$0	\$0
				IMPL	\$100,000	\$100,000	\$0	\$0	\$0
				TOTAL	\$100,000	\$100,000	\$0	\$0	\$0
				ESTIMATED TOTAL PROJECT COST: \$100,000					
7145C-24	MADISON COUNTY TRANSIT DISTRICT PREVENTIVE MAINTENANCE FY 2024 LENGTH (mi): 0 AIR QUALITY STAT: Exempt - 93.126 PROJ PURPOSE: Preservation	S5307	Transit Capital Imps.	PE	\$0	\$0	\$0	\$0	\$0
				ROW	\$0	\$0	\$0	\$0	\$0
				IMPL	\$100,000	\$0	\$100,000	\$0	\$0
				TOTAL	\$100,000	\$0	\$100,000	\$0	\$0
				ESTIMATED TOTAL PROJECT COST: \$100,000					
7145G-24	MADISON COUNTY TRANSIT DISTRICT PROJECT ADMINISTRATION FY 2024 LENGTH (mi): 0 AIR QUALITY STAT: Exempt - 93.126 PROJ PURPOSE: Preservation	S5307	Transit Capital Imps.	PE	\$0	\$0	\$0	\$0	\$0
				ROW	\$0	\$0	\$0	\$0	\$0
				IMPL	\$250,000	\$0	\$250,000	\$0	\$0
				TOTAL	\$250,000	\$0	\$250,000	\$0	\$0
				ESTIMATED TOTAL PROJECT COST: \$250,000					
7145F-23	MADISON COUNTY TRANSIT DISTRICT PROJECT ADMINISTRATION FY 2023 LENGTH (mi): 0 AIR QUALITY STAT: Exempt - 93.126 PROJ PURPOSE: Preservation	S5307	Transit Capital Imps.	PE	\$0	\$0	\$0	\$0	\$0
				ROW	\$0	\$0	\$0	\$0	\$0
				IMPL	\$250,000	\$250,000	\$0	\$0	\$0
				TOTAL	\$250,000	\$250,000	\$0	\$0	\$0
				ESTIMATED TOTAL PROJECT COST: \$250,000					

FISCAL YEARS 2023-2026 TRANSPORTATION IMPROVEMENT PROGRAM

COUNTY: MADISON

ID	ORGANIZATION NAME/PROJECT TITLE/DESC	FUNDING CAT	IMPROVEMENTS		2023-2026 TOTAL	2023	2024	2025	2026
7145X-25	MADISON COUNTY TRANSIT DISTRICT PROJECT ADMINISTRATION FY 2025	S5307	Transit Capital Imps.	PE	\$0	\$0	\$0	\$0	\$0
				ROW	\$0	\$0	\$0	\$0	\$0
				IMPL	\$250,000	\$0	\$0	\$250,000	\$0
	LENGTH (mi): 0		Federal:	\$200,000	TOTAL	\$250,000	\$0	\$250,000	\$0
	AIR QUALITY STAT: Exempt - 93.126		State:	\$0	ESTIMATED TOTAL PROJECT COST: \$250,000				
	PROJ PURPOSE: Preservation		Local:	\$50,000					
7226K-26	MADISON COUNTY TRANSIT DISTRICT PROJECT ADMINISTRATION FY 2026	S5307	Miscellaneous	PE	\$0	\$0	\$0	\$0	\$0
				ROW	\$0	\$0	\$0	\$0	\$0
				IMPL	\$250,000	\$0	\$0	\$0	\$250,000
	LENGTH (mi): 0		Federal:	\$200,000	TOTAL	\$250,000	\$0	\$0	\$250,000
	AIR QUALITY STAT: Not Regionally Significant		State:	\$0	ESTIMATED TOTAL PROJECT COST: \$250,000				
	PROJ PURPOSE: Preservation		Local:	\$50,000					
7226G-23	MADISON COUNTY TRANSIT DISTRICT New RADIO COMMUNICATIONS SYSTEM	S5307	Transit Capital Imps.	PE	\$0	\$0	\$0	\$0	\$0
				ROW	\$0	\$0	\$0	\$0	\$0
				IMPL	\$1,950,000	\$1,950,000	\$0	\$0	\$0
	LENGTH (mi): 0		Federal:	\$1,560,000	TOTAL	\$1,950,000	\$1,950,000	\$0	\$0
	AIR QUALITY STAT: Exempt - 93.126		State:	\$0	ESTIMATED TOTAL PROJECT COST: \$1,950,000				
	PROJ PURPOSE: Preservation		Local:	\$390,000					
6667Q-21	MADISON COUNTY TRANSIT DISTRICT ST. JACOB PARK & RIDE LOT IMPROVEMENTS	S5307	Park & Ride Lots	PE	\$0	\$0	\$0	\$0	\$0
				ROW	\$0	\$0	\$0	\$0	\$0
				IMPL	\$500,000	\$0	\$500,000	\$0	\$0
	LENGTH (mi): 0		Federal:	\$400,000	TOTAL	\$500,000	\$0	\$500,000	\$0
	AIR QUALITY STAT: Not Regionally Significant		State:	\$0	ESTIMATED TOTAL PROJECT COST: \$500,000				
	PROJ PURPOSE: Preservation		Local:	\$100,000					
7145I-21	MADISON COUNTY TRANSIT DISTRICT TRANSIT SUPPORT EQUIPMENT TRACTORS REPLACE 2	S5307	Miscellaneous Transit Capital Imps.	PE	\$0	\$0	\$0	\$0	\$0
				ROW	\$0	\$0	\$0	\$0	\$0
				IMPL	\$191,000	\$0	\$0	\$191,000	\$0
	LENGTH (mi): 0		Federal:	\$152,800	TOTAL	\$191,000	\$0	\$191,000	\$0
	AIR QUALITY STAT: Exempt - 93.126		State:	\$0	ESTIMATED TOTAL PROJECT COST: \$191,000				
	PROJ PURPOSE: Preservation		Local:	\$38,200					

FISCAL YEARS 2023-2026 TRANSPORTATION IMPROVEMENT PROGRAM

COUNTY: MADISON

ID	ORGANIZATION NAME/PROJECT TITLE/DESC	FUNDING CAT	IMPROVEMENTS		2023-2026 TOTAL	2023	2024	2025	2026				
7145J-23	MADISON COUNTY TRANSIT DISTRICT VEHICLES (NON-REVENUE) DRIVER RELIEF REPLACE 22 LENGTH (mi): 0 AIR QUALITY STAT: Exempt - 93.126 PROJ PURPOSE: Preservation	S5307	Miscellaneous Transit Capital Imps.	PE	\$0	\$0	\$0	\$0	\$0				
				ROW	\$0	\$0	\$0	\$0	\$0				
				IMPL	\$924,000	\$0	\$924,000	\$0	\$0				
				TOTAL	\$924,000	\$0	\$924,000	\$0	\$0				
				ESTIMATED TOTAL PROJECT COST:					\$924,000				
7145K-22	MADISON COUNTY TRANSIT DISTRICT VEHICLES (NON-REVENUE) ROAD SUPERVISOR REPLACE 7 LENGTH (mi): 0 AIR QUALITY STAT: Exempt - 93.126 PROJ PURPOSE: Preservation	S5307	Miscellaneous Transit Capital Imps.	PE	\$0	\$0	\$0	\$0	\$0				
				ROW	\$0	\$0	\$0	\$0	\$0				
				IMPL	\$280,000	\$0	\$0	\$280,000	\$0				
				TOTAL	\$280,000	\$0	\$0	\$280,000	\$0				
				ESTIMATED TOTAL PROJECT COST:					\$280,000				
7226H-24 New	MADISON COUNTY TRANSIT DISTRICT VEHICLES (NON-REVENUE) TRUCK (EXPAND 1) LENGTH (mi): 0 AIR QUALITY STAT: Not Regionally Significant PROJ PURPOSE: Preservation	S5307	Miscellaneous	PE	\$0	\$0	\$0	\$0	\$0				
				ROW	\$0	\$0	\$0	\$0	\$0				
				IMPL	\$53,000	\$0	\$53,000	\$0	\$0				
				TOTAL	\$53,000	\$0	\$53,000	\$0	\$0				
				ESTIMATED TOTAL PROJECT COST:					\$53,000				
7145L-22	MADISON COUNTY TRANSIT DISTRICT VEHICLES (NON-REVENUE) TRANSIT SUPPORT REPLACEMENT LENGTH (mi): 0 AIR QUALITY STAT: Exempt - 93.126 PROJ PURPOSE: Preservation	S5307	Miscellaneous Transit Capital Imps.	PE	\$0	\$0	\$0	\$0	\$0				
				ROW	\$0	\$0	\$0	\$0	\$0				
				IMPL	\$35,000	\$0	\$35,000	\$0	\$0				
				TOTAL	\$35,000	\$0	\$35,000	\$0	\$0				
				ESTIMATED TOTAL PROJECT COST:					\$35,000				
7226I-23 New	MADISON COUNTY TRANSIT DISTRICT VIRTUALIZATION INFRASTRUCTURE LENGTH (mi): 0 AIR QUALITY STAT: Not Regionally Significant PROJ PURPOSE: Preservation	S5307	Miscellaneous	PE	\$0	\$0	\$0	\$0	\$0				
				ROW	\$0	\$0	\$0	\$0	\$0				
				IMPL	\$250,000	\$250,000	\$0	\$0	\$0				
				TOTAL	\$250,000	\$250,000	\$0	\$0	\$0				
				ESTIMATED TOTAL PROJECT COST:					\$250,000				

FISCAL YEARS 2023-2026 TRANSPORTATION IMPROVEMENT PROGRAM

COUNTY: MADISON

ID	ORGANIZATION NAME/PROJECT TITLE/DESC	FUNDING CAT	IMPROVEMENTS		2023-2026 TOTAL	2023	2024	2025	2026
7226J-24 New	MADISON COUNTY TRANSIT DISTRICT VOIP SYSTEM	S5307	Miscellaneous	PE	\$0	\$0	\$0	\$0	\$0
				ROW	\$0	\$0	\$0	\$0	\$0
				IMPL	\$400,000	\$0	\$200,000	\$200,000	\$0
				TOTAL	\$400,000	\$0	\$200,000	\$200,000	\$0
				ESTIMATED TOTAL PROJECT COST: \$400,000					
LENGTH (mi): 0			Federal:	\$320,000					
AIR QUALITY STAT: Not Regionally Significant			State:	\$0					
PROJ PURPOSE: Preservation			Local:	\$80,000					
7141H-24	MARYVILLE - 20-00018-02-RS KEEBLER ROAD, PHASE 3 LORRY LN TO 80' N/O W. MAIN ST RESURFACING - SIDEWALKS (6')	STP-S	Resurfacing 2 Lane Pvm Sidewalks	PE	\$0	\$0	\$0	\$0	\$0
				ROW	\$0	\$0	\$0	\$0	\$0
				IMPL	\$458,371	\$0	\$458,371	\$0	\$0
				TOTAL	\$458,371	\$0	\$458,371	\$0	\$0
				ESTIMATED TOTAL PROJECT COST: \$511,575					
LENGTH (mi): 0.3			Federal:	\$366,697					
AIR QUALITY STAT: Exempt - 93.126			State:	\$0					
PROJ PURPOSE: Preservation			Local:	\$91,674					
6831F-18	TROY - 17-00034-00-PV IL 162 AT OLD TROY ROAD CONSTRUCT ROUNDABOUT	CMAQ	Intersection Improvement	PE	\$0	\$0	\$0	\$0	\$0
				ROW	\$66,000	\$66,000	\$0	\$0	\$0
				IMPL	\$992,000	\$992,000	\$0	\$0	\$0
				TOTAL	\$1,058,000	\$1,058,000	\$0	\$0	\$0
				ESTIMATED TOTAL PROJECT COST: \$1,199,699					
LENGTH (mi): 0.3			Federal:	\$846,641					
AIR QUALITY STAT: Exempt - 93.127			State:	\$0					
PROJ PURPOSE: Congestion			Local:	\$211,359					
7261L-26 New	TROY RIGGIN ROAD BOUSE RD TO BRIDGE - RECONSTRUCT ZENK TO BOUSE SIDEWALK (5') - BIKE LANES (5') - BOUSE TO 162	STP-S	Widening to 12' Lanes Bicycle Facilities Sidewalks	PE	\$106,750	\$0	\$106,750	\$0	\$0
				ROW	\$0	\$0	\$0	\$0	\$0
				IMPL	\$826,250	\$0	\$0	\$0	\$826,250
				TOTAL	\$933,000	\$0	\$106,750	\$0	\$826,250
				ESTIMATED TOTAL PROJECT COST: \$933,000					
LENGTH (mi): 0.85			Federal:	\$661,000					
AIR QUALITY STAT: Exempt - 93.126			State:	\$0					
PROJ PURPOSE: Preservation			Local:	\$272,000					
5634-15	TROY - 11-00028-00-PV SPRING VALLEY ROAD, PHASE 3 560 FT N.OF AUSTIN DR TO 475 FT S. OF CHARLESTON DR RECONSTRUCTION, CURB AND GUTTER, SIDEWALKS	STP-S	Roadway Reconstruction Roadway - Curb & Gutter Pedestrian Facility	PE	\$0	\$0	\$0	\$0	\$0
				ROW	\$0	\$0	\$0	\$0	\$0
				IMPL	\$828,800	\$0	\$828,800	\$0	\$0
				TOTAL	\$828,800	\$0	\$828,800	\$0	\$0
				ESTIMATED TOTAL PROJECT COST: \$908,300					
LENGTH (mi): 0.36			Federal:	\$621,600					
AIR QUALITY STAT: Exempt - 93.126			State:	\$0					
PROJ PURPOSE: Preservation			Local:	\$207,200					

FISCAL YEARS 2023-2026 TRANSPORTATION IMPROVEMENT PROGRAM

COUNTY: MADISON

ID	ORGANIZATION NAME/PROJECT TITLE/DESC	FUNDING CAT	IMPROVEMENTS		2023-2026 TOTAL	2023	2024	2025	2026
6805A-20	TROY - 19-00035-00-PV TROY-O'FALLON ROAD AT COUNTRY LN ADD LEFT TURN LANE LENGTH (mi): 0.1 AIR QUALITY STAT: Exempt - 93.126 PROJ PURPOSE: Safety	HSIP	Left-turn lanes	PE	\$0	\$0	\$0	\$0	\$0
				ROW	\$64,000	\$64,000	\$0	\$0	\$0
				IMPL	\$559,000	\$559,000	\$0	\$0	\$0
				TOTAL	\$623,000	\$623,000	\$0	\$0	\$0
				Federal:	\$560,700				
				State:	\$0				
				Local:	\$62,300				
ESTIMATED TOTAL PROJECT COST:					\$721,000				
7195E-22	TROY - 21-00036-00-BT US 40 SHARED USE PATH EXTENSION S. MAIN ST TO CREEKSIDE DR (CA HENNING E.S.) SHARED USE PATH (10') LENGTH (mi): 0.6 AIR QUALITY STAT: Exempt - 93.126 PROJ PURPOSE: Sustainable Development	TAP	Bicycle Facilities Pedestrian Facility	PE	\$62,400	\$62,400	\$0	\$0	\$0
				ROW	\$0	\$0	\$0	\$0	\$0
				IMPL	\$478,400	\$0	\$478,400	\$0	\$0
				TOTAL	\$540,800	\$62,400	\$478,400	\$0	\$0
				Federal:	\$432,640				
				State:	\$54,080				
				Local:	\$54,080				
ESTIMATED TOTAL PROJECT COST:					\$540,800				
7215N-25	WOOD RIVER EDWARDSVILLE ROAD, PHASE 1 COTTER ST TO 2ND ST RESURFACING - CURB RAMPS LENGTH (mi): 0.47 AIR QUALITY STAT: Exempt - 93.126 PROJ PURPOSE: Preservation	STP-S	Resurfacing 2 Lane Pvmt Pedestrian Facility	PE	\$139,000	\$139,000	\$0	\$0	\$0
				ROW	\$0	\$0	\$0	\$0	\$0
				IMPL	\$491,000	\$0	\$0	\$491,000	\$0
				TOTAL	\$630,000	\$139,000	\$0	\$491,000	\$0
				Federal:	\$392,800				
				State:	\$0				
				Local:	\$237,200				
ESTIMATED TOTAL PROJECT COST:					\$630,000				
7261N-26 New	WOOD RIVER EDWARDSVILLE ROAD, PHASE 2 2ND ST TO 6TH ST RESURFACING - CURB RAMPS LENGTH (mi): 0.52 AIR QUALITY STAT: Exempt - 93.126 PROJ PURPOSE: Preservation	STP-S	Resurfacing 2 Lane Pvmt Pedestrian Facility	PE	\$95,000	\$0	\$95,000	\$0	\$0
				ROW	\$0	\$0	\$0	\$0	\$0
				IMPL	\$649,750	\$0	\$0	\$0	\$649,750
				TOTAL	\$744,750	\$0	\$95,000	\$0	\$649,750
				Federal:	\$519,800				
				State:	\$0				
				Local:	\$224,950				
ESTIMATED TOTAL PROJECT COST:					\$744,750				
6864-21	WOOD RIVER - 17-00048-00-RS WOOD RIVER AVENUE, PHASE 1 75' S/O ECKHARD TO 420' N/O EDWARDSVILLE RD (CITY LIMITS) RESURFACING LENGTH (mi): 0.53 AIR QUALITY STAT: Exempt - 93.126 PROJ PURPOSE: Preservation	STP-S	Resurfacing 2 Lane Pvmt Pedestrian Facility Roadway - Curb & Gutter	PE	\$0	\$0	\$0	\$0	\$0
				ROW	\$0	\$0	\$0	\$0	\$0
				IMPL	\$661,250	\$661,250	\$0	\$0	\$0
				TOTAL	\$661,250	\$661,250	\$0	\$0	\$0
				Federal:	\$431,250				
				State:	\$0				
				Local:	\$230,000				
ESTIMATED TOTAL PROJECT COST:					\$753,750				

FISCAL YEARS 2023-2026 TRANSPORTATION IMPROVEMENT PROGRAM

COUNTY: MADISON

ID	ORGANIZATION NAME/PROJECT TITLE/DESC	FUNDING CAT	IMPROVEMENTS		2023-2026 TOTAL	2023	2024	2025	2026
6934N-23	WOOD RIVER - 18-00048-01-RS WOOD RIVER AVENUE, PHASE 2 FERGUSON AVE TO 75' S/O ECKHARD AVE RESURFACING - CURB RAMPS LENGTH (mi): 0.45 AIR QUALITY STAT: Exempt - 93.126 PROJ PURPOSE: Preservation	STP-S	Resurfacing 2 Lane Pvmnt Pedestrian Facility	PE	\$0	\$0	\$0	\$0	\$0
				ROW	\$0	\$0	\$0	\$0	\$0
				IMPL	\$522,800	\$522,800	\$0	\$0	\$0
				TOTAL	\$522,800	\$522,800	\$0	\$0	\$0
			Federal:	\$338,100					
			State:	\$0					
			Local:	\$184,700					
					ESTIMATED TOTAL PROJECT COST: \$627,800				

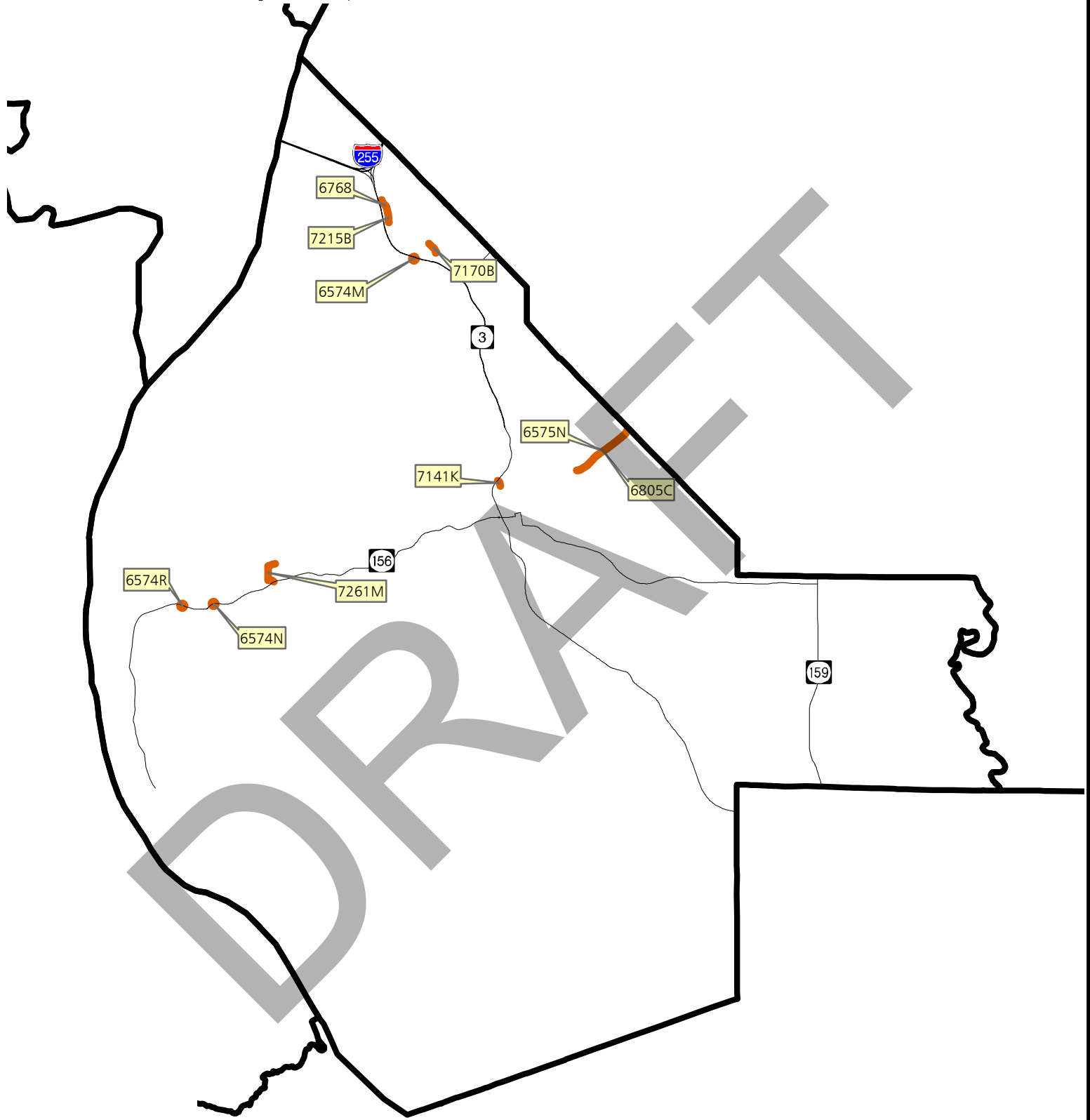
DRAFT

DRAFT

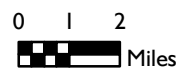
This page intentionally left blank

FY 2023 - 2026 TIP Monroe County Projects

DRAFT



June 2022



DRAFT

This page intentionally left blank

FISCAL YEARS 2023-2026 TRANSPORTATION IMPROVEMENT PROGRAM

COUNTY: MONROE

ID	ORGANIZATION NAME/PROJECT TITLE/DESC	FUNDING CAT	IMPROVEMENTS		2023-2026 TOTAL	2023	2024	2025	2026
6574M-22	COLUMBIA - 18-00055-00-BR CARL STREET OVER WILSON CREEK REPLACE BRIDGE LENGTH (mi): 0.1 AIR QUALITY STAT: Exempt - 93.126 PROJ PURPOSE: Preservation	STP-B	Replace Bridge(s)	PE	\$0	\$0	\$0	\$0	\$0
				ROW	\$0	\$0	\$0	\$0	\$0
				IMPL	\$500,000	\$500,000	\$0	\$0	\$0
				TOTAL	\$500,000	\$500,000	\$0	\$0	\$0
				Federal:	\$300,000				
				State:	\$0				
				Local:	\$200,000				
ESTIMATED TOTAL PROJECT COST:					\$500,000				
6768-20	COLUMBIA - 16-00053-00-PV GHENT ROAD, PHASE 1 PALMER CREEK BRIDGE TO CHRISTINA CT RECONSTRUCTION - SIDEWALK (5') LENGTH (mi): 0.37 AIR QUALITY STAT: Exempt - 93.126 PROJ PURPOSE: Preservation	STP-S	Roadway Reconstruction Roadway - Curb & Gutter Sidewalks	PE	\$0	\$0	\$0	\$0	\$0
				ROW	\$0	\$0	\$0	\$0	\$0
				IMPL	\$650,000	\$650,000	\$0	\$0	\$0
				TOTAL	\$650,000	\$650,000	\$0	\$0	\$0
				Federal:	\$487,500				
				State:	\$0				
				Local:	\$162,500				
ESTIMATED TOTAL PROJECT COST:					\$735,000				
7215B-25	COLUMBIA - 21-00053-01-PV GHENT ROAD, PHASE 2 CHRISTINA CT TO N. MAIN ST RESURFACING - WIDEN TO 13' LANES - SIDEWALK (5') LENGTH (mi): 0.29 AIR QUALITY STAT: Exempt - 93.126 PROJ PURPOSE: Preservation	STP-S	Resurfacing 2 Lane Pvmt Sidewalks Drainage Correction	PE	\$97,000	\$0	\$97,000	\$0	\$0
				ROW	\$0	\$0	\$0	\$0	\$0
				IMPL	\$700,000	\$0	\$0	\$700,000	\$0
				TOTAL	\$797,000	\$0	\$97,000	\$700,000	\$0
				Federal:	\$552,000				
				State:	\$0				
				Local:	\$245,000				
ESTIMATED TOTAL PROJECT COST:					\$797,000				
7170B-22	COLUMBIA - 21-00057-00-BT GM&O CONNECTOR SHARED USE PATH CHERRY ST TO CENTERVILLE/MAIN ST SHARED USE PATH (10') LENGTH (mi): 0.38 AIR QUALITY STAT: Exempt - 93.126 PROJ PURPOSE: Sustainable Development	TAP-S	Bicycle Facilities Pedestrian Facility	PE	\$0	\$0	\$0	\$0	\$0
				ROW	\$0	\$0	\$0	\$0	\$0
				IMPL	\$345,900	\$345,900	\$0	\$0	\$0
				TOTAL	\$345,900	\$345,900	\$0	\$0	\$0
				Federal:	\$276,430				
				State:	\$0				
				Local:	\$69,470				
ESTIMATED TOTAL PROJECT COST:					\$394,900				
6575N-24	MONROE COUNTY - 20-00061-01-RS FLORAVILLE ROAD WATERLOO CITY LIMITS TO MONROE/ST. CLAIR CO LINE RESURFACING LENGTH (mi): 2 AIR QUALITY STAT: Exempt - 93.126 PROJ PURPOSE: Preservation	STP-R	Resurfacing 2 Lane Pvmt	PE	\$0	\$0	\$0	\$0	\$0
				ROW	\$0	\$0	\$0	\$0	\$0
				IMPL	\$1,000,000	\$1,000,000	\$0	\$0	\$0
				TOTAL	\$1,000,000	\$1,000,000	\$0	\$0	\$0
				Federal:	\$800,000				
				State:	\$0				
				Local:	\$200,000				
ESTIMATED TOTAL PROJECT COST:					\$1,000,000				

FISCAL YEARS 2023-2026 TRANSPORTATION IMPROVEMENT PROGRAM

COUNTY: MONROE

ID	ORGANIZATION NAME/PROJECT TITLE/DESC	FUNDING CAT	IMPROVEMENTS		2023-2026 TOTAL	2023	2024	2025	2026
6805C-23	MONROE COUNTY - 20-00061-01-RS FLORAVILLE ROAD WATERLOO CITY LIMITS TO MONROE/ST. CLAIR CO LINE ASPHALT SHOULDERS, RUMBLE STRIPS, PAVEMENT MARKINGS LENGTH (mi): 2 AIR QUALITY STAT: Exempt - 93.126 PROJ PURPOSE: Safety	HSIP	Roadway Shoulders Miscellaneous	PE	\$0	\$0	\$0	\$0	\$0
				ROW	\$0	\$0	\$0	\$0	\$0
				IMPL	\$450,000	\$450,000	\$0	\$0	\$0
				TOTAL	\$450,000	\$450,000	\$0	\$0	\$0
				Federal:	\$405,000				
				State:	\$0				
Local:	\$45,000								
					ESTIMATED TOTAL PROJECT COST: \$450,000				
6574R-22	MONROE COUNTY - 21-00084-00-BR OLD ROUTE 156 OVER DRAINAGE CANAL - (NEAR W RD IN VALMEYER) REPLACE BRIDGE LENGTH (mi): 0.1 AIR QUALITY STAT: Exempt - 93.126 PROJ PURPOSE: Preservation	STP-B	Replace Bridge(s)	PE	\$0	\$0	\$0	\$0	\$0
				ROW	\$0	\$0	\$0	\$0	\$0
				IMPL	\$500,000	\$500,000	\$0	\$0	\$0
				TOTAL	\$500,000	\$500,000	\$0	\$0	\$0
				Federal:	\$400,000				
				State:	\$0				
Local:	\$100,000								
					ESTIMATED TOTAL PROJECT COST: \$500,000				
6574N-25 New	MONROE COUNTY - 19-00083-00-BR OLD RT 156 OVER DENNIS HOLLOW AT CEMETERY IN OLD VALMEYER REPLACE BRIDGE LENGTH (mi): 0.1 AIR QUALITY STAT: Exempt - 93.126 PROJ PURPOSE: Preservation	STP-B	Replace Bridge(s)	PE	\$0	\$0	\$0	\$0	\$0
				ROW	\$0	\$0	\$0	\$0	\$0
				IMPL	\$400,000	\$0	\$0	\$400,000	\$0
				TOTAL	\$400,000	\$0	\$0	\$400,000	\$0
				Federal:	\$320,000				
				State:	\$0				
Local:	\$80,000								
					ESTIMATED TOTAL PROJECT COST: \$400,000				
7261M-26 New	VALMEYER MEYER/CEDAR BLUFF/WOODLAND RIDGE IL 156 TO BLUFF MEADOWS RESURFACING - CURB RAMPS LENGTH (mi): 0.8 AIR QUALITY STAT: Exempt - 93.126 PROJ PURPOSE: Preservation	STP-S	Resurfacing 2 Lane Pvmnt Pedestrian Facility	PE	\$40,000	\$0	\$40,000	\$0	\$0
				ROW	\$0	\$0	\$0	\$0	\$0
				IMPL	\$720,000	\$0	\$0	\$0	\$720,000
				TOTAL	\$760,000	\$0	\$40,000	\$0	\$720,000
				Federal:	\$560,000				
				State:	\$0				
Local:	\$200,000								
					ESTIMATED TOTAL PROJECT COST: \$760,000				
7141K-24	WATERLOO - 20-00032-06-PV MOORE STREET, PHASE 7 IL 3 TO 960' N/O COLUMBIA AVE RECONSTRUCTION - SHARED USE PATH (8') LENGTH (mi): 0.19 AIR QUALITY STAT: Exempt - 93.126 PROJ PURPOSE: Preservation	STP-S	Roadway Reconstruction Bicycle Facilities Pedestrian Facility	PE	\$0	\$0	\$0	\$0	\$0
				ROW	\$0	\$0	\$0	\$0	\$0
				IMPL	\$1,204,915	\$1,204,915	\$0	\$0	\$0
				TOTAL	\$1,204,915	\$1,204,915	\$0	\$0	\$0
				Federal:	\$450,000				
				State:	\$0				
Local:	\$754,915								
					ESTIMATED TOTAL PROJECT COST: \$1,682,915				

DRAFT

Multi-County-Illinois Projects

DRAFT

This page intentionally left blank

FISCAL YEARS 2023-2026 TRANSPORTATION IMPROVEMENT PROGRAM

COUNTY: MULTI-COUNTY-I

ID	ORGANIZATION NAME/PROJECT TITLE/DESC	FUNDING CAT	IMPROVEMENTS		2023-2026 TOTAL	2023	2024	2025	2026
6995I-23 New	IDOT PROJECT ADMINISTRATION PROJECT ADMINISTRATION FOR 5310 PROJECTS FY 19 LENGTH (mi): 0 AIR QUALITY STAT: Exempt - 93.126 PROJ PURPOSE: Access to Opportunity	S5310	Transit Capital Imps.	PE ROW IMPL Federal: \$19,702 State: \$0 Local: \$0	\$0 \$0 \$19,702 TOTAL \$19,702	\$0 \$0 \$19,702 \$19,702	\$0 \$0 \$0 \$0	\$0 \$0 \$0 \$0	\$0 \$0 \$0 \$0
					ESTIMATED TOTAL PROJECT COST: \$19,702				
6997C-20	ILLINOIS CENTER FOR AUTISM OPERATING ASSISTANCE THREE YEARS OPERATING ASSISTANCE LENGTH (mi): 0 AIR QUALITY STAT: Exempt - 93.126 PROJ PURPOSE: Access to Opportunity	S5310	Transit Operating Asst.	PE ROW IMPL Federal: \$170,623 State: \$0 Local: \$170,623	\$0 \$0 \$341,246 TOTAL \$341,246	\$0 \$0 \$341,246 \$341,246	\$0 \$0 \$0 \$0	\$0 \$0 \$0 \$0	\$0 \$0 \$0 \$0
					ESTIMATED TOTAL PROJECT COST: \$445,776				
6995F-23 New	METRO EAST TRANSIT DISTRICT VEHICLE ACQUISITION MEDIUM DUTY VEHICLE INCLUDES \$13,400 TRANS. DEVELOPMENT CREDIT LENGTH (mi): 0 AIR QUALITY STAT: Exempt - 93.126 PROJ PURPOSE: Access to Opportunity	S5310	Transit Capital Imps.	PE ROW IMPL Federal: \$67,000 State: \$0 Local: \$0	\$0 \$0 \$67,000 TOTAL \$67,000	\$0 \$0 \$67,000 \$67,000	\$0 \$0 \$0 \$0	\$0 \$0 \$0 \$0	\$0 \$0 \$0 \$0
					ESTIMATED TOTAL PROJECT COST: \$67,000				
6995G-23 New	METRO EAST TRANSIT DISTRICT VEHICLE ACQUISITION MEDIUM DUTY VEHICLE INCLUDES \$13,400 TRANS. DEVELOPMENT CREDIT LENGTH (mi): 0 AIR QUALITY STAT: Exempt - 93.126 PROJ PURPOSE: Access to Opportunity	S5310	Transit Capital Imps.	PE ROW IMPL Federal: \$67,000 State: \$0 Local: \$0	\$0 \$0 \$67,000 TOTAL \$67,000	\$0 \$0 \$67,000 \$67,000	\$0 \$0 \$0 \$0	\$0 \$0 \$0 \$0	\$0 \$0 \$0 \$0
					ESTIMATED TOTAL PROJECT COST: \$67,000				
6995H-23 New	ST. CLAIR ASSOC. VOCATIONAL ENTERPRISES VEHICLE ACQUISITION MEDIUM DUTY VEHICLE INCLUDES \$8,663 TRANS. DEVELOPMENT CREDIT LENGTH (mi): 0 AIR QUALITY STAT: Exempt - 93.126 PROJ PURPOSE: Access to Opportunity	S5310	Transit Capital Imps.	PE ROW IMPL Federal: \$43,318 State: \$0 Local: \$0	\$0 \$0 \$43,318 TOTAL \$43,318	\$0 \$0 \$43,318 \$43,318	\$0 \$0 \$0 \$0	\$0 \$0 \$0 \$0	\$0 \$0 \$0 \$0
					ESTIMATED TOTAL PROJECT COST: \$43,318				

DRAFT

This page intentionally left blank

DRAFT

Multi-County-Missouri Projects

DRAFT

This page intentionally left blank

FISCAL YEARS 2023-2026 TRANSPORTATION IMPROVEMENT PROGRAM

COUNTY: MULTI-COUNTY-M

ID	ORGANIZATION NAME/PROJECT TITLE/DESC	FUNDING CAT	IMPROVEMENTS		2023-2026 TOTAL	2023	2024	2025	2026
6754A-18	BI-STATE DEVELOPMENT/METRO - CMAQ-5439(604) BUS REPLACEMENT - 2018 REPLACE 22 BUSES	CMAQ	Transit Capital Imps.	PE	\$0	\$0	\$0	\$0	\$0
				ROW	\$0	\$0	\$0	\$0	\$0
				IMPL	\$10,000,000	\$10,000,000	\$0	\$0	\$0
				TOTAL	\$10,000,000	\$10,000,000	\$0	\$0	\$0
				ESTIMATED TOTAL PROJECT COST: \$10,000,000					
	LENGTH (mi): 0		Federal: \$8,000,000						
	AIR QUALITY STAT: Exempt - 93.126		State: \$0						
	PROJ PURPOSE: Congestion		Local: \$2,000,000						
6814C-19	BI-STATE DEVELOPMENT/METRO BUS REPLACEMENT - 2019 (A) REPLACE 11 BUSES	CMAQ	Transit Capital Imps.	PE	\$0	\$0	\$0	\$0	\$0
				ROW	\$0	\$0	\$0	\$0	\$0
				IMPL	\$5,000,000	\$5,000,000	\$0	\$0	\$0
				TOTAL	\$5,000,000	\$5,000,000	\$0	\$0	\$0
				ESTIMATED TOTAL PROJECT COST: \$5,000,000					
	LENGTH (mi): 0		Federal: \$4,000,000						
	AIR QUALITY STAT: Exempt - 93.126		State: \$0						
	PROJ PURPOSE: Congestion		Local: \$1,000,000						
6814D-19	BI-STATE DEVELOPMENT/METRO BUS REPLACEMENT - 2019 (B) REPLACE 11 BUSES	CMAQ	Transit Capital Imps.	PE	\$0	\$0	\$0	\$0	\$0
				ROW	\$0	\$0	\$0	\$0	\$0
				IMPL	\$5,000,000	\$5,000,000	\$0	\$0	\$0
				TOTAL	\$5,000,000	\$5,000,000	\$0	\$0	\$0
				ESTIMATED TOTAL PROJECT COST: \$5,000,000					
	LENGTH (mi): 0		Federal: \$4,000,000						
	AIR QUALITY STAT: Exempt - 93.126		State: \$0						
	PROJ PURPOSE: Congestion		Local: \$1,000,000						
6926A-21	BI-STATE DEVELOPMENT/METRO BUS REPLACEMENT - 2021 (A) REPLACE FOUR BUSES	CMAQ	Transit Capital Imps.	PE	\$0	\$0	\$0	\$0	\$0
				ROW	\$0	\$0	\$0	\$0	\$0
				IMPL	\$5,000,000	\$5,000,000	\$0	\$0	\$0
				TOTAL	\$5,000,000	\$5,000,000	\$0	\$0	\$0
				ESTIMATED TOTAL PROJECT COST: \$5,000,000					
	LENGTH (mi): 0		Federal: \$4,000,000						
	AIR QUALITY STAT: Exempt - 93.126		State: \$0						
	PROJ PURPOSE: Congestion		Local: \$1,000,000						
6926B-21	BI-STATE DEVELOPMENT/METRO BUS REPLACEMENT - 2021 (B) REPLACE FOUR BUSES	CMAQ	Transit Capital Imps.	PE	\$0	\$0	\$0	\$0	\$0
				ROW	\$0	\$0	\$0	\$0	\$0
				IMPL	\$5,000,000	\$5,000,000	\$0	\$0	\$0
				TOTAL	\$5,000,000	\$5,000,000	\$0	\$0	\$0
				ESTIMATED TOTAL PROJECT COST: \$5,000,000					
	LENGTH (mi): 0		Federal: \$4,000,000						
	AIR QUALITY STAT: Exempt - 93.126		State: \$0						
	PROJ PURPOSE: Congestion		Local: \$1,000,000						

FISCAL YEARS 2023-2026 TRANSPORTATION IMPROVEMENT PROGRAM

COUNTY: MULTI-COUNTY-M

ID	ORGANIZATION NAME/PROJECT TITLE/DESC	FUNDING CAT	IMPROVEMENTS		2023-2026 TOTAL	2023	2024	2025	2026
7103C-23	BI-STATE DEVELOPMENT/METRO BUS REPLACEMENT - 2023 (A) REPLACE EIGHT BUSES	CMAQ	Transit Capital Imps.	PE	\$0	\$0	\$0	\$0	\$0
				ROW	\$0	\$0	\$0	\$0	\$0
				IMPL	\$3,921,220	\$3,921,220	\$0	\$0	\$0
				TOTAL	\$3,921,220	\$3,921,220	\$0	\$0	\$0
				ESTIMATED TOTAL PROJECT COST:					\$3,921,220
	LENGTH (mi): 0		Federal: \$3,136,896						
	AIR QUALITY STAT: Exempt - 93.126		State: \$0						
	PROJ PURPOSE: Congestion		Local: \$784,324						
7103D-23	BI-STATE DEVELOPMENT/METRO BUS REPLACEMENT - 2023 (B) REPLACE TEN BUSES	CMAQ	Transit Capital Imps.	PE	\$0	\$0	\$0	\$0	\$0
				ROW	\$0	\$0	\$0	\$0	\$0
				IMPL	\$4,901,400	\$4,901,400	\$0	\$0	\$0
				TOTAL	\$4,901,400	\$4,901,400	\$0	\$0	\$0
				ESTIMATED TOTAL PROJECT COST:					\$4,901,400
	LENGTH (mi): 0		Federal: \$3,921,120						
	AIR QUALITY STAT: Exempt - 93.126		State: \$0						
	PROJ PURPOSE: Congestion		Local: \$980,280						
7201A-24	BI-STATE DEVELOPMENT/METRO BUS REPLACEMENT - 2024 (A) REPLACE 10 BUSES	CMAQ	Transit Capital Imps.	PE	\$0	\$0	\$0	\$0	\$0
				ROW	\$0	\$0	\$0	\$0	\$0
				IMPL	\$5,710,530	\$0	\$5,710,530	\$0	\$0
				TOTAL	\$5,710,530	\$0	\$5,710,530	\$0	\$0
				ESTIMATED TOTAL PROJECT COST:					\$5,710,530
	LENGTH (mi): 0		Federal: \$4,568,424						
	AIR QUALITY STAT: Exempt - 93.126		State: \$0						
	PROJ PURPOSE: Congestion		Local: \$1,142,106						
7201B-24	BI-STATE DEVELOPMENT/METRO BUS REPLACEMENT - 2024 (B) REPLACE 10 BUSES	CMAQ	Transit Capital Imps.	PE	\$0	\$0	\$0	\$0	\$0
				ROW	\$0	\$0	\$0	\$0	\$0
				IMPL	\$5,710,530	\$0	\$5,710,530	\$0	\$0
				TOTAL	\$5,710,530	\$0	\$5,710,530	\$0	\$0
				ESTIMATED TOTAL PROJECT COST:					\$5,710,530
	LENGTH (mi): 0		Federal: \$4,568,424						
	AIR QUALITY STAT: Exempt - 93.126		State: \$0						
	PROJ PURPOSE: Congestion		Local: \$1,142,106						
7232C-25 New	BI-STATE DEVELOPMENT/METRO BUS REPLACEMENT - 2025 (A) REPLACE 10 BUSES	CMAQ	Transit Capital Imps.	PE	\$0	\$0	\$0	\$0	\$0
				ROW	\$0	\$0	\$0	\$0	\$0
				IMPL	\$5,225,960	\$0	\$0	\$5,225,960	\$0
				TOTAL	\$5,225,960	\$0	\$0	\$5,225,960	\$0
				ESTIMATED TOTAL PROJECT COST:					\$5,225,960
	LENGTH (mi): 0		Federal: \$4,180,768						
	AIR QUALITY STAT: Exempt - 93.126		State: \$0						
	PROJ PURPOSE: Congestion		Local: \$1,045,192						

FISCAL YEARS 2023-2026 TRANSPORTATION IMPROVEMENT PROGRAM

COUNTY: MULTI-COUNTY-M

ID	ORGANIZATION NAME/PROJECT TITLE/DESC	FUNDING CAT	IMPROVEMENTS		2023-2026 TOTAL	2023	2024	2025	2026
7232D-23 New	BI-STATE DEVELOPMENT/METRO BUS REPLACEMENT - 2025 (B) REPLACE 10 BUSES	CMAQ	Transit Capital Imps.	PE	\$0	\$0	\$0	\$0	\$0
				ROW	\$0	\$0	\$0	\$0	\$0
				IMPL	\$5,225,960	\$0	\$0	\$5,225,960	\$0
				TOTAL	\$5,225,960	\$0	\$0	\$5,225,960	\$0
				ESTIMATED TOTAL PROJECT COST:					\$5,225,960
	LENGTH (mi): 0		Federal: \$4,180,768						
	AIR QUALITY STAT: Exempt - 93.126		State: \$0						
	PROJ PURPOSE: Congestion		Local: \$1,045,192						
6939A-22	BI-STATE DEVELOPMENT/METRO CALL-A-RIDE VAN REPLACEMENT - 2022 (A) REPLACE NINE CALL-A-RIDE VANS	STP-S	Transit Capital Imps.	PE	\$0	\$0	\$0	\$0	\$0
				ROW	\$0	\$0	\$0	\$0	\$0
				IMPL	\$1,214,888	\$1,214,888	\$0	\$0	\$0
				TOTAL	\$1,214,888	\$1,214,888	\$0	\$0	\$0
				ESTIMATED TOTAL PROJECT COST:					\$1,214,888
	LENGTH (mi): 0		Federal: \$971,910						
	AIR QUALITY STAT: Exempt - 93.126		State: \$0						
	PROJ PURPOSE: Preservation		Local: \$242,978						
6939B-22	BI-STATE DEVELOPMENT/METRO CALL-A-RIDE VAN REPLACEMENT - 2022 (B) REPLACE NINE CALL-A-RIDE VANS	STP-S	Transit Capital Imps.	PE	\$0	\$0	\$0	\$0	\$0
				ROW	\$0	\$0	\$0	\$0	\$0
				IMPL	\$1,214,888	\$1,214,888	\$0	\$0	\$0
				TOTAL	\$1,214,888	\$1,214,888	\$0	\$0	\$0
				ESTIMATED TOTAL PROJECT COST:					\$1,214,888
	LENGTH (mi): 0		Federal: \$971,910						
	AIR QUALITY STAT: Exempt - 93.126		State: \$0						
	PROJ PURPOSE: Preservation		Local: \$242,978						
7103A-23	BI-STATE DEVELOPMENT/METRO CALL-A-RIDE VAN REPLACEMENT - 2023 (A) REPLACE EIGHT CALL-A-RIDE VANS	STP-S	Transit Capital Imps.	PE	\$0	\$0	\$0	\$0	\$0
				ROW	\$0	\$0	\$0	\$0	\$0
				IMPL	\$1,035,440	\$1,035,440	\$0	\$0	\$0
				TOTAL	\$1,035,440	\$1,035,440	\$0	\$0	\$0
				ESTIMATED TOTAL PROJECT COST:					\$1,035,440
	LENGTH (mi): 0		Federal: \$828,352						
	AIR QUALITY STAT: Exempt - 93.126		State: \$0						
	PROJ PURPOSE: Preservation		Local: \$207,088						
7103B-23	BI-STATE DEVELOPMENT/METRO CALL-A-RIDE VAN REPLACEMENT - 2023 (B) REPLACE NINE CALL-A-RIDE VANS	STP-S	Transit Capital Imps.	PE	\$0	\$0	\$0	\$0	\$0
				ROW	\$0	\$0	\$0	\$0	\$0
				IMPL	\$1,164,870	\$1,164,870	\$0	\$0	\$0
				TOTAL	\$1,164,870	\$1,164,870	\$0	\$0	\$0
				ESTIMATED TOTAL PROJECT COST:					\$1,164,870
	LENGTH (mi): 0		Federal: \$931,896						
	AIR QUALITY STAT: Exempt - 93.126		State: \$0						
	PROJ PURPOSE: Preservation		Local: \$232,974						

FISCAL YEARS 2023-2026 TRANSPORTATION IMPROVEMENT PROGRAM

COUNTY: MULTI-COUNTY-M

ID	ORGANIZATION NAME/PROJECT TITLE/DESC	FUNDING CAT	IMPROVEMENTS		2023-2026 TOTAL	2023	2024	2025	2026
7174A-25	BI-STATE DEVELOPMENT/METRO CALL-A-RIDE VAN REPLACEMENT - 2025 (A) REPLACE NINE CALL-A-RIDE VANS	STP-S	Transit Capital Imps.	PE	\$0	\$0	\$0	\$0	\$0
				ROW	\$0	\$0	\$0	\$0	\$0
				IMPL	\$1,404,801	\$0	\$0	\$1,404,801	\$0
				TOTAL	\$1,404,801	\$0	\$0	\$1,404,801	\$0
				ESTIMATED TOTAL PROJECT COST:					\$1,404,801
	LENGTH (mi): 0		Federal: \$1,123,841						
	AIR QUALITY STAT: Exempt - 93.126		State: \$0						
	PROJ PURPOSE: Preservation		Local: \$280,960						
7174B-25	BI-STATE DEVELOPMENT/METRO CALL-A-RIDE VAN REPLACEMENT - 2025 (B) REPLACE NINE CALL-A-RIDE VANS	STP-S	Transit Capital Imps.	PE	\$0	\$0	\$0	\$0	\$0
				ROW	\$0	\$0	\$0	\$0	\$0
				IMPL	\$1,404,801	\$0	\$0	\$1,404,801	\$0
				TOTAL	\$1,404,801	\$0	\$0	\$1,404,801	\$0
				ESTIMATED TOTAL PROJECT COST:					\$1,404,801
	LENGTH (mi): 0		Federal: \$1,123,841						
	AIR QUALITY STAT: Exempt - 93.126		State: \$0						
	PROJ PURPOSE: Preservation		Local: \$280,960						
7232A-26 New	BI-STATE DEVELOPMENT/METRO CALL-A-RIDE VEHICLE REPLACEMENT - 2026 (A) REPLACE NINE CALL-A-RIDE VANS	STP-S	Transit Capital Imps.	PE	\$0	\$0	\$0	\$0	\$0
				ROW	\$0	\$0	\$0	\$0	\$0
				IMPL	\$1,285,605	\$0	\$0	\$0	\$1,285,605
				TOTAL	\$1,285,605	\$0	\$0	\$0	\$1,285,605
				ESTIMATED TOTAL PROJECT COST:					\$1,285,605
	LENGTH (mi): 0		Federal: \$1,028,484						
	AIR QUALITY STAT: Exempt - 93.126		State: \$0						
	PROJ PURPOSE: Access to Opportunity		Local: \$257,121						
7232B-26 New	BI-STATE DEVELOPMENT/METRO CALL-A-RIDE VEHICLE REPLACEMENT - 2026 (B) REPLACE NINE CALL-A-RIDE VANS	STP-S	Transit Capital Imps.	PE	\$0	\$0	\$0	\$0	\$0
				ROW	\$0	\$0	\$0	\$0	\$0
				IMPL	\$1,285,605	\$0	\$0	\$0	\$1,285,605
				TOTAL	\$1,285,605	\$0	\$0	\$0	\$1,285,605
				ESTIMATED TOTAL PROJECT COST:					\$1,285,605
	LENGTH (mi): 0		Federal: \$1,028,484						
	AIR QUALITY STAT: Exempt - 93.126		State: \$0						
	PROJ PURPOSE: Access to Opportunity		Local: \$257,121						
7152A-21	BI-STATE DEVELOPMENT/METRO DEMAND RESPONSE PROGRAM EXPANSION ONE YEAR	S5310	Transit Capital Imps.	PE	\$0	\$0	\$0	\$0	\$0
				ROW	\$0	\$0	\$0	\$0	\$0
				IMPL	\$520,000	\$520,000	\$0	\$0	\$0
				TOTAL	\$520,000	\$520,000	\$0	\$0	\$0
				ESTIMATED TOTAL PROJECT COST:					\$520,000
	LENGTH (mi): 0		Federal: \$364,000						
	AIR QUALITY STAT: Exempt - 93.126		State: \$0						
	PROJ PURPOSE: Access to Opportunity		Local: \$156,000						

FISCAL YEARS 2023-2026 TRANSPORTATION IMPROVEMENT PROGRAM

COUNTY: MULTI-COUNTY-M

ID	ORGANIZATION NAME/PROJECT TITLE/DESC	FUNDING CAT	IMPROVEMENTS		2023-2026 TOTAL	2023	2024	2025	2026
6891L-21	BI-STATE DEVELOPMENT/METRO - CP0201 EMPLOYEE TRAINING METRO SYSTEM DE-ESCALATION TRAINING FOR EMPLOYEES LENGTH (mi): 0 AIR QUALITY STAT: Not Regionally Significant PROJ PURPOSE: Safety	S5312	Education/Marketing Program	PE	\$0	\$0	\$0	\$0	\$0
				ROW	\$0	\$0	\$0	\$0	\$0
				IMPL	\$250,000	\$250,000	\$0	\$0	\$0
				TOTAL	\$250,000	\$250,000	\$0	\$0	\$0
				Federal:	\$187,500				
				State:	\$0				
				Local:	\$62,500				
					ESTIMATED TOTAL PROJECT COST: \$250,000				
6438-15	BI-STATE DEVELOPMENT/METRO - OF1550,z;OF1560,z;OF FACILITY REHABILITATION LENGTH (mi): 0 AIR QUALITY STAT: Exempt - 93.126 PROJ PURPOSE: Preservation	S5307	Transit Capital Imps.	PE	\$0	\$0	\$0	\$0	\$0
				ROW	\$0	\$0	\$0	\$0	\$0
				IMPL	\$461,089	\$461,089	\$0	\$0	\$0
				TOTAL	\$461,089	\$461,089	\$0	\$0	\$0
				Federal:	\$368,871				
				State:	\$0				
				Local:	\$92,218				
					ESTIMATED TOTAL PROJECT COST: \$461,089				
5691-13	BI-STATE DEVELOPMENT/METRO - DS1310,d,y,z;DS1330, INFORMATION TECHNOLOGY PROJECTS OPERATIONS SUPPORT SYSTEMS LENGTH (mi): 0 AIR QUALITY STAT: Exempt - 93.126 PROJ PURPOSE: Preservation	S5307	Transit Capital Imps.	PE	\$0	\$0	\$0	\$0	\$0
				ROW	\$0	\$0	\$0	\$0	\$0
				IMPL	\$1,565,406	\$1,565,406	\$0	\$0	\$0
				TOTAL	\$1,565,406	\$1,565,406	\$0	\$0	\$0
				Federal:	\$1,252,325				
				State:	\$0				
				Local:	\$313,081				
					ESTIMATED TOTAL PROJECT COST: \$1,565,406				
6443-15	BI-STATE DEVELOPMENT/METRO - RV1490 LRV UPGRADES AND EQUIPMENT LIGHT RAIL VEHICLE IMPROVEMENTS LENGTH (mi): 0 AIR QUALITY STAT: Exempt - 93.126 PROJ PURPOSE: Preservation	FXDGW	Transit Capital Imps. MetroLink Improvements	PE	\$0	\$0	\$0	\$0	\$0
				ROW	\$0	\$0	\$0	\$0	\$0
				IMPL	\$22,262,434	\$22,262,434	\$0	\$0	\$0
				TOTAL	\$22,262,434	\$22,262,434	\$0	\$0	\$0
				Federal:	\$17,809,947				
				State:	\$0				
				Local:	\$4,452,487				
					ESTIMATED TOTAL PROJECT COST: \$22,262,434				
6975A-22	BI-STATE DEVELOPMENT/METRO METRO BUS REPLACEMENT - 2022 (A) REPLACE TEN BUSES LENGTH (mi): 0 AIR QUALITY STAT: Exempt - 93.126 PROJ PURPOSE: Congestion	CMAQ	Transit Capital Imps.	PE	\$0	\$0	\$0	\$0	\$0
				ROW	\$0	\$0	\$0	\$0	\$0
				IMPL	\$5,033,190	\$5,033,190	\$0	\$0	\$0
				TOTAL	\$5,033,190	\$5,033,190	\$0	\$0	\$0
				Federal:	\$4,026,552				
				State:	\$0				
				Local:	\$1,006,638				
					ESTIMATED TOTAL PROJECT COST: \$5,033,190				

FISCAL YEARS 2023-2026 TRANSPORTATION IMPROVEMENT PROGRAM

COUNTY: MULTI-COUNTY-M

ID	ORGANIZATION NAME/PROJECT TITLE/DESC	FUNDING CAT	IMPROVEMENTS		2023-2026 TOTAL	2023	2024	2025	2026
6975B-22	BI-STATE DEVELOPMENT/METRO METRO BUS REPLACEMENT - 2022 (B) REPLACE NINE BUSES LENGTH (mi): 0 AIR QUALITY STAT: Exempt - 93.126 PROJ PURPOSE: Congestion	CMAQ	Transit Capital Imps.	PE	\$0	\$0	\$0	\$0	\$0
				ROW	\$0	\$0	\$0	\$0	
				IMPL	\$4,529,871	\$4,529,871	\$0	\$0	
				TOTAL	\$4,529,871	\$4,529,871	\$0	\$0	
				ESTIMATED TOTAL PROJECT COST:				\$4,529,871	
5987A-14	BI-STATE DEVELOPMENT/METRO - EH1340 METRO BUS STOP SIGNAGE REPLACEMENT INSTALLATION OF METRO BUS STOP SIGNAGE WITH IMPROVED VISABILITY AND ADA COMPLIANT LENGTH (mi): 0 AIR QUALITY STAT: Exempt - 93.126 PROJ PURPOSE: Access to Opportunity	S5317	Signing	PE	\$0	\$0	\$0	\$0	\$0
				ROW	\$0	\$0	\$0	\$0	
				IMPL	\$73,471	\$73,471	\$0	\$0	
				TOTAL	\$73,471	\$73,471	\$0	\$0	
				ESTIMATED TOTAL PROJECT COST:				\$442,511	
6997A-20	BI-STATE DEVELOPMENT/METRO METRO CONNECTIONS PILOT CONTRACT SERVICES CAPITAL - DEMAND RESPONSE PILOT PROGRAM LENGTH (mi): 0 AIR QUALITY STAT: Exempt - 93.126 PROJ PURPOSE: Access to Opportunity	S5310	Transit Capital Imps.	PE	\$0	\$0	\$0	\$0	\$0
				ROW	\$0	\$0	\$0	\$0	
				IMPL	\$68,246	\$68,246	\$0	\$0	
				TOTAL	\$68,246	\$68,246	\$0	\$0	
				ESTIMATED TOTAL PROJECT COST:				\$662,380	
6889A-18	BI-STATE DEVELOPMENT/METRO METRO SYSTEM WAYFINDING, PHASE 3 LENGTH (mi): 0 AIR QUALITY STAT: Exempt - 93.126 PROJ PURPOSE: Access to Opportunity	S5310	Signing		\$0	\$0	\$0	\$0	\$0
			Transit Capital Imps.		\$0	\$0	\$0	\$0	
			IMPL	\$580,417	\$580,417	\$0	\$0		
			TOTAL	\$580,417	\$580,417	\$0	\$0		
			ESTIMATED TOTAL PROJECT COST:				\$580,417		
5680-13	BI-STATE DEVELOPMENT/METRO - PM1060;TF1200,d,z METROLINK STATION IMPROVEMENTS LENGTH (mi): 0 AIR QUALITY STAT: Exempt - 93.126 PROJ PURPOSE: Preservation	S5337	Transit Capital Imps.		\$0	\$0	\$0	\$0	\$0
			MetroLink Improvements		\$0	\$0	\$0	\$0	
			IMPL	\$2,045,629	\$2,045,629	\$0	\$0		
			TOTAL	\$2,045,629	\$2,045,629	\$0	\$0		
			ESTIMATED TOTAL PROJECT COST:				\$2,045,629		

FISCAL YEARS 2023-2026 TRANSPORTATION IMPROVEMENT PROGRAM

COUNTY: MULTI-COUNTY-M

ID	ORGANIZATION NAME/PROJECT TITLE/DESC	FUNDING CAT	IMPROVEMENTS		2023-2026 TOTAL	2023	2024	2025	2026
7264P-23 New	BI-STATE DEVELOPMENT/METRO PROJECT ADMINISTRATION PROJECT ADMINISTRATION FOR 5310 PROJECTS FY 22 LENGTH (mi): 0 AIR QUALITY STAT: Exempt - 93.126 PROJ PURPOSE: Access to Opportunity	S5310	Transit Operating Asst.	PE	\$0	\$0	\$0	\$0	\$0
				ROW	\$0	\$0	\$0	\$0	\$0
				IMPL	\$118,315	\$118,315	\$0	\$0	\$0
				TOTAL	\$118,315	\$118,315	\$0	\$0	\$0
				Federal:	\$118,315				
				State:	\$0				
Local:	\$0								
					ESTIMATED TOTAL PROJECT COST: \$118,315				
5925D-16	BI-STATE DEVELOPMENT/METRO - RV1600,z;SC1600;RV17S5307 REVENUE VEHICLES CALL-A-RIDE VANS LENGTH (mi): 0 AIR QUALITY STAT: Exempt - 93.126 PROJ PURPOSE: Preservation	S5307	Transit Capital Imps.	PE	\$0	\$0	\$0	\$0	\$0
				ROW	\$0	\$0	\$0	\$0	\$0
				IMPL	\$3,931,516	\$3,619,016	\$312,500	\$0	\$0
				TOTAL	\$3,931,516	\$3,619,016	\$312,500	\$0	\$0
				Federal:	\$3,145,213				
				State:	\$0				
Local:	\$786,303								
					ESTIMATED TOTAL PROJECT COST: \$3,931,516				
5661-12	BI-STATE DEVELOPMENT/METRO - DS1210,c,y TRANSIT ASSET MANAGEMENT PROGRAM DEVELOP AND IMPLEMENT AGENCY-WIDE ASSET MANAGEMENT SYSTEM LENGTH (mi): 0 AIR QUALITY STAT: Exempt - 93.126 PROJ PURPOSE: Preservation	S5307	Transit Capital Imps.	PE	\$0	\$0	\$0	\$0	\$0
				ROW	\$0	\$0	\$0	\$0	\$0
				IMPL	\$347,726	\$347,726	\$0	\$0	\$0
				TOTAL	\$347,726	\$347,726	\$0	\$0	\$0
				Federal:	\$278,181				
				State:	\$0				
Local:	\$69,545								
					ESTIMATED TOTAL PROJECT COST: \$3,989,695				
7264L-23 New	BI-STATE DEVELOPMENT/METRO WAYFINDING TECHNOLOGY AND OUTREACH LENGTH (mi): 0 AIR QUALITY STAT: Exempt - 93.126 PROJ PURPOSE: Access to Opportunity	S5310	Transit Capital Imps.	PE	\$0	\$0	\$0	\$0	\$0
				ROW	\$0	\$0	\$0	\$0	\$0
				IMPL	\$230,000	\$230,000	\$0	\$0	\$0
				TOTAL	\$230,000	\$230,000	\$0	\$0	\$0
				Federal:	\$184,000				
				State:	\$0				
Local:	\$46,000								
					ESTIMATED TOTAL PROJECT COST: \$230,000				
6888E-18	CARDINAL RITTER SENIOR SERVICES VEHICLE ACQUISITION ONE (1) WIDE BODY CUTAWAY REPLACEMENT LENGTH (mi): 0 AIR QUALITY STAT: Exempt - 93.126 PROJ PURPOSE: Access to Opportunity	S5310	Transit Capital Imps.	PE	\$0	\$0	\$0	\$0	\$0
				ROW	\$0	\$0	\$0	\$0	\$0
				IMPL	\$60,230	\$60,230	\$0	\$0	\$0
				TOTAL	\$60,230	\$60,230	\$0	\$0	\$0
				Federal:	\$48,184				
				State:	\$0				
Local:	\$12,046								
					ESTIMATED TOTAL PROJECT COST: \$60,230				

FISCAL YEARS 2023-2026 TRANSPORTATION IMPROVEMENT PROGRAM

COUNTY: MULTI-COUNTY-M

ID	ORGANIZATION NAME/PROJECT TITLE/DESC	FUNDING CAT	IMPROVEMENTS		2023-2026 TOTAL	2023	2024	2025	2026
6996B-20	CARDINAL RITTER SENIOR SERVICES VEHICLE ACQUISITION ONE (1) WIDE BODY CUTAWAY	S5310	Transit Capital Imps.	PE	\$0	\$0	\$0	\$0	\$0
				ROW	\$0	\$0	\$0	\$0	\$0
				IMPL	\$60,448	\$60,448	\$0	\$0	\$0
				TOTAL	\$60,448	\$60,448	\$0	\$0	\$0
					ESTIMATED TOTAL PROJECT COST: \$60,448				
	LENGTH (mi):	0	Federal:	\$48,358					
	AIR QUALITY STAT:	Exempt - 93.126	State:	\$0					
	PROJ PURPOSE:	Access to Opportunity	Local:	\$12,090					
6996C-20	CENTER FOR HEAD INJURY SERVICES VEHICLE ACQUISITION ONE (1) MINIVAN	S5310	Transit Capital Imps.	PE	\$0	\$0	\$0	\$0	\$0
				ROW	\$0	\$0	\$0	\$0	\$0
				IMPL	\$32,590	\$32,590	\$0	\$0	\$0
				TOTAL	\$32,590	\$32,590	\$0	\$0	\$0
					ESTIMATED TOTAL PROJECT COST: \$32,590				
	LENGTH (mi):	0	Federal:	\$26,072					
	AIR QUALITY STAT:	Exempt - 93.126	State:	\$0					
	PROJ PURPOSE:	Access to Opportunity	Local:	\$6,518					
7253-23 New	CITIZENS FOR MODERN TRANSIT/BI-STATE BUILDING TRANSIT RIDERSHIP STL CITY AND STL COUNTY - EDUCATION & OUTREACH EMPLOYER OUTREACH TWO YEAR PROGRAM	CMAQ	Education/Marketing Program	PE	\$0	\$0	\$0	\$0	\$0
				ROW	\$0	\$0	\$0	\$0	\$0
				IMPL	\$687,624	\$343,812	\$343,812	\$0	\$0
				TOTAL	\$687,624	\$343,812	\$343,812	\$0	\$0
					ESTIMATED TOTAL PROJECT COST: \$687,624				
	LENGTH (mi):	0	Federal:	\$550,098					
	AIR QUALITY STAT:	Exempt - 93.126	State:	\$0					
	PROJ PURPOSE:	Congestion	Local:	\$137,526					
7151A-21	CITY SENIORS VEHICLE ACQUISITION ONE MEDIUM-ROOF LONG CONVERSION VAN	S5310	Transit Capital Imps.	PE	\$0	\$0	\$0	\$0	\$0
				ROW	\$0	\$0	\$0	\$0	\$0
				IMPL	\$60,492	\$60,492	\$0	\$0	\$0
				TOTAL	\$60,492	\$60,492	\$0	\$0	\$0
					ESTIMATED TOTAL PROJECT COST: \$60,492				
	LENGTH (mi):	0	Federal:	\$48,393					
	AIR QUALITY STAT:	Exempt - 93.126	State:	\$0					
	PROJ PURPOSE:	Access to Opportunity	Local:	\$12,099					
6996H-20	EASTER SEALS MIDWEST VEHICLE ACQUISITION TWO (2) MINIVANS; ONE (1) LOWERED FLOOR ACCESSIBLE MINIVAN	S5310	Transit Capital Imps.	PE	\$0	\$0	\$0	\$0	\$0
				ROW	\$0	\$0	\$0	\$0	\$0
				IMPL	\$105,839	\$105,839	\$0	\$0	\$0
				TOTAL	\$105,839	\$105,839	\$0	\$0	\$0
					ESTIMATED TOTAL PROJECT COST: \$105,839				
	LENGTH (mi):	0	Federal:	\$84,671					
	AIR QUALITY STAT:	Exempt - 93.126	State:	\$0					
	PROJ PURPOSE:	Access to Opportunity	Local:	\$21,168					

FISCAL YEARS 2023-2026 TRANSPORTATION IMPROVEMENT PROGRAM

COUNTY: MULTI-COUNTY-M

ID	ORGANIZATION NAME/PROJECT TITLE/DESC	FUNDING CAT	IMPROVEMENTS		2023-2026 TOTAL	2023	2024	2025	2026
7264D-23 New	EASTERSEALS MIDWEST VEHICLE ACQUISITION ONE MINIVAN AND ONE LOWERED FLOOR MINIVAN	S5310	Transit Capital Imps.	PE	\$0	\$0	\$0	\$0	\$0
				ROW	\$0	\$0	\$0	\$0	\$0
				IMPL	\$100,475	\$100,475	\$0	\$0	\$0
				TOTAL	\$100,475	\$100,475	\$0	\$0	\$0
				ESTIMATED TOTAL PROJECT COST: \$100,475					
LENGTH (mi): 0		Federal:	\$80,380						
AIR QUALITY STAT: Exempt - 93.126		State:	\$0						
PROJ PURPOSE: Access to Opportunity		Local:	\$20,095						
6996I-20	EMMAUS HOMES VEHICLE ACQUISITION TWO (2) LOWERED FLOOR ACCESSIBLE MINIVANS	S5310	Transit Capital Imps.	PE	\$0	\$0	\$0	\$0	\$0
				ROW	\$0	\$0	\$0	\$0	\$0
				IMPL	\$78,406	\$78,406	\$0	\$0	\$0
				TOTAL	\$78,406	\$78,406	\$0	\$0	\$0
				ESTIMATED TOTAL PROJECT COST: \$78,406					
LENGTH (mi): 0		Federal:	\$62,724						
AIR QUALITY STAT: Exempt - 93.126		State:	\$0						
PROJ PURPOSE: Access to Opportunity		Local:	\$15,682						
7238B-25 New	GREAT RIVERS GREENWAY DEER CREEK GREENWAY BIG BEND BLVD TO RIVER DES PERES GREENWAY (AT MCCAUSLAND) - SHARED USE PATH	CMAQ	Bicycle Facilities Pedestrian Facility Signal Timing Progression	PE	\$310,000	\$310,000	\$0	\$0	\$0
				ROW	\$50,000	\$0	\$50,000	\$0	\$0
				IMPL	\$5,639,600	\$0	\$0	\$5,639,600	\$0
				TOTAL	\$5,999,600	\$310,000	\$50,000	\$5,639,600	\$0
				ESTIMATED TOTAL PROJECT COST: \$5,999,600					
LENGTH (mi): 1.25		Federal:	\$3,000,000						
AIR QUALITY STAT: Exempt - 93.126		State:	\$0						
PROJ PURPOSE: Sustainable Development		Local:	\$2,999,600						
6997D-20	INDEPENDENCE CENTER OPERATING ASSISTANCE TWO YEARS OPERATING ASSISTANCE	S5310	Transit Operating Asst.	PE	\$0	\$0	\$0	\$0	\$0
				ROW	\$0	\$0	\$0	\$0	\$0
				IMPL	\$311,600	\$311,600	\$0	\$0	\$0
				TOTAL	\$311,600	\$311,600	\$0	\$0	\$0
				ESTIMATED TOTAL PROJECT COST: \$311,600					
LENGTH (mi): 0		Federal:	\$155,800						
AIR QUALITY STAT: Exempt - 93.126		State:	\$0						
PROJ PURPOSE: Access to Opportunity		Local:	\$155,800						
7151D-21	INDEPENDENCE CENTER VEHICLE ACQUISITION ONE LOWERED FLOOR ACCESSIBLE MINIVAN	S5310	Transit Capital Imps.	PE	\$0	\$0	\$0	\$0	\$0
				ROW	\$0	\$0	\$0	\$0	\$0
				IMPL	\$43,099	\$43,099	\$0	\$0	\$0
				TOTAL	\$43,099	\$43,099	\$0	\$0	\$0
				ESTIMATED TOTAL PROJECT COST: \$43,099					
LENGTH (mi): 0		Federal:	\$34,479						
AIR QUALITY STAT: Exempt - 93.126		State:	\$0						
PROJ PURPOSE: Access to Opportunity		Local:	\$8,620						

FISCAL YEARS 2023-2026 TRANSPORTATION IMPROVEMENT PROGRAM

COUNTY: MULTI-COUNTY-M

ID	ORGANIZATION NAME/PROJECT TITLE/DESC	FUNDING CAT	IMPROVEMENTS		2023-2026 TOTAL	2023	2024	2025	2026
7264F-23 New	INDEPENDENCE CENTER VEHICLE AQUISITION ONE LOWERED FLOOR MINIVAN AND TWO HIGH ROOF LONG CONVERSION VANS	S5310	Transit Capital Imps.	PE	\$0	\$0	\$0	\$0	\$0
				ROW	\$0	\$0	\$0	\$0	\$0
				IMPL	\$173,168	\$173,168	\$0	\$0	\$0
	LENGTH (mi): 0		Federal:	\$138,534	TOTAL	\$173,168	\$173,168	\$0	\$0
	AIR QUALITY STAT: Exempt - 93.126		State:	\$0	ESTIMATED TOTAL PROJECT COST: \$173,168				
	PROJ PURPOSE: Access to Opportunity		Local:	\$34,634					
7205-23	JEFFERSON COUNTY PORT AUTHORITY - CMAQ-5445(607) MARINE VESSEL ENGINE REPOWER - 2023 REPOWER TWO MARINE VESSELS SERVING MISSISSIPPI RIVER IN NON-ATTAINMENT AREA	CMAQ	Miscellaneous	PE	\$0	\$0	\$0	\$0	\$0
				ROW	\$0	\$0	\$0	\$0	\$0
				IMPL	\$816,288	\$816,288	\$0	\$0	\$0
	LENGTH (mi): 0		Federal:	\$408,144	TOTAL	\$816,288	\$816,288	\$0	\$0
	AIR QUALITY STAT: Not Regionally Significant		State:	\$0	ESTIMATED TOTAL PROJECT COST: \$816,288				
	PROJ PURPOSE: Goods Movement		Local:	\$408,144					
7254-25 New	JEFFERSON COUNTY PORT AUTHORITY MARINE VESSEL ENGINE REPOWER - 2025 REPOWER ONE MARINE VESSEL SERVING MISSISSIPPI & MISSOURI RIVER IN NON ATTAINMENT AREA	CMAQ	Miscellaneous	PE	\$0	\$0	\$0	\$0	\$0
				ROW	\$0	\$0	\$0	\$0	\$0
				IMPL	\$2,998,000	\$0	\$0	\$2,998,000	\$0
	LENGTH (mi): 0		Federal:	\$1,499,000	TOTAL	\$2,998,000	\$0	\$0	\$2,998,000
	AIR QUALITY STAT: Not Regionally Significant		State:	\$0	ESTIMATED TOTAL PROJECT COST: \$2,998,000				
	PROJ PURPOSE: Goods Movement		Local:	\$1,499,000					
7264G-23 New	LIFEBRIDGE VEHICLE AQUISITION TWO MINIVANS	S5310	Transit Capital Imps.	PE	\$0	\$0	\$0	\$0	\$0
				ROW	\$0	\$0	\$0	\$0	\$0
				IMPL	\$894,060	\$894,060	\$0	\$0	\$0
	LENGTH (mi): 0		Federal:	\$71,525	TOTAL	\$894,060	\$894,060	\$0	\$0
	AIR QUALITY STAT: Exempt - 93.126		State:	\$0	ESTIMATED TOTAL PROJECT COST: \$89,406				
	PROJ PURPOSE: Access to Opportunity		Local:	\$17,881					
7255-23 New	LOOP TROLLEY TDD LOOP TROLLEY OPERATING ASSISTANCE FUNDING FOR TWO YEARS	CMAQ	Transit Capital Imps.	PE	\$0	\$0	\$0	\$0	\$0
				ROW	\$0	\$0	\$0	\$0	\$0
				IMPL	\$1,800,000	\$900,000	\$900,000	\$0	\$0
	LENGTH (mi): 2.2		Federal:	\$1,260,000	TOTAL	\$1,800,000	\$900,000	\$900,000	\$0
	AIR QUALITY STAT: Exempt - 93.126		State:	\$0	ESTIMATED TOTAL PROJECT COST: \$1,800,000				
	PROJ PURPOSE: Congestion		Local:	\$540,000					

FISCAL YEARS 2023-2026 TRANSPORTATION IMPROVEMENT PROGRAM

COUNTY: MULTI-COUNTY-M

ID	ORGANIZATION NAME/PROJECT TITLE/DESC	FUNDING CAT	IMPROVEMENTS		2023-2026 TOTAL	2023	2024	2025	2026
6989T-24	MODOT - 6Q3174G ADVANCE TRAFFIC MANAGEMENT SYSTEM (ATMS) MAINTENAN THROUGHOUT ST LOUIS DISTRICT CONSULTANT SERVICES FOR UPKEEP OF ATMS SOFTWARE LENGTH (mi): 0 AIR QUALITY STAT: Not Regionally Significant PROJ PURPOSE: Congestion	STAC*	Misc traffic control items/ITS	PE	\$2,000	\$1,000	\$1,000	\$0	\$0
				ROW	\$0	\$0	\$0	\$0	
				IMPL	\$450,000	\$0	\$450,000	\$0	
				TOTAL	\$452,000	\$1,000	\$451,000	\$0	
				Federal:	\$0				
				State:	\$452,000				
				Local:	\$0				
ESTIMATED TOTAL PROJECT COST:					\$453,000				
6807M-19	MODOT - 6P3332 ASPHALT PAVEMENT IMPROVEMENTS AT VARIOUS LOCATIONS JOB ORDER CONTRACTING (NON-INTERSTATE) LENGTH (mi): 0 AIR QUALITY STAT: Exempt - 93.126 PROJ PURPOSE: Preservation	STAC*	Miscellaneous	PE	\$93,000	\$0	\$93,000	\$0	\$0
				ROW	\$0	\$0	\$0	\$0	
				IMPL	\$2,472,000	\$0	\$2,472,000	\$0	
				TOTAL	\$2,565,000	\$0	\$2,565,000	\$0	
				Federal:	\$0				
				State:	\$2,565,000				
				Local:	\$0				
ESTIMATED TOTAL PROJECT COST:					\$2,565,000				
6936U-20	MODOT - 6P3447 BRIDGE REPAIRS AT VARIOUS PRIMARY ROUTE LOCATIONS IN THE ST LOUIS DISTRICT JOB ORDER CONTRACT FOR BRIDGE REPAIRS LENGTH (mi): 0 AIR QUALITY STAT: Exempt - 93.126 PROJ PURPOSE: Preservation	STAC*	Bridge Deck Repair	PE	\$160,000	\$0	\$0	\$160,000	\$0
				ROW	\$0	\$0	\$0	\$0	
				IMPL	\$2,334,000	\$0	\$0	\$2,334,000	
				TOTAL	\$2,494,000	\$0	\$0	\$2,494,000	
				Federal:	\$0				
				State:	\$2,494,000				
				Local:	\$0				
ESTIMATED TOTAL PROJECT COST:					\$2,495,000				
6936W-20	MODOT - 6P3428 BRIDGE REPAIRS AT VARIOUS PRIMARY ROUTE LOCATIONS IN THE ST LOUIS DISTRICT JOB ORDER CONTRACT FOR BRIDGE REPAIRS LENGTH (mi): 0 AIR QUALITY STAT: Exempt - 93.126 PROJ PURPOSE: Preservation	STAC*	Bridge Deck Repair	PE	\$160,000	\$160,000	\$0	\$0	\$0
				ROW	\$0	\$0	\$0	\$0	
				IMPL	\$2,200,000	\$2,200,000	\$0	\$0	
				TOTAL	\$2,360,000	\$2,360,000	\$0	\$0	
				Federal:	\$0				
				State:	\$2,360,000				
				Local:	\$0				
ESTIMATED TOTAL PROJECT COST:					\$2,361,000				
5645A-18	MODOT - STP-9901(646) BRIDGE/TUNNEL INSPECTIONS AT VARIOUS LOCATIONS (LOCALLY MAINTAINED) TUNNEL INSPECT. 21 & 23 - MATCH PD BY STL CITY(\$20K/YR) LENGTH (mi): 0 AIR QUALITY STAT: Exempt - 93.126 PROJ PURPOSE: Preservation	STP-S	Bridge(s)	PE	\$170,000	\$170,000	\$0	\$0	\$0
				ROW	\$0	\$0	\$0	\$0	
				IMPL	\$0	\$0	\$0	\$0	
				TOTAL	\$170,000	\$170,000	\$0	\$0	
				Federal:	\$136,000				
				State:	\$14,000				
				Local:	\$20,000				
ESTIMATED TOTAL PROJECT COST:					\$679,000				

*Refer to Appendix E for details on advanced construction.

FISCAL YEARS 2023-2026 TRANSPORTATION IMPROVEMENT PROGRAM

COUNTY: MULTI-COUNTY-M

ID	ORGANIZATION NAME/PROJECT TITLE/DESC	FUNDING CAT	IMPROVEMENTS		2023-2026 TOTAL	2023	2024	2025	2026
5645B-24	MODOT - STP-9901(646) BRIDGE/TUNNEL INSPECTIONS AT VARIOUS LOCATIONS (LOCALLY MAINTAINED) TUNNEL INSPECT. 25 - MATCH PD BY STL CITY (\$20K/YR) LENGTH (mi): 0 AIR QUALITY STAT: Exempt - 93.126 PROJ PURPOSE: Preservation	STP-S	Bridge(s)	PE	\$0	\$0	\$0	\$0	\$0
				ROW	\$0	\$0	\$0	\$0	\$0
				IMPL	\$341,000	\$0	\$107,000	\$154,000	\$80,000
				TOTAL	\$341,000	\$0	\$107,000	\$154,000	\$80,000
				Federal:	\$272,800				
				State:	\$48,200				
	Local:	\$20,000							
					ESTIMATED TOTAL PROJECT COST: \$341,000				
6936P-20	MODOT - 6P3454 CONCRETE PAVEMENT IMPROVEMENTS VARIOUS MAJOR ROUTE LOCATIONS IN THE ST LOUIS DISTRICT JOB ORDER CONTRACT LENGTH (mi): 0 AIR QUALITY STAT: Exempt - 93.126 PROJ PURPOSE: Preservation	STAC*	Resurfacing	PE	\$153,000	\$1,000	\$152,000	\$0	\$0
				ROW	\$0	\$0	\$0	\$0	\$0
				IMPL	\$2,163,000	\$0	\$2,163,000	\$0	\$0
				TOTAL	\$2,316,000	\$1,000	\$2,315,000	\$0	\$0
				Federal:	\$0				
				State:	\$2,316,000				
	Local:	\$0							
					ESTIMATED TOTAL PROJECT COST: \$2,323,000				
6936T-20	MODOT - 6P3448 FENCE REPAIR AT VARIOUS PRIMARY ROUTE LOCATIONS IN THE ST LOUIS DISTRICT JOB ORDER CONTRACT FOR FENCE REPAIR LENGTH (mi): 0 AIR QUALITY STAT: Exempt - 93.126 PROJ PURPOSE: Preservation	STATE	Miscellaneous	PE	\$37,000	\$0	\$37,000	\$0	\$0
				ROW	\$0	\$0	\$0	\$0	\$0
				IMPL	\$464,000	\$0	\$464,000	\$0	\$0
				TOTAL	\$501,000	\$0	\$501,000	\$0	\$0
				Federal:	\$0				
				State:	\$501,000				
	Local:	\$0							
					ESTIMATED TOTAL PROJECT COST: \$502,000				
6936R-20	MODOT - 6P3450 GUARD CABLE REPAIR AT VARIOUS PRIMARY ROUTE LOCATIONS IN THE ST LOUIS DISTRICT JOB ORDER CONTRACT FOR GUARD CABLE REPAIR LENGTH (mi): 0 AIR QUALITY STAT: Exempt - 93.126 PROJ PURPOSE: Safety	STAC*	Miscellaneous	PE	\$68,000	\$0	\$68,000	\$0	\$0
				ROW	\$0	\$0	\$0	\$0	\$0
				IMPL	\$927,000	\$0	\$927,000	\$0	\$0
				TOTAL	\$995,000	\$0	\$995,000	\$0	\$0
				Federal:	\$0				
				State:	\$995,000				
	Local:	\$0							
					ESTIMATED TOTAL PROJECT COST: \$996,000				
6989I-20	MODOT - 6P3462 GUARDRAIL REPAIR AT VARIOUS LOCATIONS IN FRANKLIN & JEFFERSON CO JOB ORDER CONTRACT FOR GUARDRAIL REPAIR LENGTH (mi): 0 AIR QUALITY STAT: Exempt - 93.126 PROJ PURPOSE: Safety	STAC*	Miscellaneous	PE	\$61,000	\$0	\$0	\$61,000	\$0
				ROW	\$0	\$0	\$0	\$0	\$0
				IMPL	\$849,000	\$0	\$0	\$849,000	\$0
				TOTAL	\$910,000	\$0	\$0	\$910,000	\$0
				Federal:	\$0				
				State:	\$910,000				
	Local:	\$0							
					ESTIMATED TOTAL PROJECT COST: \$911,000				

*Refer to Appendix E for details on advanced construction.

FISCAL YEARS 2023-2026 TRANSPORTATION IMPROVEMENT PROGRAM

COUNTY: MULTI-COUNTY-M

ID	ORGANIZATION NAME/PROJECT TITLE/DESC	FUNDING CAT	IMPROVEMENTS		2023-2026 TOTAL	2023	2024	2025	2026
6989B-20	MODOT - 6P3453 GUARDRAIL REPAIR AT VARIOUS LOCATION IN ST LOUIS CITY AND COUNTY JOB ORDER CONTRACT FOR GUARDRAIL REPAIR LENGTH (mi): 0 AIR QUALITY STAT: Exempt - 93.126 PROJ PURPOSE: Safety	STAC*	Miscellaneous	PE	\$250,000	\$250,000	\$0	\$0	\$0
				ROW	\$0	\$0	\$0	\$0	\$0
				IMPL	\$3,500,000	\$3,500,000	\$0	\$0	\$0
				TOTAL	\$3,750,000	\$3,750,000	\$0	\$0	\$0
				Federal:	\$0				
				State:	\$3,750,000				
				Local:	\$0				
					ESTIMATED TOTAL PROJECT COST: \$3,753,000				
6989G-23	MODOT - 6P3460 GUARDRAIL REPAIR AT VARIOUS LOCATIONS IN FRANKLIN AND JEFFERSON COUNTIES JOB ORDER CONTRACT FOR GUARDRAIL REPAIR LENGTH (mi): 0 AIR QUALITY STAT: Exempt - 93.126 PROJ PURPOSE: Safety	STAC*	Miscellaneous	PE	\$61,000	\$61,000	\$0	\$0	\$0
				ROW	\$0	\$0	\$0	\$0	\$0
				IMPL	\$800,000	\$800,000	\$0	\$0	\$0
				TOTAL	\$861,000	\$861,000	\$0	\$0	\$0
				Federal:	\$0				
				State:	\$861,000				
				Local:	\$0				
					ESTIMATED TOTAL PROJECT COST: \$861,000				
7171V-22	MODOT - 6I3580 I-270 MO 367 TO CHAIN OF ROCKS BRIDGE PAVEMENT RESURFACING LENGTH (mi): 3.21 AIR QUALITY STAT: Exempt - 93.126 PROJ PURPOSE: Preservation	NHPP	Resurfacing	PE	\$330,000	\$10,000	\$10,000	\$75,000	\$235,000
				ROW	\$0	\$0	\$0	\$0	\$0
				IMPL	\$2,228,000	\$0	\$0	\$0	\$2,228,000
				TOTAL	\$2,558,000	\$10,000	\$10,000	\$75,000	\$2,463,000
				Federal:	\$2,302,200				
				State:	\$255,800				
				Local:	\$0				
					ESTIMATED TOTAL PROJECT COST: \$2,578,000				
7216H-22	MODOT - 6I3651 I-44 VARIOUS BRIDGES IN ST LOUIS DISTRICT BRIDGE DECK SEALING LENGTH (mi): 0.9 AIR QUALITY STAT: Exempt - 93.126 PROJ PURPOSE: Preservation	NHPP	Bridge(s)	PE	\$120,000	\$120,000	\$0	\$0	\$0
				ROW	\$0	\$0	\$0	\$0	\$0
				IMPL	\$1,530,000	\$1,530,000	\$0	\$0	\$0
				TOTAL	\$1,650,000	\$1,650,000	\$0	\$0	\$0
				Federal:	\$1,320,000				
				State:	\$330,000				
				Local:	\$0				
					ESTIMATED TOTAL PROJECT COST: \$1,670,000				
6990Q-19	MODOT - 6I3427 I-55 LINDBERGH BOULEVARD TO I-44 PAVEMENT REHABILITATION LENGTH (mi): 11.03 AIR QUALITY STAT: Exempt - 93.126 PROJ PURPOSE: Preservation	NHPP	Resurfacing	PE	\$1,645,000	\$1,645,000	\$0	\$0	\$0
				ROW	\$0	\$0	\$0	\$0	\$0
				IMPL	\$19,831,000	\$19,831,000	\$0	\$0	\$0
				TOTAL	\$21,476,000	\$21,476,000	\$0	\$0	\$0
				Federal:	\$19,328,400				
				State:	\$2,147,600				
				Local:	\$0				
					ESTIMATED TOTAL PROJECT COST: \$22,617,000				

*Refer to Appendix E for details on advanced construction.

FISCAL YEARS 2023-2026 TRANSPORTATION IMPROVEMENT PROGRAM

COUNTY: MULTI-COUNTY-M

ID	ORGANIZATION NAME/PROJECT TITLE/DESC	FUNDING CAT	IMPROVEMENTS		2023-2026 TOTAL	2023	2024	2025	2026
6991D-20	MODOT - 6I3484 I-55 STE. GENEVIEVE CO LINE TO I-44 REPLACEMENT OF STRUCTURAL STEEL SIGNS LENGTH (mi): 43.2 AIR QUALITY STAT: Exempt - 93.126 PROJ PURPOSE: Preservation	NHPP	Signing	PE	\$199,000	\$5,000	\$194,000	\$0	\$0
				ROW	\$0	\$0	\$0	\$0	\$0
				IMPL	\$4,012,000	\$0	\$4,012,000	\$0	\$0
			Federal: \$3,789,900	TOTAL	\$4,211,000	\$5,000	\$4,206,000	\$0	\$0
			State: \$421,100	ESTIMATED TOTAL PROJECT COST: \$4,921,000					
			Local: \$0						
6806L-18	MODOT - 6I3290 I-55 OVER MERAMEC RIVER BRIDGE IMPROVEMENTS (BRIDGE A0609) LENGTH (mi): 0.287 AIR QUALITY STAT: Exempt - 93.126 PROJ PURPOSE: Preservation	NHFP	Rehabilitate Bridge(s)	PE	\$1,450,000	\$300,000	\$1,150,000	\$0	\$0
				ROW	\$0	\$0	\$0	\$0	\$0
				IMPL	\$12,829,000	\$0	\$12,829,000	\$0	\$0
			Federal: \$12,851,100	TOTAL	\$14,279,000	\$300,000	\$13,979,000	\$0	\$0
			State: \$1,427,900	ESTIMATED TOTAL PROJECT COST: \$14,640,000					
			Local: \$0						
7227L-23	MODOT - SL0005 New I-55 VARIOUS BRIDGES IN JEFFERSON & FRANKLIN COUNTY BRIDGE DECK SEALING LENGTH (mi): 67.51 AIR QUALITY STAT: Exempt - 93.126 PROJ PURPOSE: Preservation	NHPP	Rehabilitate Bridge(s)	PE	\$135,000	\$15,000	\$120,000	\$0	\$0
				ROW	\$0	\$0	\$0	\$0	\$0
				IMPL	\$1,576,000	\$0	\$1,576,000	\$0	\$0
			Federal: \$1,539,900	TOTAL	\$1,711,000	\$15,000	\$1,696,000	\$0	\$0
			State: \$171,100	ESTIMATED TOTAL PROJECT COST: \$1,711,000					
			Local: \$0						
7171J-23	MODOT - 6I3538 I-64 OVER THE MISSOURI RIVER BRIDGE REHABILITATION LENGTH (mi): 0.48 AIR QUALITY STAT: Exempt - 93.126 PROJ PURPOSE: Preservation	NHPP	Rehabilitate Bridge(s)	PE	\$755,000	\$200,000	\$555,000	\$0	\$0
				ROW	\$0	\$0	\$0	\$0	\$0
				IMPL	\$5,377,000	\$0	\$5,377,000	\$0	\$0
			Federal: \$5,518,800	TOTAL	\$6,132,000	\$200,000	\$5,932,000	\$0	\$0
			State: \$613,200	ESTIMATED TOTAL PROJECT COST: \$6,232,000					
			Local: \$0						
2606D-11	MODOT - 6I0978Z I-64 PAYBACK FOR 6I0978 (I-64 CORRIDOR) \$13.5 MILLION PER YEAR FROM 2011-2025 LENGTH (mi): 0 AIR QUALITY STAT: Not Regionally Significant PROJ PURPOSE: Preservation	STATE	Roadway Reconstruction Roadway Improvements Interchange Revision	PE	\$0	\$0	\$0	\$0	\$0
				ROW	\$0	\$0	\$0	\$0	\$0
				IMPL	\$35,056,000	\$11,686,000	\$11,686,000	\$11,684,000	\$0
			Federal: \$0	TOTAL	\$35,056,000	\$11,686,000	\$11,686,000	\$11,684,000	\$0
			State: \$35,056,000	ESTIMATED TOTAL PROJECT COST: \$189,800,000					
			Local: \$0						

FISCAL YEARS 2023-2026 TRANSPORTATION IMPROVEMENT PROGRAM

COUNTY: MULTI-COUNTY-M

ID	ORGANIZATION NAME/PROJECT TITLE/DESC	FUNDING CAT	IMPROVEMENTS		2023-2026 TOTAL	2023	2024	2025	2026
7216G-22	MODOT - 6I3650 I-64/I-270 I-64: I-70 TO MISSISSIPPI R; I-170 I-270 TO EAGER RD REPLACE STRUCTURAL STEEL SIGNS LENGTH (mi): 51.95 AIR QUALITY STAT: Exempt - 93.126 PROJ PURPOSE: Preservation	NHPP	Signing	PE	\$1,222,000	\$5,000	\$650,000	\$567,000	\$0
				ROW	\$0	\$0	\$0	\$0	\$0
				IMPL	\$4,132,000	\$0	\$0	\$4,132,000	\$0
				TOTAL	\$5,354,000	\$5,000	\$650,000	\$4,699,000	\$0
				Federal:	\$4,818,600				
				State:	\$535,400				
				Local:	\$0				
ESTIMATED TOTAL PROJECT COST:					\$5,359,000				
6936M-19	MODOT - 6I3463 I-70 WARREN COUNTY LINE TO MISSISSIPPI RIVER REPLACE STRUCTURAL STEEL SIGNS LENGTH (mi): 46.71 AIR QUALITY STAT: Exempt - 93.126 PROJ PURPOSE: Safety	NHPP	Signing	PE	\$162,000	\$162,000	\$0	\$0	\$0
				ROW	\$0	\$0	\$0	\$0	\$0
				IMPL	\$2,232,000	\$2,232,000	\$0	\$0	\$0
				TOTAL	\$2,394,000	\$2,394,000	\$0	\$0	\$0
				Federal:	\$2,154,600				
				State:	\$239,400				
				Local:	\$0				
ESTIMATED TOTAL PROJECT COST:					\$3,154,000				
7171M-22	MODOT - 6I3542 I-70/I-64/MO 370 OVER MISSOURI RIVER BRIDGE WASHING LENGTH (mi): 0.53 AIR QUALITY STAT: Exempt - 93.126 PROJ PURPOSE: Preservation	NHPP	Bridge(s)	PE	\$63,000	\$63,000	\$0	\$0	\$0
				ROW	\$0	\$0	\$0	\$0	\$0
				IMPL	\$536,000	\$536,000	\$0	\$0	\$0
				TOTAL	\$599,000	\$599,000	\$0	\$0	\$0
				Federal:	\$455,200				
				State:	\$143,800				
				Local:	\$0				
ESTIMATED TOTAL PROJECT COST:					\$600,000				
6989Q-20	MODOT - 6Q3174D ITS OPERATIONS CONTRACT STAFFING AND PROFESSIONAL SERVICES AT THE TMC LENGTH (mi): 0 AIR QUALITY STAT: Not Regionally Significant PROJ PURPOSE: Congestion	STAC*	Misc traffic control items/ITS	PE	\$2,000	\$1,000	\$1,000	\$0	\$0
				ROW	\$0	\$0	\$0	\$0	\$0
				IMPL	\$3,450,000	\$0	\$3,450,000	\$0	\$0
				TOTAL	\$3,452,000	\$1,000	\$3,451,000	\$0	\$0
				Federal:	\$0				
				State:	\$3,452,000				
				Local:	\$0				
ESTIMATED TOTAL PROJECT COST:					\$3,455,000				
6989R-20	MODOT - 6Q3174E ITS OPERATIONS AT VARIOUS LOCATIONS IN THE ST LOUIS DISTRICT ITS MAINTENANCE AND OPERATIONS LENGTH (mi): 0 AIR QUALITY STAT: Not Regionally Significant PROJ PURPOSE: Congestion	STAC*	Misc traffic control items/ITS	PE	\$2,000	\$1,000	\$1,000	\$0	\$0
				ROW	\$0	\$0	\$0	\$0	\$0
				IMPL	\$1,236,000	\$0	\$1,236,000	\$0	\$0
				TOTAL	\$1,238,000	\$1,000	\$1,237,000	\$0	\$0
				Federal:	\$0				
				State:	\$1,238,000				
				Local:	\$0				
ESTIMATED TOTAL PROJECT COST:					\$1,239,000				

*Refer to Appendix E for details on advanced construction.

FISCAL YEARS 2023-2026 TRANSPORTATION IMPROVEMENT PROGRAM

COUNTY: MULTI-COUNTY-M

ID	ORGANIZATION NAME/PROJECT TITLE/DESC	FUNDING CAT	IMPROVEMENTS		2023-2026 TOTAL	2023	2024	2025	2026
6989S-20	MODOT - 6Q3174F ITS OPERATIONS THROUGHOUT THE ST LOUIS DISTRICT ITS SYSTEM PRESERVATION, REPAIRS AND UPGRADES LENGTH (mi): 0 AIR QUALITY STAT: Not Regionally Significant PROJ PURPOSE: Congestion	STAC*	Misc traffic control items/ITS	PE ROW IMPL TOTAL	\$2,000 \$0 \$950,000 \$952,000	\$1,000 \$0 \$0 \$1,000	\$1,000 \$0 \$950,000 \$951,000	\$0 \$0 \$0 \$0	\$0 \$0 \$0 \$0
					ESTIMATED TOTAL PROJECT COST: \$955,000				
6990Y-20	MODOT - 6S3435 MO 30 MO PP TO I-44 NORTH OUTER RD PAVEMENT RESURFACING, BRIDGE REPLACEMENT AND GUARDRAIL AND ADA UPGRADES LENGTH (mi): 31.42 AIR QUALITY STAT: Exempt - 93.126 PROJ PURPOSE: Preservation	STAC*	Resurfacing Replace Bridge(s)	PE ROW IMPL TOTAL	\$2,555,000 \$20,000 \$25,583,000 \$28,158,000	\$2,555,000 \$20,000 \$0 \$28,158,000	\$0 \$0 \$0 \$0	\$0 \$0 \$0 \$0	\$0 \$0 \$0 \$0
					ESTIMATED TOTAL PROJECT COST: \$29,309,000				
7217U-22	MODOT - 6P3649 MO 370 E/O ELM POINT RD TO I-270 PAVEMENT RESURFACING LENGTH (mi): 7.05 AIR QUALITY STAT: Exempt - 93.126 PROJ PURPOSE: Preservation	NHPP	Resurfacing	PE ROW IMPL TOTAL	\$2,561,000 \$0 \$16,898,000 \$19,459,000	\$150,000 \$0 \$0 \$150,000	\$300,000 \$0 \$0 \$300,000	\$500,000 \$0 \$0 \$500,000	\$1,611,000 \$0 \$16,898,000 \$18,509,000
					ESTIMATED TOTAL PROJECT COST: \$19,509,000				
7216W-22	MODOT - 6P3554 New MO 370 OVER THE MISSOURI RIVER BRIDGE REHABILITATION LENGTH (mi): 0.8 AIR QUALITY STAT: Exempt - 93.126 PROJ PURPOSE: Preservation	NHPP	Rehabilitate Bridge(s)	PE ROW IMPL TOTAL	\$5,834,000 \$0 \$39,546,000 \$45,380,000	\$500,000 \$0 \$0 \$500,000	\$1,776,000 \$0 \$0 \$1,776,000	\$3,558,000 \$0 \$39,546,000 \$43,104,000	\$0 \$0 \$0 \$0
					ESTIMATED TOTAL PROJECT COST: \$45,390,000				
7217A-22	MODOT - 6P3584 MO 370/MO 364 VARIOUS LOCATIONS STRIPING AND SIGNAGE UPGRADES LENGTH (mi): 34.34 AIR QUALITY STAT: Exempt - 93.126 PROJ PURPOSE: Safety	HSIP	Signing	PE ROW IMPL TOTAL	\$59,000 \$0 \$500,000 \$559,000	\$59,000 \$0 \$500,000 \$559,000	\$0 \$0 \$0 \$0	\$0 \$0 \$0 \$0	\$0 \$0 \$0 \$0
					ESTIMATED TOTAL PROJECT COST: \$579,000				

*Refer to Appendix E for details on advanced construction.

FISCAL YEARS 2023-2026 TRANSPORTATION IMPROVEMENT PROGRAM

COUNTY: MULTI-COUNTY-M

ID	ORGANIZATION NAME/PROJECT TITLE/DESC	FUNDING CAT	IMPROVEMENTS		2023-2026 TOTAL	2023	2024	2025	2026
7228J-23 New	MODOT - SL0034 MO F PACIFIC STREET TO MO O PAVEMENT RESURFACING AND UPGRADE GUARDRAIL LENGTH (mi): 2.08 AIR QUALITY STAT: Exempt - 93.126 PROJ PURPOSE: Preservation	STAC*	Resurfacing	PE ROW IMPL TOTAL	\$455,000 \$0 \$852,000 \$1,307,000	\$50,000 \$0 \$0 \$50,000	\$200,000 \$0 \$0 \$200,000	\$205,000 \$0 \$852,000 \$1,057,000	\$0 \$0 \$0 \$0
			Federal: \$0 State: \$1,307,000 Local: \$0						
					ESTIMATED TOTAL PROJECT COST: \$1,307,000				
7228S-23 New	MODOT - SL0043 MO NN MO O TO MO 30 PAVEMENT RESURFACING AND UPGRADE GUARDRAIL LENGTH (mi): 10.26 AIR QUALITY STAT: Exempt - 93.126 PROJ PURPOSE: Preservation	STAC*	Resurfacing	PE ROW IMPL TOTAL	\$419,000 \$0 \$1,846,000 \$2,265,000	\$100,000 \$0 \$0 \$100,000	\$100,000 \$0 \$0 \$100,000	\$219,000 \$0 \$1,846,000 \$2,065,000	\$0 \$0 \$0 \$0
			Federal: \$0 State: \$2,265,000 Local: \$0						
					ESTIMATED TOTAL PROJECT COST: \$2,265,000				
7219W-22	MODOT - 6S3611 MO T MO 100 (FRANKLIN CO) TO MO 100 (STL CO) PAVEMENT RESURFACING LENGTH (mi): 14.98 AIR QUALITY STAT: Exempt - 93.126 PROJ PURPOSE: Preservation	STAC*	Resurfacing 2 Lane Pvmnt	PE ROW IMPL TOTAL	\$579,000 \$0 \$4,192,000 \$4,771,000	\$250,000 \$0 \$0 \$250,000	\$329,000 \$0 \$4,192,000 \$4,521,000	\$0 \$0 \$0 \$0	\$0 \$0 \$0 \$0
			Federal: \$0 State: \$4,771,000 Local: \$0						
					ESTIMATED TOTAL PROJECT COST: \$4,871,000				
7264K-23 New	MODOT PROJECT ADMINISTRATION PROJECT ADMINISTRATION FOR 5310 PROJECTS FY 22 LENGTH (mi): 0 AIR QUALITY STAT: Exempt - 93.126 PROJ PURPOSE: Access to Opportunity	S5310	Transit Operating Asst.	PE ROW IMPL TOTAL	\$0 \$0 \$147,178 \$147,178	\$0 \$0 \$147,178 \$147,178	\$0 \$0 \$0 \$0	\$0 \$0 \$0 \$0	\$0 \$0 \$0 \$0
			Federal: \$147,178 State: \$0 Local: \$0						
					ESTIMATED TOTAL PROJECT COST: \$147,178				
6996U-20	MODOT PROJECT ADMINISTRATION - 5310 ENHANCED MOBILITY PROJECT ADMINISTRATION FOR 5310 PROJECTS FY 19 LENGTH (mi): 0 AIR QUALITY STAT: Exempt - 93.126 PROJ PURPOSE: Access to Opportunity	S5310	Transit Operating Asst.	PE ROW IMPL TOTAL	\$0 \$0 \$98,345 \$98,345	\$0 \$0 \$98,345 \$98,345	\$0 \$0 \$0 \$0	\$0 \$0 \$0 \$0	\$0 \$0 \$0 \$0
			Federal: \$98,345 State: \$0 Local: \$0						
					ESTIMATED TOTAL PROJECT COST: \$98,345				

*Refer to Appendix E for details on advanced construction.

FISCAL YEARS 2023-2026 TRANSPORTATION IMPROVEMENT PROGRAM

COUNTY: MULTI-COUNTY-M

ID	ORGANIZATION NAME/PROJECT TITLE/DESC	FUNDING CAT	IMPROVEMENTS		2023-2026 TOTAL	2023	2024	2025	2026		
6794R-18	MODOT	S5310	Transit Operating Asst.	PE	\$0	\$0	\$0	\$0	\$0		
	PROJECT ADMINISTRATION - 5310 ENHANCED MOBILITY			ROW	\$0	\$0	\$0	\$0	\$0		
	PROJECT ADMINISTRATION FOR 5310 PROJECTS			IMPL	\$91,644	\$91,644	\$0	\$0	\$0		
	FY 17										
	LENGTH (mi): 0			Federal:	\$91,644	TOTAL	\$91,644	\$91,644	\$0	\$0	\$0
	AIR QUALITY STAT: Exempt - 93.126			State:	\$0						
	PROJ PURPOSE: Access to Opportunity			Local:	\$0	ESTIMATED TOTAL PROJECT COST: \$91,644					
6888O-19	MODOT	S5310	Transit Operating Asst.	PE	\$0	\$0	\$0	\$0	\$0		
	PROJECT ADMINISTRATION - 5310 ENHANCED MOBILITY			ROW	\$0	\$0	\$0	\$0	\$0		
	PROJECT ADMINISTRATION FOR 5310 PROJECTS			IMPL	\$76,961	\$76,961	\$0	\$0	\$0		
	FY 18										
	LENGTH (mi): 0			Federal:	\$76,961	TOTAL	\$76,961	\$76,961	\$0	\$0	\$0
	AIR QUALITY STAT: Exempt - 93.126			State:	\$0						
	PROJ PURPOSE: Access to Opportunity			Local:	\$0	ESTIMATED TOTAL PROJECT COST: \$76,961					
6996V-20	MODOT	S5310	Transit Operating Asst.	PE	\$0	\$0	\$0	\$0	\$0		
	PROJECT ADMINISTRATION - 5310 ENHANCED MOBILITY			ROW	\$0	\$0	\$0	\$0	\$0		
	PROJECT ADMINISTRATION FOR 5310 PROJECTS			IMPL	\$103,853	\$103,853	\$0	\$0	\$0		
	FY 20										
	LENGTH (mi): 0			Federal:	\$103,853	TOTAL	\$103,853	\$103,853	\$0	\$0	\$0
	AIR QUALITY STAT: Exempt - 93.126			State:	\$0						
	PROJ PURPOSE: Access to Opportunity			Local:	\$0	ESTIMATED TOTAL PROJECT COST: \$103,853					
7151J-22	MODOT	S5310	Transit Operating Asst.	PE	\$0	\$0	\$0	\$0	\$0		
	PROJECT ADMINISTRATION - 5310 ENHANCED MOBILITY			ROW	\$0	\$0	\$0	\$0	\$0		
	PROJECT ADMINISTRATION FOR 5310 PROJECTS			IMPL	\$101,084	\$101,084	\$0	\$0	\$0		
	FY 21										
	LENGTH (mi): 0			Federal:	\$101,084	TOTAL	\$101,084	\$101,084	\$0	\$0	\$0
	AIR QUALITY STAT: Exempt - 93.126			State:	\$0						
	PROJ PURPOSE: Access to Opportunity			Local:	\$0	ESTIMATED TOTAL PROJECT COST: \$101,084					
6794Q-18	MODOT	S5310	Transit Operating Asst.	PE	\$0	\$0	\$0	\$0	\$0		
	PROJECT ADMINISTRATION - 5310 ENHANCED MOBILITY			ROW	\$0	\$0	\$0	\$0	\$0		
	PROJECT ADMINISTRATION FOR 5310 PROJECTS			IMPL	\$67	\$67	\$0	\$0	\$0		
	FY 16										
	LENGTH (mi): 0			Federal:	\$67	TOTAL	\$67	\$67	\$0	\$0	\$0
	AIR QUALITY STAT: Exempt - 93.126			State:	\$0						
	PROJ PURPOSE: Access to Opportunity			Local:	\$0	ESTIMATED TOTAL PROJECT COST: \$92,077					

FISCAL YEARS 2023-2026 TRANSPORTATION IMPROVEMENT PROGRAM

COUNTY: MULTI-COUNTY-M

ID	ORGANIZATION NAME/PROJECT TITLE/DESC	FUNDING CAT	IMPROVEMENTS		2023-2026 TOTAL	2023	2024	2025	2026
6989N-20	MODOT - 6P3496 SAFETY IMPROVEMENTS AT VARIOUS LOCATIONS IN THE ST LOUIS DISTRICT POTENTIAL DESIGN/BUILD SAFETY PROJECT LENGTH (mi): 0 AIR QUALITY STAT: Exempt - 93.126 PROJ PURPOSE: Safety	HSIP	Miscellaneous	PE	\$1,463,000	\$1,463,000	\$0	\$0	\$0
				ROW	\$50,000	\$50,000	\$0	\$0	\$0
				IMPL	\$29,698,000	\$29,698,000	\$0	\$0	\$0
				TOTAL	\$31,211,000	\$31,211,000	\$0	\$0	\$0
				Federal:	\$28,089,900				
				State:	\$3,121,100				
Local:	\$0								
					ESTIMATED TOTAL PROJECT COST: \$32,001,000				
7134A-22	MODOT - 6S3597 SIGNAL OPTIMIZATION - 2023 MO 231: HOFFMEISTER TO US 67; US 67: MO 231 TO I-55 LENGTH (mi): 13.1 AIR QUALITY STAT: Regionally Significant PROJ PURPOSE: Congestion	NHPP	Signal Timing Progression	PE	\$1,000	\$1,000	\$0	\$0	\$0
				ROW	\$0	\$0	\$0	\$0	\$0
				IMPL	\$0	\$0	\$0	\$0	\$0
				TOTAL	\$1,000	\$1,000	\$0	\$0	\$0
				Federal:	\$800				
				State:	\$200				
Local:	\$0								
					ESTIMATED TOTAL PROJECT COST: \$2,000				
7134-23	MODOT - 6S3597 SIGNAL OPTIMIZATION - 2023 MO 231: HOFFMEISTER TO US 67; US 67: MO 231 TO I-55 LENGTH (mi): 13.1 AIR QUALITY STAT: Regionally Significant PROJ PURPOSE: Congestion	CMAQ	Signal Timing Progression	PE	\$0	\$0	\$0	\$0	\$0
				ROW	\$0	\$0	\$0	\$0	\$0
				IMPL	\$1,196,260	\$1,196,260	\$0	\$0	\$0
				TOTAL	\$1,196,260	\$1,196,260	\$0	\$0	\$0
				Federal:	\$957,008				
				State:	\$239,252				
Local:	\$0								
					ESTIMATED TOTAL PROJECT COST: \$1,196,260				
7171T-22	MODOT - 6I3576 SIGNAL REPLACEMENTS MO EE - MO 115 TO MO 180, MO U AT BURRWOOD I-70 RAMP/E TAYLOR AT WEST FLORISSANT LENGTH (mi): 0.24 AIR QUALITY STAT: Exempt - 93.126 PROJ PURPOSE: Preservation	NHPP	Traffic Signals	PE	\$243,000	\$243,000	\$0	\$0	\$0
				ROW	\$0	\$0	\$0	\$0	\$0
				IMPL	\$1,601,000	\$1,601,000	\$0	\$0	\$0
				TOTAL	\$1,844,000	\$1,844,000	\$0	\$0	\$0
				Federal:	\$1,475,200				
				State:	\$368,800				
Local:	\$0								
					ESTIMATED TOTAL PROJECT COST: \$1,875,000				
6989P-20	MODOT - 6Q3174C TRAFFIC MANAGEMENT CENTER (TMC) ITS OPERATIONS MODOT STAFF, EQUIPMENT MAINTENANCE, AND TMC OPERATIONS LENGTH (mi): 0 AIR QUALITY STAT: Not Regionally Significant PROJ PURPOSE: Congestion	STAC*	Misc traffic control items/ITS	PE	\$2,000	\$1,000	\$1,000	\$0	\$0
				ROW	\$0	\$0	\$0	\$0	\$0
				IMPL	\$800,000	\$0	\$800,000	\$0	\$0
				TOTAL	\$802,000	\$1,000	\$801,000	\$0	\$0
				Federal:	\$0				
				State:	\$802,000				
Local:	\$0								
					ESTIMATED TOTAL PROJECT COST: \$805,000				

*Refer to Appendix E for details on advanced construction.

FISCAL YEARS 2023-2026 TRANSPORTATION IMPROVEMENT PROGRAM

COUNTY: MULTI-COUNTY-M

ID	ORGANIZATION NAME/PROJECT TITLE/DESC	FUNDING CAT	IMPROVEMENTS		2023-2026 TOTAL	2023	2024	2025	2026
6992U-21	MODOT - 6P3570 US 67 MO 367 TO MISSISSIPPI RIVER PAVEMENT AND BRIDGE IMPROVEMENTS LENGTH (mi): 6.12 AIR QUALITY STAT: Exempt - 93.126 PROJ PURPOSE: Preservation	NHPP	Resurfacing 4 Lane Pvmnt Bridge(s)	PE	\$625,000	\$100,000	\$525,000	\$0	\$0
				ROW	\$0	\$0	\$0	\$0	\$0
				IMPL	\$6,379,000	\$0	\$6,379,000	\$0	\$0
				TOTAL	\$7,004,000	\$100,000	\$6,904,000	\$0	\$0
				Federal:	\$5,603,200				
				State:	\$1,400,800				
Local:	\$0								
					ESTIMATED TOTAL PROJECT COST: \$7,354,000				
6892H-23	MODOT - 6Q3386E VARIOUS ST LOUIS DISTRICT ITS MAINTENANCE AND OPERATIONS LENGTH (mi): 0 AIR QUALITY STAT: Not Regionally Significant PROJ PURPOSE: Congestion	STAC*	Misc traffic control items/ITS	PE	\$100,000	\$100,000	\$0	\$0	\$0
				ROW	\$0	\$0	\$0	\$0	\$0
				IMPL	\$1,450,000	\$1,450,000	\$0	\$0	\$0
				TOTAL	\$1,550,000	\$1,550,000	\$0	\$0	\$0
				Federal:	\$0				
				State:	\$1,550,000				
Local:	\$0								
					ESTIMATED TOTAL PROJECT COST: \$1,551,000				
4772-08	MODOT - 5B0800U VARIOUS PAYBACK FOR SAFE AND SOUND (800 BRIDGES) \$1.31 MILLION/YEAR UNTIL 2033 LENGTH (mi): 0 AIR QUALITY STAT: Not Regionally Significant PROJ PURPOSE: Preservation	STATE	Rehabilitate Bridge(s)	PE	\$0	\$0	\$0	\$0	\$0
				ROW	\$0	\$0	\$0	\$0	\$0
				IMPL	\$5,240,000	\$1,310,000	\$1,310,000	\$1,310,000	\$1,310,000
				TOTAL	\$5,240,000	\$1,310,000	\$1,310,000	\$1,310,000	\$1,310,000
				Federal:	\$0				
				State:	\$5,240,000				
Local:	\$0								
					ESTIMATED TOTAL PROJECT COST: \$29,958,000				
7217Z-22	MODOT - 6Q2025D VARIOUS AT THE TMC BUILDING ITS OPERATIONS, CONTRACT STAFFING AND PROFESSIONAL SERVICES LENGTH (mi): 0 AIR QUALITY STAT: Not Regionally Significant PROJ PURPOSE: Congestion	STAC*	Misc traffic control items/ITS	PE	\$3,000	\$1,000	\$1,000	\$1,000	\$0
				ROW	\$0	\$0	\$0	\$0	\$0
				IMPL	\$3,550,000	\$0	\$0	\$3,550,000	\$0
				TOTAL	\$3,553,000	\$1,000	\$1,000	\$3,551,000	\$0
				Federal:	\$0				
				State:	\$3,553,000				
Local:	\$0								
					ESTIMATED TOTAL PROJECT COST: \$3,554,000				
7217P-22	MODOT - 6P3639 VARIOUS IN ST LOUIS CITY AND ST LOUIS COUNTY JOB ORDER CONTRACTING FOR GUARDRAIL REPAIR LENGTH (mi): 0 AIR QUALITY STAT: Exempt - 93.126 PROJ PURPOSE: Safety	STAC*	Miscellaneous	PE	\$252,000	\$1,000	\$1,000	\$250,000	\$0
				ROW	\$0	\$0	\$0	\$0	\$0
				IMPL	\$3,713,000	\$0	\$0	\$3,713,000	\$0
				TOTAL	\$3,965,000	\$1,000	\$1,000	\$3,963,000	\$0
				Federal:	\$0				
				State:	\$3,965,000				
Local:	\$0								
					ESTIMATED TOTAL PROJECT COST: \$3,966,000				

*Refer to Appendix E for details on advanced construction.

FISCAL YEARS 2023-2026 TRANSPORTATION IMPROVEMENT PROGRAM

COUNTY: MULTI-COUNTY-M

ID	ORGANIZATION NAME/PROJECT TITLE/DESC	FUNDING CAT	IMPROVEMENTS		2023-2026 TOTAL	2023	2024	2025	2026
7217X-22	MODOT - 6Q2025C VARIOUS AT THE TMC IN THE ST LOUIS DISTRICT ITS OPERATION, MODOT STAFF, EQUIPMENT MAINTENANCE AND TMC OPERATIONS LENGTH (mi): 0 AIR QUALITY STAT: Not Regionally Significant PROJ PURPOSE: Congestion	STAC*	Misc traffic control items/ITS	PE	\$3,000	\$1,000	\$1,000	\$1,000	\$0
				ROW	\$0	\$0	\$0	\$0	\$0
				IMPL	\$800,000	\$0	\$0	\$800,000	\$0
				TOTAL	\$803,000	\$1,000	\$1,000	\$801,000	\$0
			Federal:	\$0	ESTIMATED TOTAL PROJECT COST: \$804,000				
			State:	\$803,000					
			Local:	\$0					
6892G-23	MODOT - 6Q3386D VARIOUS TMC BUILDING ITS OPERATIONS, CONTRACT STAFFING AND PROFESSIONAL SERVICES LENGTH (mi): 0 AIR QUALITY STAT: Not Regionally Significant PROJ PURPOSE: Congestion	STAC*	Misc traffic control items/ITS	PE	\$1,000	\$1,000	\$0	\$0	\$0
				ROW	\$0	\$0	\$0	\$0	\$0
				IMPL	\$3,250,000	\$3,250,000	\$0	\$0	\$0
				TOTAL	\$3,251,000	\$3,251,000	\$0	\$0	\$0
			Federal:	\$0	ESTIMATED TOTAL PROJECT COST: \$3,254,000				
			State:	\$3,251,000					
			Local:	\$0					
7227J-23 New	MODOT - 6Q3174H VARIOUS THROUGHOUT THE ST LOUIS DISTRICT ITS NETWORK SUPPORT LENGTH (mi): 0 AIR QUALITY STAT: Not Regionally Significant PROJ PURPOSE: Congestion	STAC*	Misc traffic control items/ITS	PE	\$72,000	\$1,000	\$71,000	\$0	\$0
				ROW	\$0	\$0	\$0	\$0	\$0
				IMPL	\$1,000,000	\$0	\$1,000,000	\$0	\$0
				TOTAL	\$1,072,000	\$1,000	\$1,071,000	\$0	\$0
			Federal:	\$0	ESTIMATED TOTAL PROJECT COST: \$1,072,000				
			State:	\$1,072,000					
			Local:	\$0					
7227H-22 New	MODOT - 6Q2026G VARIOUS THROUGHOUT THE ST LOUIS DISTRICT ATMS MAINTENANCE CONTRACT LENGTH (mi): 0 AIR QUALITY STAT: Not Regionally Significant PROJ PURPOSE: Congestion	STAC*	Misc traffic control items/ITS	PE	\$4,000	\$1,000	\$1,000	\$1,000	\$1,000
				ROW	\$0	\$0	\$0	\$0	\$0
				IMPL	\$450,000	\$0	\$0	\$0	\$450,000
				TOTAL	\$454,000	\$1,000	\$1,000	\$1,000	\$451,000
			Federal:	\$0	ESTIMATED TOTAL PROJECT COST: \$455,000				
			State:	\$454,000					
			Local:	\$0					
6892E-23	MODOT - 6Q3386B VARIOUS IN ST. LOUIS DISTRICT EMERGENCY RESPONSE OPERATIONS AND STAFF LENGTH (mi): 0 AIR QUALITY STAT: Not Regionally Significant PROJ PURPOSE: Congestion	STAC*	Miscellaneous	PE	\$1,000	\$1,000	\$0	\$0	\$0
				ROW	\$0	\$0	\$0	\$0	\$0
				IMPL	\$2,850,000	\$2,850,000	\$0	\$0	\$0
				TOTAL	\$2,851,000	\$2,851,000	\$0	\$0	\$0
			Federal:	\$0	ESTIMATED TOTAL PROJECT COST: \$2,854,000				
			State:	\$2,851,000					
			Local:	\$0					

*Refer to Appendix E for details on advanced construction.

FISCAL YEARS 2023-2026 TRANSPORTATION IMPROVEMENT PROGRAM

COUNTY: MULTI-COUNTY-M

ID	ORGANIZATION NAME/PROJECT TITLE/DESC	FUNDING CAT	IMPROVEMENTS		2023-2026 TOTAL	2023	2024	2025	2026		
6892F-23	MODOT - 6Q3386C	STAC*	Misc traffic control items/ITS	PE	\$1,000	\$1,000	\$0	\$0	\$0		
	VARIOUS			ROW	\$0	\$0	\$0	\$0	\$0		
	TMC BUILDING			IMPL	\$800,000	\$800,000	\$0	\$0	\$0		
	ITS OPERATIONS, MODOT STAFF, EQUIPMENT MAINTENANCE & TMC OPERATIONS										
	LENGTH (mi): 0			Federal:	\$0	TOTAL	\$801,000	\$801,000	\$0	\$0	\$0
	AIR QUALITY STAT: Not Regionally Significant			State:	\$801,000	ESTIMATED TOTAL PROJECT COST: \$804,000					
PROJ PURPOSE: Congestion	Local:	\$0									
7217S-22	MODOT - 6P3643	HSIP	Intersection Signing	PE	\$69,000	\$10,000	\$59,000	\$0	\$0		
	VARIOUS			ROW	\$0	\$0	\$0	\$0	\$0		
	AT VARIOUS LOCATIONS IN THE ST LOUIS DISTRICT										
	UPGRADE STRIPING AND SIGNAGE FOR WRONG WAY COUNTERMEASURES										
	LENGTH (mi): 0			Federal:	\$468,200	TOTAL	\$584,000	\$10,000	\$574,000	\$0	\$0
	AIR QUALITY STAT: Exempt - 93.126			State:	\$115,800	ESTIMATED TOTAL PROJECT COST: \$594,000					
PROJ PURPOSE: Safety	Local:	\$0									
7227F-22 New	MODOT - 6Q2026E	STAC*	Misc traffic control items/ITS	PE	\$81,000	\$1,000	\$1,000	\$1,000	\$78,000		
	VARIOUS			ROW	\$0	\$0	\$0	\$0	\$0		
	IN THE ST LOUIS DISTRICT										
	ITS ASSET MANAGEMENT MAINTENANCE AND OPERATIONS										
	LENGTH (mi): 0			Federal:	\$0	TOTAL	\$1,281,000	\$1,000	\$1,000	\$1,000	\$1,278,000
	AIR QUALITY STAT: Not Regionally Significant			State:	\$1,281,000	ESTIMATED TOTAL PROJECT COST: \$1,282,000					
PROJ PURPOSE: Congestion	Local:	\$0									
7227I-23 New	MODOT - 6Q2026H	STAC*	Misc traffic control items/ITS	PE	\$4,000	\$1,000	\$1,000	\$1,000	\$1,000		
	VARIOUS			ROW	\$0	\$0	\$0	\$0	\$0		
	THROUGHOUT THE ST LOUIS DISTRICT										
	ITS NETWORK SUPPORT										
	LENGTH (mi): 0			Federal:	\$0	TOTAL	\$1,024,000	\$1,000	\$1,000	\$1,000	\$1,021,000
	AIR QUALITY STAT: Not Regionally Significant			State:	\$1,024,000	ESTIMATED TOTAL PROJECT COST: \$1,024,000					
PROJ PURPOSE: Congestion	Local:	\$0									
7227E-22 New	MODOT - 6Q2026D	STAC*	Misc traffic control items/ITS	PE	\$4,000	\$1,000	\$1,000	\$1,000	\$1,000		
	VARIOUS			ROW	\$0	\$0	\$0	\$0	\$0		
	AT THE TMC										
	ITS OPERATIONS, CONTRACT STAFFING AND PROFESSIONAL SERVICES										
	LENGTH (mi): 0			Federal:	\$0	TOTAL	\$3,554,000	\$1,000	\$1,000	\$1,000	\$3,551,000
	AIR QUALITY STAT: Not Regionally Significant			State:	\$3,554,000	ESTIMATED TOTAL PROJECT COST: \$3,555,000					
PROJ PURPOSE: Congestion	Local:	\$0									

*Refer to Appendix E for details on advanced construction.

FISCAL YEARS 2023-2026 TRANSPORTATION IMPROVEMENT PROGRAM

COUNTY: MULTI-COUNTY-M

ID	ORGANIZATION NAME/PROJECT TITLE/DESC	FUNDING CAT	IMPROVEMENTS		2023-2026 TOTAL	2023	2024	2025	2026		
68921-23	MODOT - 6Q3386F	STAC*	Misc traffic control items/ITS	PE	\$1,000	\$1,000	\$0	\$0	\$0		
	VARIOUS			ROW	\$0	\$0	\$0	\$0	\$0		
	TMC BUILDING			IMPL	\$950,000	\$950,000	\$0	\$0	\$0		
	ITS SYSTEM PRESERVATION, REPAIRS, AND UPGRADES										
	LENGTH (mi): 0			Federal:	\$0	TOTAL	\$951,000	\$951,000	\$0	\$0	\$0
	AIR QUALITY STAT: Not Regionally Significant			State:	\$951,000	ESTIMATED TOTAL PROJECT COST: \$954,000					
PROJ PURPOSE: Congestion	Local:	\$0									
7227D-22 New	MODOT - 6Q2026C	STAC*	Misc traffic control items/ITS	PE	\$4,000	\$1,000	\$1,000	\$1,000	\$1,000		
	VARIOUS			ROW	\$0	\$0	\$0	\$0	\$0		
	IN THE ST LOUIS DISTRICT			IMPL	\$800,000	\$0	\$0	\$0	\$800,000		
	ITS OPERATIONS, MODOT STAFF, EQUIPMENT MAINTENANCE AND TMC OPERATIONS										
	LENGTH (mi): 0			Federal:	\$0	TOTAL	\$804,000	\$1,000	\$1,000	\$1,000	\$801,000
	AIR QUALITY STAT: Not Regionally Significant			State:	\$804,000	ESTIMATED TOTAL PROJECT COST: \$805,000					
PROJ PURPOSE: Congestion	Local:	\$0									
7227C-23 New	MODOT - 6Q2026B	STAC*	Misc traffic control items/ITS	PE	\$5,000	\$2,000	\$1,000	\$1,000	\$1,000		
	VARIOUS			ROW	\$0	\$0	\$0	\$0	\$0		
	IN THE ST LOUIS DISTRICT			IMPL	\$2,850,000	\$0	\$0	\$0	\$2,850,000		
	EMERGENCY RESPONSE OPERATIONS										
	LENGTH (mi): 0			Federal:	\$0	TOTAL	\$2,855,000	\$2,000	\$1,000	\$1,000	\$2,851,000
	AIR QUALITY STAT: Not Regionally Significant			State:	\$2,855,000	ESTIMATED TOTAL PROJECT COST: \$2,855,000					
PROJ PURPOSE: Safety	Local:	\$0									
7227B-23 New	MODOT - 6Q2025H	STAC*	Misc traffic control items/ITS	PE	\$73,000	\$1,000	\$1,000	\$71,000	\$0		
	VARIOUS			ROW	\$0	\$0	\$0	\$0	\$0		
	THROUGHOUT THE ST LOUIS DISTRICT			IMPL	\$1,000,000	\$0	\$0	\$1,000,000	\$0		
	ITS NETWORK SUPPORT										
	LENGTH (mi): 0			Federal:	\$0	TOTAL	\$1,073,000	\$1,000	\$1,000	\$1,071,000	\$0
	AIR QUALITY STAT: Not Regionally Significant			State:	\$1,073,000	ESTIMATED TOTAL PROJECT COST: \$1,073,000					
PROJ PURPOSE: Congestion	Local:	\$0									
7217Q-22	MODOT - 6P3641	HSIP	Miscellaneous	PE	\$2,000	\$1,000	\$1,000	\$0	\$0		
	VARIOUS			ROW	\$0	\$0	\$0	\$0	\$0		
	AT VARIOUS LOCATIONS IN THE ST LOUIS DISTRICT			IMPL	\$1,000,000	\$0	\$1,000,000	\$0	\$0		
	ON-CALL WORK ZONE ENFORCEMENT										
	LENGTH (mi): 0			Federal:	\$901,800	TOTAL	\$1,002,000	\$1,000	\$1,001,000	\$0	\$0
	AIR QUALITY STAT: Not Regionally Significant			State:	\$100,200	ESTIMATED TOTAL PROJECT COST: \$1,003,000					
PROJ PURPOSE: Safety	Local:	\$0									

*Refer to Appendix E for details on advanced construction.

FISCAL YEARS 2023-2026 TRANSPORTATION IMPROVEMENT PROGRAM

COUNTY: MULTI-COUNTY-M

ID	ORGANIZATION NAME/PROJECT TITLE/DESC	FUNDING CAT	IMPROVEMENTS		2023-2026 TOTAL	2023	2024	2025	2026
7217W-22	MODOT - 6Q2025B VARIOUS IN THE ST LOUIS DISTRICT EMERGENCY RESPONSE OPERATIONS LENGTH (mi): 0 AIR QUALITY STAT: Not Regionally Significant PROJ PURPOSE: Safety	STAC*	Misc traffic control items/ITS	PE	\$3,000	\$1,000	\$1,000	\$1,000	\$0
				ROW	\$0	\$0	\$0	\$0	\$0
				IMPL	\$2,850,000	\$0	\$0	\$2,850,000	\$0
			Federal: \$0	TOTAL	\$2,853,000	\$1,000	\$1,000	\$2,851,000	\$0
			State: \$2,853,000	ESTIMATED TOTAL PROJECT COST: \$2,854,000					
			Local: \$0						
7227G-22	MODOT - 6Q2026F New VARIOUS THROUGHOUT THE ST LOUIS DISTRICT ITS SYSTEM PRESERVATION, REPAIRS AND UPGRADES LENGTH (mi): 0 AIR QUALITY STAT: Not Regionally Significant PROJ PURPOSE: Congestion	STAC*	Misc traffic control items/ITS	PE	\$4,000	\$1,000	\$1,000	\$1,000	\$1,000
				ROW	\$0	\$0	\$0	\$0	\$0
				IMPL	\$950,000	\$0	\$0	\$0	\$950,000
			Federal: \$0	TOTAL	\$954,000	\$1,000	\$1,000	\$1,000	\$951,000
			State: \$954,000	ESTIMATED TOTAL PROJECT COST: \$955,000					
			Local: \$0						
7219B-22	MODOT - 6Q2025F VARIOUS THROUGHOUT THE ST LOUIS DISTRICT ITS SYSTEM PRESERVATION, REPAIRS AND UPGRADES LENGTH (mi): 0 AIR QUALITY STAT: Not Regionally Significant PROJ PURPOSE: Congestion	STAC*	Misc traffic control items/ITS	PE	\$3,000	\$1,000	\$1,000	\$1,000	\$0
				ROW	\$0	\$0	\$0	\$0	\$0
				IMPL	\$950,000	\$0	\$0	\$950,000	\$0
			Federal: \$0	TOTAL	\$953,000	\$1,000	\$1,000	\$951,000	\$0
			State: \$953,000	ESTIMATED TOTAL PROJECT COST: \$954,000					
			Local: \$0						
7219C-22	MODOT - 6Q2025G VARIOUS THROUGHOUT THE ST LOUIS DISTRICT ADVANCED TRAFFIC MANAGEMENT SYSTEM MAINTENANCE CONTRACT LENGTH (mi): 0 AIR QUALITY STAT: Not Regionally Significant PROJ PURPOSE: Congestion	STAC*	Misc traffic control items/ITS	PE	\$3,000	\$1,000	\$1,000	\$1,000	\$0
				ROW	\$0	\$0	\$0	\$0	\$0
				IMPL	\$450,000	\$0	\$0	\$450,000	\$0
			Federal: \$0	TOTAL	\$453,000	\$1,000	\$1,000	\$451,000	\$0
			State: \$453,000	ESTIMATED TOTAL PROJECT COST: \$454,000					
			Local: \$0						
6989Z-22	MODOT - 6Q3475 VARIOUS ROUTES IN ST LOUIS DISTRICT ITS IMPROVEMENTS TO CCTV CAMERAS LENGTH (mi): 0 AIR QUALITY STAT: Not Regionally Significant PROJ PURPOSE: Congestion	STAC*	Misc traffic control items/ITS	PE	\$63,000	\$63,000	\$0	\$0	\$0
				ROW	\$0	\$0	\$0	\$0	\$0
				IMPL	\$418,000	\$418,000	\$0	\$0	\$0
			Federal: \$0	TOTAL	\$481,000	\$481,000	\$0	\$0	\$0
			State: \$481,000	ESTIMATED TOTAL PROJECT COST: \$482,000					
			Local: \$0						

*Refer to Appendix E for details on advanced construction.

FISCAL YEARS 2023-2026 TRANSPORTATION IMPROVEMENT PROGRAM

COUNTY: MULTI-COUNTY-M

ID	ORGANIZATION NAME/PROJECT TITLE/DESC	FUNDING CAT	IMPROVEMENTS		2023-2026 TOTAL	2023	2024	2025	2026
7217R-22	MODOT - 6P3642 VARIOUS AT VARIOUS LOCATIONS IN THE ST LOUIS DISTRICT ON-CALL WORK ZONE ENFORCEMENT LENGTH (mi): 0 AIR QUALITY STAT: Not Regionally Significant PROJ PURPOSE: Safety	HSIP	Miscellaneous	PE ROW IMPL TOTAL	\$3,000 \$0 \$1,000,000 \$1,003,000	\$1,000 \$0 \$0 \$1,000	\$1,000 \$0 \$0 \$1,000	\$1,000 \$0 \$1,000,000 \$1,001,000	\$0 \$0 \$0 \$0
					ESTIMATED TOTAL PROJECT COST: \$1,004,000				
6989W-22	MODOT - 6Q3470 VARIOUS LOCATIONS THROUGHOUT THE ST LOUIS DISTRICT ITS IMPROVEMENTS TO DYNAMIC MESSAGE SIGNS LENGTH (mi): 0 AIR QUALITY STAT: Not Regionally Significant PROJ PURPOSE: Congestion	STAC*	Misc traffic control items/ITS	PE ROW IMPL TOTAL	\$154,000 \$0 \$1,148,000 \$1,302,000	\$154,000 \$0 \$1,148,000 \$1,302,000	\$0 \$0 \$0 \$0	\$0 \$0 \$0 \$0	\$0 \$0 \$0 \$0
					ESTIMATED TOTAL PROJECT COST: \$1,303,000				
7230L-23 New	MODOT - SL0105 VARIOUS AT VARIOUS LOCATIONS IN THE ST LOUIS DISTRICT ON CALL WORK ZONE ENFORCEMENT LENGTH (mi): 0 AIR QUALITY STAT: Exempt - 93.126 PROJ PURPOSE: Safety	HSIP	Miscellaneous	PE ROW IMPL TOTAL	\$74,000 \$0 \$1,000,000 \$1,074,000	\$1,000 \$0 \$0 \$1,000	\$1,000 \$0 \$0 \$1,000	\$1,000 \$0 \$0 \$1,000	\$71,000 \$0 \$1,000,000 \$1,071,000
					ESTIMATED TOTAL PROJECT COST: \$1,074,000				
6989O-20	MODOT - 6Q3174B VARIOUS IN ST LOUIS DISTRICT EMERGENCY RESPONSE OPERATIONS AND STAFF LENGTH (mi): 0 AIR QUALITY STAT: Not Regionally Significant PROJ PURPOSE: Safety	STAC*	Misc traffic control items/ITS	PE ROW IMPL TOTAL	\$2,000 \$0 \$2,850,000 \$2,852,000	\$1,000 \$0 \$0 \$1,000	\$1,000 \$0 \$2,850,000 \$2,851,000	\$0 \$0 \$0 \$0	\$0 \$0 \$0 \$0
					ESTIMATED TOTAL PROJECT COST: \$2,855,000				
7219A-22	MODOT - 6Q2025E VARIOUS AT VARIOUS LOCATIONS IN THE ST LOUIS DISTRICT ITS ASSET MANAGEMENT MAINTENANCE AND OPERATIONS LENGTH (mi): 0 AIR QUALITY STAT: Not Regionally Significant PROJ PURPOSE: Congestion	STAC*	Misc traffic control items/ITS	PE ROW IMPL TOTAL	\$80,000 \$0 \$1,273,000 \$1,353,000	\$1,000 \$0 \$0 \$1,000	\$1,000 \$0 \$0 \$1,000	\$78,000 \$0 \$1,273,000 \$1,351,000	\$0 \$0 \$0 \$0
					ESTIMATED TOTAL PROJECT COST: \$1,354,000				

*Refer to Appendix E for details on advanced construction.

FISCAL YEARS 2023-2026 TRANSPORTATION IMPROVEMENT PROGRAM

COUNTY: MULTI-COUNTY-M

ID	ORGANIZATION NAME/PROJECT TITLE/DESC	FUNDING CAT	IMPROVEMENTS		2023-2026 TOTAL	2023	2024	2025	2026	
6991Z-20 New	MODOT - 6P3510	STAC*	Pedestrian Facility	PE	\$1,900,000	\$300,000	\$100,000	\$1,500,000	\$0	
	VARIOUS		Sidewalks	ROW	\$3,090,000	\$0	\$3,090,000	\$0	\$0	
	VARIOUS ROUTES IN SL DISTRICT		Miscellaneous	IMPL	\$16,338,000	\$0	\$0	\$16,338,000	\$0	
	ADA TRANSITION PLAN IMPROVEMENTS									
	LENGTH (mi): 0		Federal:	\$0	TOTAL	\$21,328,000	\$300,000	\$3,190,000	\$17,838,000	\$0
	AIR QUALITY STAT: Exempt - 93.126		State:	\$21,328,000	ESTIMATED TOTAL PROJECT COST: \$22,728,000					
PROJ PURPOSE: Access to Opportunity	Local:	\$0								
7216K-22	MODOT - 6I3659	NHPP	Miscellaneous	PE	\$45,000	\$45,000	\$0	\$0	\$0	
	VARIOUS		ROW	\$0	\$0	\$0	\$0	\$0		
	IN ST LOUIS DISTRICT		IMPL	\$510,000	\$510,000	\$0	\$0	\$0		
	REPLACE RAISED PAVEMENT MARKERS									
	LENGTH (mi): 0		Federal:	\$444,000	TOTAL	\$555,000	\$555,000	\$0	\$0	\$0
	AIR QUALITY STAT: Exempt - 93.126		State:	\$111,000	ESTIMATED TOTAL PROJECT COST: \$595,000					
PROJ PURPOSE: Safety	Local:	\$0								
7230J-23 New	MODOT - SL0100	STATE	Miscellaneous	PE	\$36,000	\$1,000	\$1,000	\$1,000	\$33,000	
	VARIOUS		ROW	\$0	\$0	\$0	\$0	\$0		
	AT VARIOUS LOCATIONS IN THE ST LOUIS DISTRICT		IMPL	\$492,000	\$0	\$0	\$0	\$492,000		
	JOB ORDER CONTRACTING FOR FENCE REPAIRS									
	LENGTH (mi): 0		Federal:	\$0	TOTAL	\$528,000	\$1,000	\$1,000	\$1,000	\$525,000
	AIR QUALITY STAT: Exempt - 93.126		State:	\$528,000	ESTIMATED TOTAL PROJECT COST: \$528,000					
PROJ PURPOSE: Preservation	Local:	\$0								
7216R-22	MODOT - 6P3510B	STAC*	Pedestrian Facility	PE	\$1,281,000	\$401,000	\$880,000	\$0	\$0	
	VARIOUS		ROW	\$500,000	\$500,000	\$0	\$0	\$0		
	IN THE ST LOUIS DISTRICT		IMPL	\$6,180,000	\$0	\$6,180,000	\$0	\$0		
	ADA TRANSITION PLAN IMPROVEMENTS									
	LENGTH (mi): 0		Federal:	\$0	TOTAL	\$7,961,000	\$901,000	\$7,060,000	\$0	\$0
	AIR QUALITY STAT: Exempt - 93.126		State:	\$7,961,000	ESTIMATED TOTAL PROJECT COST: \$8,261,000					
PROJ PURPOSE: Access to Opportunity	Local:	\$0								
7230I-23 New	MODOT - SL0099	STAC*	Roadway Improvements	PE	\$151,000	\$1,000	\$1,000	\$1,000	\$148,000	
	VARIOUS		ROW	\$0	\$0	\$0	\$0	\$0		
	AT VARIOUS MAJOR ROUTE LOCATIONS IN THE ST LOUIS DISTRICT		IMPL	\$2,295,000	\$0	\$0	\$0	\$2,295,000		
	JOB ORDER CONTRACTING FOR CONCRETE PAVEMENT IMPROVEMENTS									
	LENGTH (mi): 0		Federal:	\$0	TOTAL	\$2,446,000	\$1,000	\$1,000	\$1,000	\$2,443,000
	AIR QUALITY STAT: Exempt - 93.126		State:	\$2,446,000	ESTIMATED TOTAL PROJECT COST: \$2,446,000					
PROJ PURPOSE: Preservation	Local:	\$0								

*Refer to Appendix E for details on advanced construction.

FISCAL YEARS 2023-2026 TRANSPORTATION IMPROVEMENT PROGRAM

COUNTY: MULTI-COUNTY-M

ID	ORGANIZATION NAME/PROJECT TITLE/DESC	FUNDING CAT	IMPROVEMENTS		2023-2026 TOTAL	2023	2024	2025	2026
7230H-23 New	MODOT - SL0097 VARIOUS IN THE ST LOUIS DISTRICT JOB ORDER CONTRACTING FOR ASPHALT PAVEMENT IMPROVEMENTS LENGTH (mi): 0 AIR QUALITY STAT: Exempt - 93.126 PROJ PURPOSE: Preservation	STAC*	Roadway Improvements	PE ROW IMPL TOTAL	\$172,000 \$0 \$2,623,000 \$2,795,000	\$1,000 \$0 \$0 \$1,000	\$1,000 \$0 \$0 \$1,000	\$1,000 \$0 \$0 \$1,000	\$169,000 \$0 \$2,623,000 \$2,792,000
			Federal: \$0 State: \$2,795,000 Local: \$0		ESTIMATED TOTAL PROJECT COST: \$2,795,000				
7230F-22 New	MODOT - SL0089 VARIOUS IN JEFFERSON AND FRANKLIN COUNTIES UPGRADE LIGHTING LENGTH (mi): 0 AIR QUALITY STAT: Exempt - 93.126 PROJ PURPOSE: Safety	STAC*	Lighting	PE ROW IMPL TOTAL	\$171,000 \$0 \$2,060,000 \$2,231,000	\$171,000 \$0 \$2,060,000 \$2,231,000	\$0 \$0 \$0 \$0	\$0 \$0 \$0 \$0	\$0 \$0 \$0 \$0
			Federal: \$0 State: \$2,231,000 Local: \$0		ESTIMATED TOTAL PROJECT COST: \$2,251,000				
7216E-22	MODOT - 6I3645 VARIOUS IN ST LOUIS DISTRICT ITS FOR CCTV, DMS, AND INTERACTIVE DETECTION LENGTH (mi): 0 AIR QUALITY STAT: Not Regionally Significant PROJ PURPOSE: Congestion	STAC*	Misc traffic control items/ITS	PE ROW IMPL TOTAL	\$118,000 \$0 \$788,000 \$906,000	\$60,000 \$0 \$0 \$60,000	\$58,000 \$0 \$788,000 \$846,000	\$0 \$0 \$0 \$0	\$0 \$0 \$0 \$0
			Federal: \$0 State: \$906,000 Local: \$0		ESTIMATED TOTAL PROJECT COST: \$911,000				
7216Z-22	MODOT - 6P3577 VARIOUS AT VARIOUS LOCATIONS IN THE ST LOUIS DISTRICT/ ON-CALL WORK ZONE ENFORCEMENT LENGTH (mi): 0 AIR QUALITY STAT: Exempt - 93.126 PROJ PURPOSE: Safety	HSIP	Miscellaneous	PE ROW IMPL TOTAL	\$1,000 \$0 \$1,000,000 \$1,001,000	\$1,000 \$0 \$1,000,000 \$1,001,000	\$0 \$0 \$0 \$0	\$0 \$0 \$0 \$0	\$0 \$0 \$0 \$0
			Federal: \$900,900 State: \$100,100 Local: \$0		ESTIMATED TOTAL PROJECT COST: \$1,002,000				
6892J-23	MODOT - 6Q3386G VARIOUS TMC BUILDING PAYMENT FOR ADVANCED TRAFFIC MANAGEMENT SYSTEM MAINTENANCE CONTRACT CONSULT LENGTH (mi): 0 AIR QUALITY STAT: Not Regionally Significant PROJ PURPOSE: Congestion	STAC*	Misc traffic control items/ITS	PE ROW IMPL TOTAL	\$1,000 \$0 \$450,000 \$451,000	\$1,000 \$0 \$450,000 \$451,000	\$0 \$0 \$0 \$0	\$0 \$0 \$0 \$0	\$0 \$0 \$0 \$0
			Federal: \$0 State: \$451,000 Local: \$0		ESTIMATED TOTAL PROJECT COST: \$452,000				

*Refer to Appendix E for details on advanced construction.

FISCAL YEARS 2023-2026 TRANSPORTATION IMPROVEMENT PROGRAM

COUNTY: MULTI-COUNTY-M

ID	ORGANIZATION NAME/PROJECT TITLE/DESC	FUNDING CAT	IMPROVEMENTS		2023-2026 TOTAL	2023	2024	2025	2026
7216D-22	MODOT - 6I3644 VARIOUS IN ST LOUIS DISTRICT UPGRADE ITS DYNAMIC MESSAGE SIGNS LENGTH (mi): 0 AIR QUALITY STAT: Not Regionally Significant PROJ PURPOSE: Congestion	STAC*	Misc traffic control items/ITS	PE ROW IMPL TOTAL	\$119,000 \$0 \$809,000 \$928,000	\$60,000 \$0 \$0 \$60,000	\$59,000 \$0 \$809,000 \$868,000	\$0 \$0 \$0 \$0	\$0 \$0 \$0 \$0
			Federal: \$0 State: \$928,000 Local: \$0						
					ESTIMATED TOTAL PROJECT COST: \$933,000				
7230K-23 New	MODOT - SL0101 VARIOUS AT VARIOUS LOCATIONS IN THE ST LOUIS DISTRICT JOB ORDER CONTRACTING FOR GUARD CABLE REPAIR LENGTH (mi): 0 AIR QUALITY STAT: Exempt - 93.126 PROJ PURPOSE: Safety	STAC*	Miscellaneous	PE ROW IMPL TOTAL	\$67,000 \$0 \$983,000 \$1,050,000	\$1,000 \$0 \$0 \$1,000	\$1,000 \$0 \$0 \$1,000	\$1,000 \$0 \$0 \$1,000	\$64,000 \$0 \$983,000 \$1,047,000
			Federal: \$0 State: \$1,050,000 Local: \$0						
					ESTIMATED TOTAL PROJECT COST: \$1,050,000				
7171K-22	MODOT - 6I3540 VARIOUS BRIDGE REHABILITATION I-64: I-44 TO 22ND ST; I-44 AT COLE; MO 364 AT CREVE COEUR LAKE; MO 47 OVER MO RIVER; MO 364 OVER MO RIVER LENGTH (mi): 6.3 AIR QUALITY STAT: Exempt - 93.126 PROJ PURPOSE: Preservation	NHPP	Rehabilitate Bridge(s)	PE ROW IMPL TOTAL	\$718,000 \$0 \$6,632,000 \$7,350,000	\$718,000 \$0 \$6,632,000 \$7,350,000	\$0 \$0 \$0 \$0	\$0 \$0 \$0 \$0	\$0 \$0 \$0 \$0
			Federal: \$6,615,000 State: \$735,000 Local: \$0						
					ESTIMATED TOTAL PROJECT COST: \$7,571,000				
7171N-22	MODOT - 6I3550 VARIOUS BRIDGE REHABILITATIONS ALONG I-64 IN ST. CHARLES, MO 364 AT CC MILL/141, I-64-HANLEY TO KINGSHWY, MO 100 RAMP OVER RR, I-64 WB GRAND RAMP LENGTH (mi): 2.89 AIR QUALITY STAT: Exempt - 93.126 PROJ PURPOSE: Preservation	NHPP	Rehabilitate Bridge(s)	PE ROW IMPL TOTAL	\$659,000 \$0 \$6,852,000 \$7,511,000	\$659,000 \$0 \$6,852,000 \$7,511,000	\$0 \$0 \$0 \$0	\$0 \$0 \$0 \$0	\$0 \$0 \$0 \$0
			Federal: \$6,759,900 State: \$751,100 Local: \$0						
					ESTIMATED TOTAL PROJECT COST: \$7,611,000				
7257-23 New	MODOT/AMERICAN LUNG ASSOCIATION ST. LOUIS REGIONAL CLEAN AIR PARTNERSHIP METRO ST. LOUIS AREA - OUTREACH - EDUCATION - PROMOTION OF GATEWAY GUIDE - OZONE ALERT LENGTH (mi): 0 AIR QUALITY STAT: Exempt - 93.126 PROJ PURPOSE: Congestion	CMAQ	Education/Marketing Program	PE ROW IMPL TOTAL	\$0 \$0 \$1,633,274 \$1,633,274	\$0 \$0 \$544,425 \$544,425	\$0 \$0 \$544,425 \$544,425	\$0 \$0 \$544,424 \$544,424	\$0 \$0 \$0 \$0
			Federal: \$1,108,274 State: \$0 Local: \$525,000						
					ESTIMATED TOTAL PROJECT COST: \$1,633,274				

*Refer to Appendix E for details on advanced construction.

FISCAL YEARS 2023-2026 TRANSPORTATION IMPROVEMENT PROGRAM

COUNTY: MULTI-COUNTY-M

ID	ORGANIZATION NAME/PROJECT TITLE/DESC	FUNDING CAT	IMPROVEMENTS		2023-2026 TOTAL	2023	2024	2025	2026
7152F-21	OATS OPERATING ASSISTANCE ONE YEAR OPERATING ASSISTANCE LENGTH (mi): 0 AIR QUALITY STAT: Exempt - 93.126 PROJ PURPOSE: Access to Opportunity	S5310	Transit Operating Asst.	PE	\$0	\$0	\$0	\$0	\$0
				ROW	\$0	\$0	\$0	\$0	\$0
				IMPL	\$50,000	\$50,000	\$0	\$0	\$0
				TOTAL	\$50,000	\$50,000	\$0	\$0	\$0
				ESTIMATED TOTAL PROJECT COST: \$50,000					
7151F-21	OATS VEHICLE ACQUISITION TEN WIDE BODY CUTAWAYS AND EQUIPMENT LENGTH (mi): 0 AIR QUALITY STAT: Exempt - 93.126 PROJ PURPOSE: Access to Opportunity	S5310	Transit Capital Imps.	PE	\$0	\$0	\$0	\$0	\$0
				ROW	\$0	\$0	\$0	\$0	\$0
				IMPL	\$716,040	\$716,040	\$0	\$0	\$0
				TOTAL	\$716,040	\$716,040	\$0	\$0	\$0
				ESTIMATED TOTAL PROJECT COST: \$716,040					
6996N-20	OATS VEHICLE ACQUISITION THIRTEEN (13) WIDE BODY CUTAWAYS LENGTH (mi): 0 AIR QUALITY STAT: Exempt - 93.126 PROJ PURPOSE: Access to Opportunity	S5310	Transit Capital Imps.	PE	\$0	\$0	\$0	\$0	\$0
				ROW	\$0	\$0	\$0	\$0	\$0
				IMPL	\$837,912	\$837,912	\$0	\$0	\$0
				TOTAL	\$837,912	\$837,912	\$0	\$0	\$0
				ESTIMATED TOTAL PROJECT COST: \$837,912					
6889E-18	PARAQUAD OPERATING ASSISTANCE THREE YEARS OPERATING ASSISTANCE LENGTH (mi): 0 AIR QUALITY STAT: Exempt - 93.126 PROJ PURPOSE: Access to Opportunity	S5310	Transit Operating Asst.	PE	\$0	\$0	\$0	\$0	\$0
				ROW	\$0	\$0	\$0	\$0	\$0
				IMPL	\$293,348	\$293,348	\$0	\$0	\$0
				TOTAL	\$293,348	\$293,348	\$0	\$0	\$0
				ESTIMATED TOTAL PROJECT COST: \$402,174					
6996P-20	SOUTHSIDE SENIOR CITIZENS CENTER VEHICLE ACQUISITION TWO (2) WIDE BODY CUTAWAYS LENGTH (mi): 0 AIR QUALITY STAT: Exempt - 93.126 PROJ PURPOSE: Access to Opportunity	S5310	Transit Capital Imps.	PE	\$0	\$0	\$0	\$0	\$0
				ROW	\$0	\$0	\$0	\$0	\$0
				IMPL	\$135,028	\$135,028	\$0	\$0	\$0
				TOTAL	\$135,028	\$135,028	\$0	\$0	\$0
				ESTIMATED TOTAL PROJECT COST: \$135,028					

FISCAL YEARS 2023-2026 TRANSPORTATION IMPROVEMENT PROGRAM

COUNTY: MULTI-COUNTY-M

ID	ORGANIZATION NAME/PROJECT TITLE/DESC	FUNDING CAT	IMPROVEMENTS		2023-2026 TOTAL	2023	2024	2025	2026		
7151H-21	ST. ELIZABETH ADULT DAYCARE	S5310	Transit Capital Imps.	PE	\$0	\$0	\$0	\$0	\$0		
	VEHICLE ACQUISITION			ROW	\$0	\$0	\$0	\$0	\$0		
	ONE 15 PASSENGER VAN, ONE LOWERED FLOOR ACCESSIBLE MINIVAN			IMPL	\$73,620	\$73,620	\$0	\$0	\$0		
	LENGTH (mi): 0										
	AIR QUALITY STAT: Exempt - 93.126			Federal:	\$58,896	TOTAL	\$73,620	\$73,620	\$0	\$0	\$0
	PROJ PURPOSE: Access to Opportunity			State:	\$0						
				Local:	\$14,724	ESTIMATED TOTAL PROJECT COST: \$73,620					
7264J-23 New	ST. LOUIS ARC	S5310	Transit Capital Imps.	PE	\$0	\$0	\$0	\$0	\$0		
	VEHICLE AQUISITION			ROW	\$0	\$0	\$0	\$0	\$0		
	TWO LOWERED FLOOR MINIVANS			IMPL	\$107,547	\$107,547	\$0	\$0	\$0		
	LENGTH (mi): 0										
	AIR QUALITY STAT: Exempt - 93.126			Federal:	\$86,038	TOTAL	\$107,547	\$107,547	\$0	\$0	\$0
	PROJ PURPOSE: Access to Opportunity			State:	\$0						
				Local:	\$21,509	ESTIMATED TOTAL PROJECT COST: \$107,547					
7152E-21	STL SOCIETY FOR BLIND/VISUALLY IMPAIRED	S5310	Transit Operating Asst.	PE	\$0	\$0	\$0	\$0	\$0		
	OPERATING ASSISTANCE			ROW	\$0	\$0	\$0	\$0	\$0		
	THREE YEARS OPERATING ASSISTANCE			IMPL	\$167,480	\$167,480	\$0	\$0	\$0		
	LENGTH (mi): 0										
	AIR QUALITY STAT: Exempt - 93.126			Federal:	\$83,740	TOTAL	\$167,480	\$167,480	\$0	\$0	\$0
	PROJ PURPOSE: Access to Opportunity			State:	\$0						
				Local:	\$83,740	ESTIMATED TOTAL PROJECT COST: \$167,480					

DRAFT

Multi-State Projects

DRAFT

This page intentionally left blank

FISCAL YEARS 2023-2026 TRANSPORTATION IMPROVEMENT PROGRAM

COUNTY: MULTI-STATE

ID	ORGANIZATION NAME/PROJECT TITLE/DESC	FUNDING CAT	IMPROVEMENTS		2023-2026 TOTAL	2023	2024	2025	2026
6891B-21	BI-STATE DEVELOPMENT/METRO - PM2100 BUS/PARATRANSIT MAINTENANCE	S5307	Transit Capital Imps.	PE	\$0	\$0	\$0	\$0	\$0
				ROW	\$0	\$0	\$0	\$0	\$0
				IMPL	\$80,000,000	\$40,000,000	\$20,000,000	\$20,000,000	\$0
				TOTAL	\$80,000,000	\$40,000,000	\$20,000,000	\$20,000,000	\$0
				ESTIMATED TOTAL PROJECT COST:					\$80,000,000
	LENGTH (mi): 0		Federal: \$64,000,000						
	AIR QUALITY STAT: Exempt - 93.126		State: \$0						
	PROJ PURPOSE: Preservation		Local: \$16,000,000						
6802-18	BI-STATE DEVELOPMENT/METRO COMMUNITY MOBILITY HUBS BUS/BUS FACILITY DISCRETIONARY	S5339	Transit Capital Imps.	PE	\$0	\$0	\$0	\$0	\$0
				ROW	\$0	\$0	\$0	\$0	\$0
				IMPL	\$437,500	\$437,500	\$0	\$0	\$0
				TOTAL	\$437,500	\$437,500	\$0	\$0	\$0
				ESTIMATED TOTAL PROJECT COST:					\$437,500
	LENGTH (mi): 0		Federal: \$350,000						
	AIR QUALITY STAT: Exempt - 93.126		State: \$0						
	PROJ PURPOSE: Preservation		Local: \$87,500						
6891K-21	BI-STATE DEVELOPMENT/METRO - CP0259 COMMUNITY MOBILITY HUBS	S5339	Transit Capital Imps.	PE	\$0	\$0	\$0	\$0	\$0
				ROW	\$0	\$0	\$0	\$0	\$0
				IMPL	\$1,500,000	\$500,000	\$500,000	\$500,000	\$0
				TOTAL	\$1,500,000	\$500,000	\$500,000	\$500,000	\$0
				ESTIMATED TOTAL PROJECT COST:					\$1,500,000
	LENGTH (mi): 0		Federal: \$1,200,000						
	AIR QUALITY STAT: Exempt - 93.126		State: \$0						
	PROJ PURPOSE: Access to Opportunity		Local: \$300,000						
6891M-22	BI-STATE DEVELOPMENT/METRO - CP6490;CP9994;CP9335 FACILITY MAINTENANCE REHAB AND EQUIPMENT	S5307	Transit Capital Imps.	PE	\$0	\$0	\$0	\$0	\$0
				ROW	\$0	\$0	\$0	\$0	\$0
				IMPL	\$21,474,825	\$4,866,716	\$7,506,508	\$9,101,601	\$0
				TOTAL	\$21,474,825	\$4,866,716	\$7,506,508	\$9,101,601	\$0
				ESTIMATED TOTAL PROJECT COST:					\$21,474,825
	LENGTH (mi): 0		Federal: \$17,179,860						
	AIR QUALITY STAT: Exempt - 93.126		State: \$0						
	PROJ PURPOSE: Preservation		Local: \$4,294,965						
6891F-20	BI-STATE DEVELOPMENT/METRO - CP3011; CP0801; CP11 FACILITY REHABILITATION AND EQUIPMENT	S5307	Transit Capital Imps.	PE	\$0	\$0	\$0	\$0	\$0
				ROW	\$0	\$0	\$0	\$0	\$0
				IMPL	\$20,911,338	\$15,079,747	\$4,446,091	\$1,385,500	\$0
				TOTAL	\$20,911,338	\$15,079,747	\$4,446,091	\$1,385,500	\$0
				ESTIMATED TOTAL PROJECT COST:					\$20,911,338
	LENGTH (mi): 0		Federal: \$16,729,071						
	AIR QUALITY STAT: Exempt - 93.126		State: \$0						
	PROJ PURPOSE: Preservation		Local: \$4,182,267						

FISCAL YEARS 2023-2026 TRANSPORTATION IMPROVEMENT PROGRAM

COUNTY: MULTI-STATE

ID	ORGANIZATION NAME/PROJECT TITLE/DESC	FUNDING CAT	IMPROVEMENTS		2023-2026 TOTAL	2023	2024	2025	2026
5937-14	BI-STATE DEVELOPMENT/METRO - DS1400;1410;1420 INFORMATION SYSTEMS IMPROVEMENTS HARDWARE AND SOFTWARE UPGRADES AND IMPROVEMENTS	S5307	Transit Capital Imps.	PE	\$0	\$0	\$0	\$0	\$0
				ROW	\$0	\$0	\$0	\$0	\$0
				IMPL	\$5,714,918	\$5,714,918	\$0	\$0	\$0
				TOTAL	\$5,714,918	\$5,714,918	\$0	\$0	\$0
				ESTIMATED TOTAL PROJECT COST: \$5,714,918					
LENGTH (mi): 0		Federal: \$4,571,934							
AIR QUALITY STAT: Exempt - 93.126		State: \$0							
PROJ PURPOSE: Preservation		Local: \$1,142,984							
6891P-24	BI-STATE DEVELOPMENT/METRO - CP9583 INFORMATION TECHNOLOGY PROJECT	S5337	Transit Capital Imps.	PE	\$0	\$0	\$0	\$0	\$0
				ROW	\$0	\$0	\$0	\$0	\$0
				IMPL	\$11,482,108	\$0	\$11,482,108	\$0	\$0
				TOTAL	\$11,482,108	\$0	\$11,482,108	\$0	\$0
				ESTIMATED TOTAL PROJECT COST: \$11,482,108					
LENGTH (mi): 0		Federal: \$9,185,686							
AIR QUALITY STAT: Exempt - 93.126		State: \$0							
PROJ PURPOSE: Preservation		Local: \$2,296,422							
6891A-19	BI-STATE DEVELOPMENT/METRO - DH1920;1915;2100 INFORMATION TECHNOLOGY UPGRADES	S5307	Transit Capital Imps.	PE	\$0	\$0	\$0	\$0	\$0
				ROW	\$0	\$0	\$0	\$0	\$0
				IMPL	\$12,353,743	\$8,726,243	\$1,775,000	\$1,852,500	\$0
				TOTAL	\$12,353,743	\$8,726,243	\$1,775,000	\$1,852,500	\$0
				ESTIMATED TOTAL PROJECT COST: \$12,353,744					
LENGTH (mi): 0		Federal: \$9,882,995							
AIR QUALITY STAT: Exempt - 93.126		State: \$0							
PROJ PURPOSE: Preservation		Local: \$2,470,749							
5692-13	BI-STATE DEVELOPMENT/METRO - DH1200,d,y,z;DH1460, IT SYSTEMS UPGRADES IT SYSTEMS UPGRADES/REPLACEMENTS	S5307	Transit Capital Imps.	PE	\$0	\$0	\$0	\$0	\$0
				ROW	\$0	\$0	\$0	\$0	\$0
				IMPL	\$3,914,404	\$3,914,404	\$0	\$0	\$0
				TOTAL	\$3,914,404	\$3,914,404	\$0	\$0	\$0
				ESTIMATED TOTAL PROJECT COST: \$3,914,404					
LENGTH (mi): 0		Federal: \$3,131,523							
AIR QUALITY STAT: Exempt - 93.126		State: \$0							
PROJ PURPOSE: Preservation		Local: \$782,881							
6688B-17	BI-STATE DEVELOPMENT/METRO - WO1690,1790,1890 LRV UPGRADES AND EQUIPMENT	S5337	MetroLink Improvements	PE	\$0	\$0	\$0	\$0	\$0
				ROW	\$0	\$0	\$0	\$0	\$0
				IMPL	\$101,620,564	\$81,620,564	\$10,000,000	\$10,000,000	\$0
				TOTAL	\$101,620,564	\$81,620,564	\$10,000,000	\$10,000,000	\$0
				ESTIMATED TOTAL PROJECT COST: \$101,620,564					
LENGTH (mi): 0		Federal: \$81,296,451							
AIR QUALITY STAT: Exempt - 93.126		State: \$0							
PROJ PURPOSE: Preservation		Local: \$20,324,113							

FISCAL YEARS 2023-2026 TRANSPORTATION IMPROVEMENT PROGRAM

COUNTY: MULTI-STATE

ID	ORGANIZATION NAME/PROJECT TITLE/DESC	FUNDING CAT	IMPROVEMENTS		2023-2026 TOTAL	2023	2024	2025	2026
6688A-18	BI-STATE DEVELOPMENT/METRO - WO1880,WO1900 LRV UPGRADES AND EQUIPMENT	S5307	MetroLink Improvements	PE	\$0	\$0	\$0	\$0	\$0
				ROW	\$0	\$0	\$0	\$0	\$0
				IMPL	\$34,464,583	\$31,915,258	\$2,549,325	\$0	\$0
				TOTAL	\$34,464,583	\$31,915,258	\$2,549,325	\$0	\$0
				ESTIMATED TOTAL PROJECT COST: \$34,464,583					
	LENGTH (mi): 0		Federal: \$27,571,666						
	AIR QUALITY STAT: Exempt - 93.126		State: \$0						
	PROJ PURPOSE: Preservation		Local: \$6,892,917						
5677A-14	BI-STATE DEVELOPMENT/METRO - RV1480;1650;1560 LRV UPGRADES AND EQUIPMENT LIGHT RAIL VEHICLE IMPROVEMENTS	S5337	Transit Capital Imps. MetroLink Improvements	PE	\$0	\$0	\$0	\$0	\$0
				ROW	\$0	\$0	\$0	\$0	\$0
				IMPL	\$9,594,169	\$9,594,169	\$0	\$0	\$0
				TOTAL	\$9,594,169	\$9,594,169	\$0	\$0	\$0
				ESTIMATED TOTAL PROJECT COST: \$9,594,169					
	LENGTH (mi): 0		Federal: \$7,675,335						
	AIR QUALITY STAT: Exempt - 93.126		State: \$0						
	PROJ PURPOSE: Preservation		Local: \$1,918,834						
5934-14	BI-STATE DEVELOPMENT/METRO - OF1480;1490;1510 MAINTENANCE FACILITY IMPROVEMENTS	S5337	Transit Capital Imps.	PE	\$0	\$0	\$0	\$0	\$0
				ROW	\$0	\$0	\$0	\$0	\$0
				IMPL	\$341,020	\$341,020	\$0	\$0	\$0
				TOTAL	\$341,020	\$341,020	\$0	\$0	\$0
				ESTIMATED TOTAL PROJECT COST: \$341,020					
	LENGTH (mi): 0		Federal: \$272,800						
	AIR QUALITY STAT: Exempt - 93.126		State: \$0						
	PROJ PURPOSE: Preservation		Local: \$68,220						
4099A-08	BI-STATE DEVELOPMENT/METRO - ML1150A;2090;701 METROLINK ALIGNMENT MAINT STRUCTURE REPAIRS ON RIGHT OF WAY	FXDGW	Transit Capital Imps. MetroLink Improvements	PE	\$0	\$0	\$0	\$0	\$0
				ROW	\$0	\$0	\$0	\$0	\$0
				IMPL	\$1,943,465	\$1,943,465	\$0	\$0	\$0
				TOTAL	\$1,943,465	\$1,943,465	\$0	\$0	\$0
				ESTIMATED TOTAL PROJECT COST: \$1,943,465					
	LENGTH (mi): 0		Federal: \$1,554,772						
	AIR QUALITY STAT: Exempt - 93.126		State: \$0						
	PROJ PURPOSE: Preservation		Local: \$388,693						
4099B-14	BI-STATE DEVELOPMENT/METRO - ML1090,d,z;ML1330,y, METROLINK ALIGNMENT MAINTENANCE	S5337	Transit Capital Imps. MetroLink Improvements	PE	\$0	\$0	\$0	\$0	\$0
				ROW	\$0	\$0	\$0	\$0	\$0
				IMPL	\$7,215,784	\$7,215,784	\$0	\$0	\$0
				TOTAL	\$7,215,784	\$7,215,784	\$0	\$0	\$0
				ESTIMATED TOTAL PROJECT COST: \$7,215,784					
	LENGTH (mi): 0		Federal: \$5,772,627						
	AIR QUALITY STAT: Exempt - 93.126		State: \$0						
	PROJ PURPOSE: Preservation		Local: \$1,443,157						

FISCAL YEARS 2023-2026 TRANSPORTATION IMPROVEMENT PROGRAM

COUNTY: MULTI-STATE

ID	ORGANIZATION NAME/PROJECT TITLE/DESC	FUNDING CAT	IMPROVEMENTS		2023-2026 TOTAL	2023	2024	2025	2026
5931-14	BI-STATE DEVELOPMENT/METRO - ML1420;ML1540,y,z;PM METROLINK IMPROVEMENTS TRACK REHABILITATION	S5337	Transit Capital Imps. MetroLink Improvements	PE ROW IMPL	\$0 \$0 \$640,863	\$0 \$0 \$640,863	\$0 \$0 \$0	\$0 \$0 \$0	\$0 \$0 \$0
	LENGTH (mi): 0 AIR QUALITY STAT: Exempt - 93.126 PROJ PURPOSE: Preservation		Federal: \$512,690 State: \$0 Local: \$128,173	TOTAL	\$640,863	\$640,863	\$0	\$0	\$0
				ESTIMATED TOTAL PROJECT COST: \$640,863					
6440-15	BI-STATE DEVELOPMENT/METRO - ML1550,d,z;ML1560,d, METROLINK ROW IMPROVEMENTS	S5337	MetroLink Improvements Transit Capital Imps.	PE ROW IMPL	\$0 \$0 \$8,585,966	\$0 \$0 \$5,172,753	\$0 \$0 \$3,413,213	\$0 \$0 \$0	\$0 \$0 \$0
	LENGTH (mi): 0 AIR QUALITY STAT: Exempt - 93.126 PROJ PURPOSE: Preservation		Federal: \$6,868,772 State: \$0 Local: \$1,717,194	TOTAL	\$8,585,966	\$5,172,753	\$3,413,213	\$0	\$0
				ESTIMATED TOTAL PROJECT COST: \$8,585,966					
5927A-16	BI-STATE DEVELOPMENT/METRO - ML1670,y,z;ML1680,d, METROLINK ROW IMPROVEMENTS	S5337	Transit Capital Imps. MetroLink Improvements	PE ROW IMPL	\$0 \$0 \$3,294,601	\$0 \$0 \$3,294,601	\$0 \$0 \$0	\$0 \$0 \$0	\$0 \$0 \$0
	LENGTH (mi): 0 AIR QUALITY STAT: Exempt - 93.126 PROJ PURPOSE: Preservation		Federal: \$2,635,681 State: \$0 Local: \$658,920	TOTAL	\$3,294,601	\$3,294,601	\$0	\$0	\$0
				ESTIMATED TOTAL PROJECT COST: \$3,294,601					
5930D-16	BI-STATE DEVELOPMENT/METRO - ML1520;PM1040;PM1050 METROLINK ROW MAINTENANCE STATIONS AND PARKING LOTS	S5337	Transit Capital Imps. MetroLink Improvements	PE ROW IMPL	\$0 \$0 \$4,209,914	\$0 \$0 \$4,209,914	\$0 \$0 \$0	\$0 \$0 \$0	\$0 \$0 \$0
	LENGTH (mi): 0 AIR QUALITY STAT: Exempt - 93.126 PROJ PURPOSE: Preservation		Federal: \$3,367,931 State: \$0 Local: \$841,983	TOTAL	\$4,209,914	\$4,209,914	\$0	\$0	\$0
				ESTIMATED TOTAL PROJECT COST: \$4,209,914					
5930G-15	BI-STATE DEVELOPMENT/METRO - PM1520;PM6000,c,z METROLINK ROW MAINTENANCE	S5337	Transit Capital Imps. MetroLink Improvements	PE ROW IMPL	\$0 \$0 \$12,432,938	\$0 \$0 \$12,432,938	\$0 \$0 \$0	\$0 \$0 \$0	\$0 \$0 \$0
	LENGTH (mi): 0 AIR QUALITY STAT: Exempt - 93.126 PROJ PURPOSE: Preservation		Federal: \$9,946,350 State: \$0 Local: \$2,486,588	TOTAL	\$12,432,938	\$12,432,938	\$0	\$0	\$0
				ESTIMATED TOTAL PROJECT COST: \$12,432,938					

FISCAL YEARS 2023-2026 TRANSPORTATION IMPROVEMENT PROGRAM

COUNTY: MULTI-STATE

ID	ORGANIZATION NAME/PROJECT TITLE/DESC	FUNDING CAT	IMPROVEMENTS		2023-2026 TOTAL	2023	2024	2025	2026
6891H-20	BI-STATE DEVELOPMENT/METRO - CP0082,CP0167 METROLINK ROW MAINTENANCE STATIONS AND PARKING LOTS	S5307	Transit Capital Imps. MetroLink Improvements	PE	\$0	\$0	\$0	\$0	\$0
				ROW	\$0	\$0	\$0	\$0	\$0
				IMPL	\$3,675,000	\$1,375,000	\$1,000,000	\$1,300,000	\$0
				TOTAL	\$3,675,000	\$1,375,000	\$1,000,000	\$1,300,000	\$0
				ESTIMATED TOTAL PROJECT COST:					\$3,675,000
LENGTH (mi): 0		Federal: \$2,940,000							
AIR QUALITY STAT: Exempt - 93.126		State: \$0							
PROJ PURPOSE: Preservation		Local: \$735,000							
5930A-14	BI-STATE DEVELOPMENT/METRO - ML1370;1460;1490 METROLINK ROW MAINTENANCE BRIDGES AND TUNNELS	S5337	Transit Capital Imps. MetroLink Improvements	PE	\$0	\$0	\$0	\$0	\$0
				ROW	\$0	\$0	\$0	\$0	\$0
				IMPL	\$6,954,424	\$6,954,424	\$0	\$0	\$0
				TOTAL	\$6,954,424	\$6,954,424	\$0	\$0	\$0
				ESTIMATED TOTAL PROJECT COST:					\$6,954,424
LENGTH (mi): 0		Federal: \$5,563,539							
AIR QUALITY STAT: Exempt - 93.126		State: \$0							
PROJ PURPOSE: Preservation		Local: \$1,390,885							
6891O-22	BI-STATE DEVELOPMENT/METRO - CP3657;CP8056;CP4659 METROLINK ROW REHAB AND MAINTENANCE	S5337	Transit Capital Imps. MetroLink Improvements	PE	\$0	\$0	\$0	\$0	\$0
				ROW	\$0	\$0	\$0	\$0	\$0
				IMPL	\$38,727,562	\$26,457,517	\$4,917,634	\$7,352,411	\$0
				TOTAL	\$38,727,562	\$26,457,517	\$4,917,634	\$7,352,411	\$0
				ESTIMATED TOTAL PROJECT COST:					\$38,727,562
LENGTH (mi): 0		Federal: \$30,982,050							
AIR QUALITY STAT: Exempt - 93.126		State: \$0							
PROJ PURPOSE: Preservation		Local: \$7,745,512							
5171B-17	BI-STATE DEVELOPMENT/METRO METROLINK SLOPE STABILITY SLOPE STABILITY/DRAINAGE/CULVERT IMPROVEMENTS	S5307	Transit Capital Imps. MetroLink Improvements	PE	\$0	\$0	\$0	\$0	\$0
				ROW	\$0	\$0	\$0	\$0	\$0
				IMPL	\$5,491,248	\$5,491,248	\$0	\$0	\$0
				TOTAL	\$5,491,248	\$5,491,248	\$0	\$0	\$0
				ESTIMATED TOTAL PROJECT COST:					\$5,491,248
LENGTH (mi): 0		Federal: \$4,392,998							
AIR QUALITY STAT: Exempt - 93.126		State: \$0							
PROJ PURPOSE: Preservation		Local: \$1,098,250							
6801-18	BI-STATE DEVELOPMENT/METRO - SV1820,1830,1900 NON REVENUE VEHICLE REPLACEMENT NON REVENUE VEHICLE REPLACEMENT	S5307	Transit Capital Imps.	PE	\$0	\$0	\$0	\$0	\$0
				ROW	\$0	\$0	\$0	\$0	\$0
				IMPL	\$17,531,894	\$11,531,894	\$3,000,000	\$3,000,000	\$0
				TOTAL	\$17,531,894	\$11,531,894	\$3,000,000	\$3,000,000	\$0
				ESTIMATED TOTAL PROJECT COST:					\$17,531,894
LENGTH (mi): 0		Federal: \$14,025,515							
AIR QUALITY STAT: Exempt - 93.126		State: \$0							
PROJ PURPOSE: Preservation		Local: \$3,506,379							

FISCAL YEARS 2023-2026 TRANSPORTATION IMPROVEMENT PROGRAM

COUNTY: MULTI-STATE

ID	ORGANIZATION NAME/PROJECT TITLE/DESC	FUNDING CAT	IMPROVEMENTS		2023-2026 TOTAL	2023	2024	2025	2026
5684-13	BI-STATE DEVELOPMENT/METRO - SV1500,z;SV1510,z;SV NON-REVENUE VEHICLE REPLACEMENT	S5307	Vehicle Acquisition	PE	\$0	\$0	\$0	\$0	\$0
				ROW	\$0	\$0	\$0	\$0	\$0
				IMPL	\$6,932,400	\$6,932,400	\$0	\$0	\$0
				TOTAL	\$6,932,400	\$6,932,400	\$0	\$0	\$0
				ESTIMATED TOTAL PROJECT COST: \$6,932,400					
	LENGTH (mi): 0		Federal: \$5,545,920						
	AIR QUALITY STAT: Exempt - 93.126		State: \$0						
	PROJ PURPOSE: Preservation		Local: \$1,386,480						
5177G-10	BI-STATE DEVELOPMENT/METRO - ZA1080;ZA1300 PROGRAM ADMINISTRATION SECTION 5317 (NEW FREEDOM) FY 06-12 NEW FREEDOM	S5317	Transit Capital Imps.	PE	\$0	\$0	\$0	\$0	\$0
				ROW	\$0	\$0	\$0	\$0	\$0
				IMPL	\$2,478	\$2,478	\$0	\$0	\$0
				TOTAL	\$2,478	\$2,478	\$0	\$0	\$0
				ESTIMATED TOTAL PROJECT COST: \$456,724					
	LENGTH (mi): 0		Federal: \$2,478						
	AIR QUALITY STAT: Exempt - 93.126		State: \$0						
	PROJ PURPOSE: Access to Opportunity		Local: \$0						
6996S-20	BI-STATE DEVELOPMENT/METRO PROJECT ADMINISTRATION - 5310 ENHANCED MOBILITY PROJECT ADMINISTRATION FOR 5310 PROJECTS FY 19 & FY 20	S5310	Transit Operating Asst.	PE	\$0	\$0	\$0	\$0	\$0
				ROW	\$0	\$0	\$0	\$0	\$0
				IMPL	\$110,178	\$110,178	\$0	\$0	\$0
				TOTAL	\$110,178	\$110,178	\$0	\$0	\$0
				ESTIMATED TOTAL PROJECT COST: \$155,396					
	LENGTH (mi): 0		Federal: \$110,178						
	AIR QUALITY STAT: Exempt - 93.126		State: \$0						
	PROJ PURPOSE: Access to Opportunity		Local: \$0						
6533R-16	BI-STATE DEVELOPMENT/METRO - EH1540z PROJECT ADMINISTRATION - 5310 ENHANCED MOBILITY PROJECT ADMINISTRATION FOR 5310 PROJECTS FY 13/14	S5310	Transit Operating Asst.	PE	\$0	\$0	\$0	\$0	\$0
				ROW	\$0	\$0	\$0	\$0	\$0
				IMPL	\$2,817	\$2,817	\$0	\$0	\$0
				TOTAL	\$2,817	\$2,817	\$0	\$0	\$0
				ESTIMATED TOTAL PROJECT COST: \$173,097					
	LENGTH (mi): 0		Federal: \$2,817						
	AIR QUALITY STAT: Exempt - 93.126		State: \$0						
	PROJ PURPOSE: Access to Opportunity		Local: \$0						
6794P-18	BI-STATE DEVELOPMENT/METRO - EH1540z PROJECT ADMINISTRATION - 5310 ENHANCED MOBILITY PROJECT ADMINISTRATION FOR 5310 PROJECTS FY 16 & FY 17 PARTIAL	S5310	Transit Operating Asst.	PE	\$0	\$0	\$0	\$0	\$0
				ROW	\$0	\$0	\$0	\$0	\$0
				IMPL	\$57,135	\$57,135	\$0	\$0	\$0
				TOTAL	\$57,135	\$57,135	\$0	\$0	\$0
				ESTIMATED TOTAL PROJECT COST: \$95,300					
	LENGTH (mi): 0		Federal: \$57,135						
	AIR QUALITY STAT: Exempt - 93.126		State: \$0						
	PROJ PURPOSE: Access to Opportunity		Local: \$0						

FISCAL YEARS 2023-2026 TRANSPORTATION IMPROVEMENT PROGRAM

COUNTY: MULTI-STATE

ID	ORGANIZATION NAME/PROJECT TITLE/DESC	FUNDING CAT	IMPROVEMENTS		2023-2026 TOTAL	2023	2024	2025	2026
6888N-19	BI-STATE DEVELOPMENT/METRO PROJECT ADMINISTRATION - 5310 ENHANCED MOBILITY PROJECT ADMINISTRATION FOR 5310 PROJECTS FY 17 PARTIAL & FY 18 LENGTH (mi): 0 AIR QUALITY STAT: Exempt - 93.126 PROJ PURPOSE: Access to Opportunity	S5310	Transit Operating Asst.	PE	\$0	\$0	\$0	\$0	\$0
				ROW	\$0	\$0	\$0	\$0	\$0
				IMPL	\$55,940	\$55,940	\$0	\$0	\$0
				TOTAL	\$55,940	\$55,940	\$0	\$0	\$0
				Federal:	\$55,940				
				State:	\$0				
				Local:	\$0				
					ESTIMATED TOTAL PROJECT COST: \$89,505				
7151I-22	BI-STATE DEVELOPMENT/METRO PROJECT ADMINISTRATION - 5310 ENHANCED MOBILITY PROJECT ADMINISTRATION FOR 5310 PROJECTS FY 21 LENGTH (mi): 0 AIR QUALITY STAT: Exempt - 93.126 PROJ PURPOSE: Access to Opportunity	S5310	Transit Operating Asst.	PE	\$0	\$0	\$0	\$0	\$0
				ROW	\$0	\$0	\$0	\$0	\$0
				IMPL	\$79,045	\$79,045	\$0	\$0	\$0
				TOTAL	\$79,045	\$79,045	\$0	\$0	\$0
				Federal:	\$79,045				
				State:	\$0				
				Local:	\$0				
					ESTIMATED TOTAL PROJECT COST: \$79,045				
6709N-16	BI-STATE DEVELOPMENT/METRO - EH1540z PROJECT ADMINISTRATION - 5310 ENHANCED MOBILITY PROJECT ADMINISTRATION FOR 5310 PROJECTS FY 15 LENGTH (mi): 0 AIR QUALITY STAT: Exempt - 93.126 PROJ PURPOSE: Access to Opportunity	S5310	Transit Operating Asst.	PE	\$0	\$0	\$0	\$0	\$0
				ROW	\$0	\$0	\$0	\$0	\$0
				IMPL	\$19,416	\$19,416	\$0	\$0	\$0
				TOTAL	\$19,416	\$19,416	\$0	\$0	\$0
				Federal:	\$19,416				
				State:	\$0				
				Local:	\$0				
					ESTIMATED TOTAL PROJECT COST: \$72,921				
4331-07	BI-STATE DEVELOPMENT/METRO - CE1200,a,b,c,d;CE502 RADIO COMMUNICATIONS-FED FORMULA RADIO SYSTEM,CAD/AVL LENGTH (mi): 0 AIR QUALITY STAT: Exempt - 93.126 PROJ PURPOSE: Preservation	S5307	Transit Capital Imps.	PE	\$0	\$0	\$0	\$0	\$0
				ROW	\$0	\$0	\$0	\$0	\$0
				IMPL	\$9,578,357	\$9,578,357	\$0	\$0	\$0
				TOTAL	\$9,578,357	\$9,578,357	\$0	\$0	\$0
				Federal:	\$7,662,686				
				State:	\$0				
				Local:	\$1,915,671				
					ESTIMATED TOTAL PROJECT COST: \$9,578,357				
6572-16	BI-STATE DEVELOPMENT/METRO - ML1660,d,z;ML1710,Y, S5337 RAIL FACILITY REHAB AND EQUIPMENT MAINTENANCE FACILITY UPGRADES & EQUIPMENT LENGTH (mi): 0 AIR QUALITY STAT: Exempt - 93.126 PROJ PURPOSE: Preservation		Transit Capital Imps. MetroLink Improvements	PE	\$0	\$0	\$0	\$0	\$0
				ROW	\$0	\$0	\$0	\$0	\$0
				IMPL	\$240,000	\$240,000	\$0	\$0	\$0
				TOTAL	\$240,000	\$240,000	\$0	\$0	\$0
				Federal:	\$192,000				
				State:	\$0				
				Local:	\$48,000				
					ESTIMATED TOTAL PROJECT COST: \$240,000				

FISCAL YEARS 2023-2026 TRANSPORTATION IMPROVEMENT PROGRAM

COUNTY: MULTI-STATE

ID	ORGANIZATION NAME/PROJECT TITLE/DESC	FUNDING CAT	IMPROVEMENTS		2023-2026 TOTAL	2023	2024	2025	2026
6439-15	BI-STATE DEVELOPMENT/METRO - OF1470,d,y,z;OF1640, RAIL MAINTENANCE FACILITY REHAB AND UPGRADES	S5337	Transit Capital Imps. MetroLink Improvements	PE	\$0	\$0	\$0	\$0	\$0
				ROW	\$0	\$0	\$0	\$0	\$0
				IMPL	\$341,100	\$341,100	\$0	\$0	\$0
				TOTAL	\$341,100	\$341,100	\$0	\$0	\$0
				ESTIMATED TOTAL PROJECT COST: \$341,100					
	LENGTH (mi): 0		Federal: \$272,880						
	AIR QUALITY STAT: Exempt - 93.126		State: \$0						
	PROJ PURPOSE: Preservation		Local: \$68,220						
6891C-21	BI-STATE DEVELOPMENT/METRO - RV2145 REVENUE VEHICLE REPLACEMENT BUS/BUS FACILITY FORMULA FACILITY IMPROVEMENTS	S5339	Vehicle Acquisition Transit Capital Imps.	PE	\$0	\$0	\$0	\$0	\$0
				ROW	\$0	\$0	\$0	\$0	\$0
				IMPL	\$18,727,893	\$6,108,019	\$4,254,991	\$8,364,883	\$0
				TOTAL	\$18,727,893	\$6,108,019	\$4,254,991	\$8,364,883	\$0
				ESTIMATED TOTAL PROJECT COST: \$18,727,893					
	LENGTH (mi): 0		Federal: \$14,982,314						
	AIR QUALITY STAT: Exempt - 93.126		State: \$0						
	PROJ PURPOSE: Preservation		Local: \$3,745,579						
6891G-21	BI-STATE DEVELOPMENT/METRO - CP0257; CP0267 REVENUE VEHICLE REPLACEMENT	S5307	Transit Capital Imps.	PE	\$0	\$0	\$0	\$0	\$0
				ROW	\$0	\$0	\$0	\$0	\$0
				IMPL	\$31,511,766	\$9,824,159	\$11,331,919	\$10,355,688	\$0
				TOTAL	\$31,511,766	\$9,824,159	\$11,331,919	\$10,355,688	\$0
				ESTIMATED TOTAL PROJECT COST: \$31,511,766					
	LENGTH (mi): 0		Federal: \$25,209,412						
	AIR QUALITY STAT: Exempt - 93.126		State: \$0						
	PROJ PURPOSE: Preservation		Local: \$6,302,354						
5925B-16	BI-STATE DEVELOPMENT/METRO - RV1610,z;RV1720,z REVENUE VEHICLES BUS REPLACEMENT PROGRAM	S5307	Transit Capital Imps.	PE	\$0	\$0	\$0	\$0	\$0
				ROW	\$0	\$0	\$0	\$0	\$0
				IMPL	\$13,668,188	\$3,000,000	\$10,668,188	\$0	\$0
				TOTAL	\$13,668,188	\$3,000,000	\$10,668,188	\$0	\$0
				ESTIMATED TOTAL PROJECT COST: \$13,668,188					
	LENGTH (mi): 0		Federal: \$10,934,550						
	AIR QUALITY STAT: Exempt - 93.126		State: \$0						
	PROJ PURPOSE: Preservation		Local: \$2,733,638						
5925A-14	BI-STATE DEVELOPMENT/METRO - RV1470;1580;1640 REVENUE VEHICLES	S5339	Transit Capital Imps.	PE	\$0	\$0	\$0	\$0	\$0
				ROW	\$0	\$0	\$0	\$0	\$0
				IMPL	\$10,248,094	\$10,248,094	\$0	\$0	\$0
				TOTAL	\$10,248,094	\$10,248,094	\$0	\$0	\$0
				ESTIMATED TOTAL PROJECT COST: \$10,248,094					
	LENGTH (mi): 0		Federal: \$8,198,475						
	AIR QUALITY STAT: Exempt - 93.126		State: \$0						
	PROJ PURPOSE: Preservation		Local: \$2,049,619						

FISCAL YEARS 2023-2026 TRANSPORTATION IMPROVEMENT PROGRAM

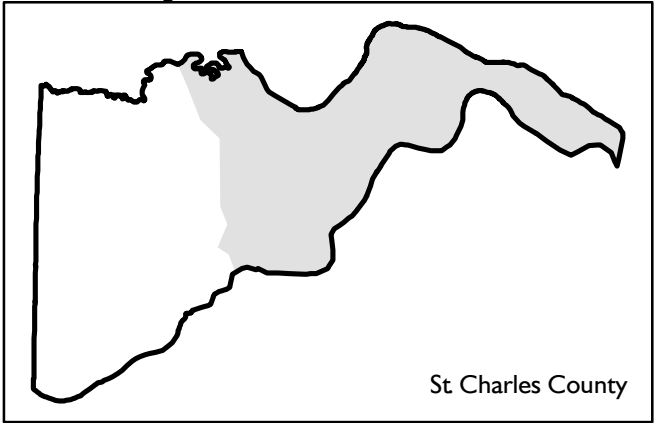
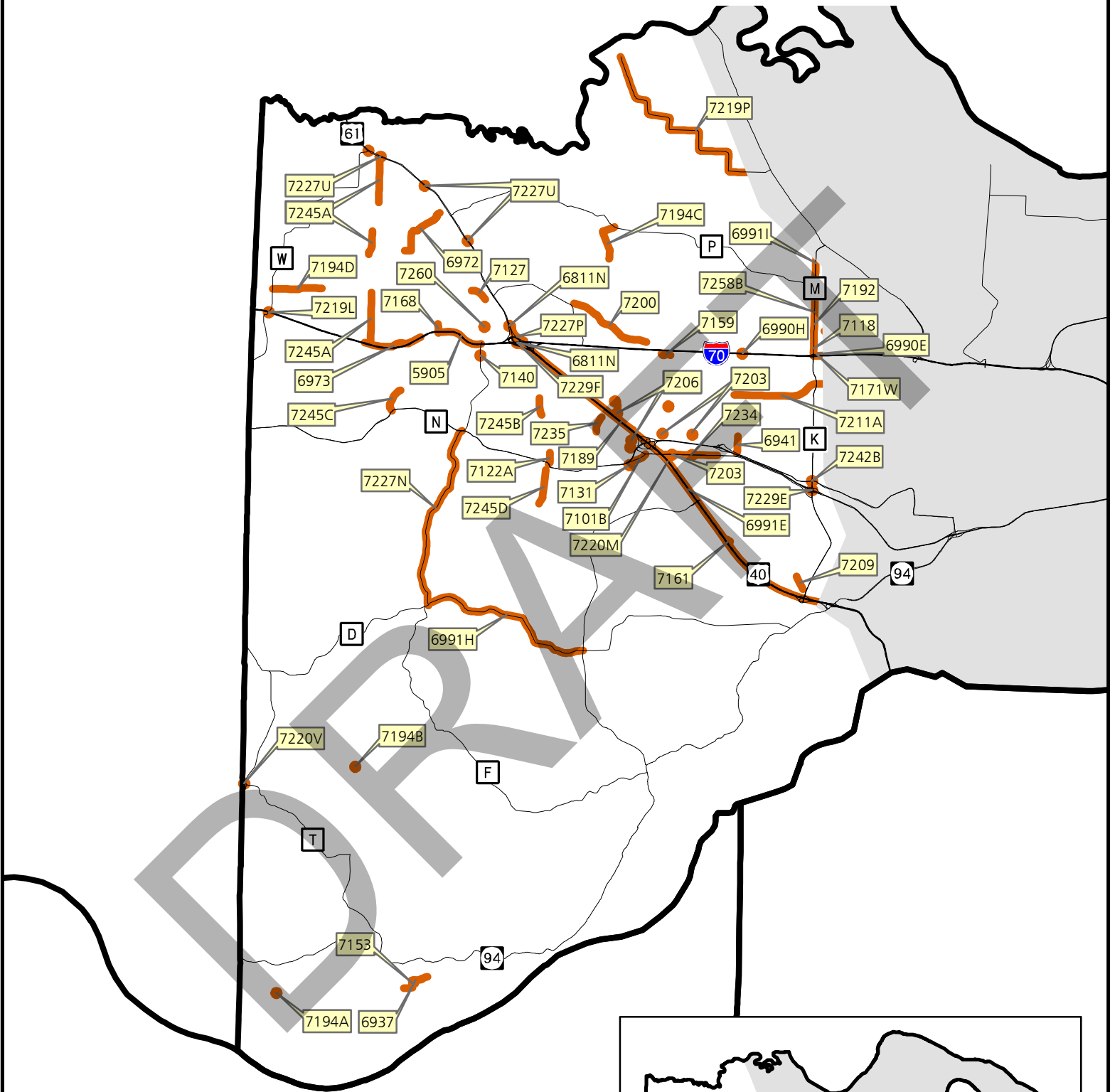
COUNTY: MULTI-STATE

ID	ORGANIZATION NAME/PROJECT TITLE/DESC	FUNDING CAT	IMPROVEMENTS		2023-2026 TOTAL	2023	2024	2025	2026
6891D-19	BI-STATE DEVELOPMENT/METRO - SC1845;1945;2045 SAFETY AND SECURITY	S5307	Transit Capital Imps.	PE	\$0	\$0	\$0	\$0	\$0
				ROW	\$0	\$0	\$0	\$0	\$0
				IMPL	\$6,499,302	\$6,499,302	\$0	\$0	\$0
				TOTAL	\$6,499,302	\$6,499,302	\$0	\$0	\$0
				ESTIMATED TOTAL PROJECT COST: \$6,499,302					
	LENGTH (mi): 0		Federal: \$5,199,442						
	AIR QUALITY STAT: Exempt - 93.126		State: \$0						
	PROJ PURPOSE: Safety		Local: \$1,299,860						
6891E-19	BI-STATE DEVELOPMENT/METRO - SC1950;2050;2150 SAFETY AND SECURITY	S5337	Transit Capital Imps.	PE	\$0	\$0	\$0	\$0	\$0
				ROW	\$0	\$0	\$0	\$0	\$0
				IMPL	\$10,621,003	\$3,210,227	\$1,070,075	\$6,340,701	\$0
				TOTAL	\$10,621,003	\$3,210,227	\$1,070,075	\$6,340,701	\$0
				ESTIMATED TOTAL PROJECT COST: \$10,621,003					
	LENGTH (mi): 0		Federal: \$8,496,803						
	AIR QUALITY STAT: Exempt - 93.126		State: \$0						
	PROJ PURPOSE: Safety		Local: \$2,124,200						
6689-17	BI-STATE DEVELOPMENT/METRO - SC1730,z,SC1810 SAFETY AND SECURITY	S5337	Transit Capital Imps.	PE	\$0	\$0	\$0	\$0	\$0
				ROW	\$0	\$0	\$0	\$0	\$0
				IMPL	\$3,294,165	\$3,294,165	\$0	\$0	\$0
				TOTAL	\$3,294,165	\$3,294,165	\$0	\$0	\$0
				ESTIMATED TOTAL PROJECT COST: \$3,294,165					
	LENGTH (mi): 0		Federal: \$2,635,332						
	AIR QUALITY STAT: Exempt - 93.126		State: \$0						
	PROJ PURPOSE: Safety		Local: \$658,833						
6573-16	BI-STATE DEVELOPMENT/METRO - SC1520;1530;1610 SAFETY AND SECURITY UPGRADES CRITICAL HARDENING PROGRAM	SECUR	Transit Capital Imps.	PE	\$0	\$0	\$0	\$0	\$0
				ROW	\$0	\$0	\$0	\$0	\$0
				IMPL	\$3,000,000	\$1,000,000	\$1,000,000	\$1,000,000	\$0
				TOTAL	\$3,000,000	\$1,000,000	\$1,000,000	\$1,000,000	\$0
				ESTIMATED TOTAL PROJECT COST: \$3,000,000					
	LENGTH (mi): 0		Federal: \$3,000,000						
	AIR QUALITY STAT: Exempt - 93.126		State: \$0						
	PROJ PURPOSE: Safety		Local: \$0						
6891N-22	BI-STATE DEVELOPMENT/METRO - CP7747;CP8957;CP9653 SIGNS, SHELTERS, AND ENHANCEMENTS	S5307	Transit Capital Imps.	PE	\$0	\$0	\$0	\$0	\$0
				ROW	\$0	\$0	\$0	\$0	\$0
				IMPL	\$4,534,675	\$2,701,341	\$1,333,334	\$500,000	\$0
				TOTAL	\$4,534,675	\$2,701,341	\$1,333,334	\$500,000	\$0
				ESTIMATED TOTAL PROJECT COST: \$4,534,675					
	LENGTH (mi): 0		Federal: \$3,627,740						
	AIR QUALITY STAT: Exempt - 93.126		State: \$0						
	PROJ PURPOSE: Preservation		Local: \$906,935						

FISCAL YEARS 2023-2026 TRANSPORTATION IMPROVEMENT PROGRAM

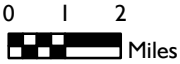
COUNTY: MULTI-STATE

ID	ORGANIZATION NAME/PROJECT TITLE/DESC	FUNDING CAT	IMPROVEMENTS		2023-2026 TOTAL	2023	2024	2025	2026
6446A-17	MODOT - 6I3264 I-270 OVER MISSISSIPPI RIVER BRIDGE IMPROVEMENTS - PAYMENT TO IDOT LENGTH (mi): 0.9 AIR QUALITY STAT: Not Regionally Significant - 93.126 PROJ PURPOSE: Preservation	NHPP	Replace Bridge(s)	PE ROW IMPL TOTAL ESTIMATED TOTAL PROJECT COST:	\$11,000 \$0 \$112,000,000 \$112,011,000 \$112,963,000	\$10,000 \$0 \$0 \$10,000	\$1,000 \$0 \$112,000,000 \$112,001,000	\$0 \$0 \$0 \$0	\$0 \$0 \$0 \$0
3479Z-11	MODOT - 6I0984Z I-70 - NEW MISSISSIPPI RIVER BRIDGE GARVEE PAYBACK FOR THE MISSISSIPPI RIVER BRIDGE THROUGH 2025 LENGTH (mi): 0.5 AIR QUALITY STAT: Not Regionally Significant PROJ PURPOSE: Congestion	STATE	Construct Bridge(s)	PE ROW IMPL TOTAL ESTIMATED TOTAL PROJECT COST:	\$0 \$0 \$35,816,000 \$35,816,000 \$150,772,000	\$0 \$0 \$11,939,000 \$11,939,000	\$0 \$0 \$11,939,000 \$11,939,000	\$0 \$0 \$11,938,000 \$11,938,000	\$0 \$0 \$0 \$0
7216O-24	MODOT - 6P3414 US 67 ON THE CLARK BRIDGE PAYMENT TO IDOT FOR STAY CABLE INSPECTION LENGTH (mi): 0.19 AIR QUALITY STAT: Not Regionally Significant PROJ PURPOSE: Preservation	NHPP	Bridge(s)	PE ROW IMPL TOTAL ESTIMATED TOTAL PROJECT COST:	\$1,000 \$0 \$750,000 \$751,000 \$751,000	\$0 \$0 \$0 \$0	\$1,000 \$0 \$750,000 \$751,000	\$0 \$0 \$0 \$0	\$0 \$0 \$0 \$0

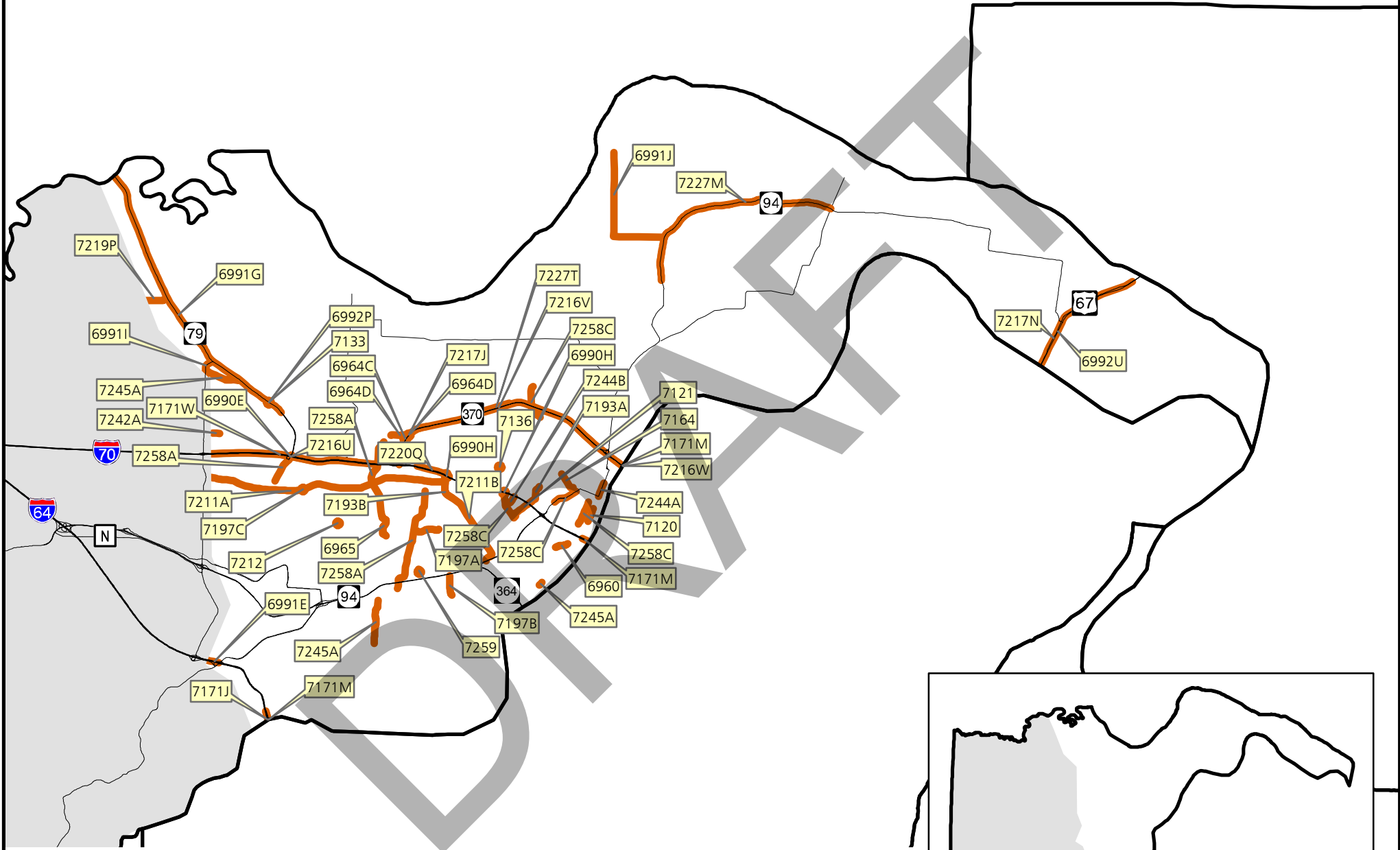


June 2022

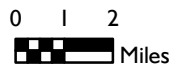

EAST-WEST GATEWAY
Council of Governments



St Charles County



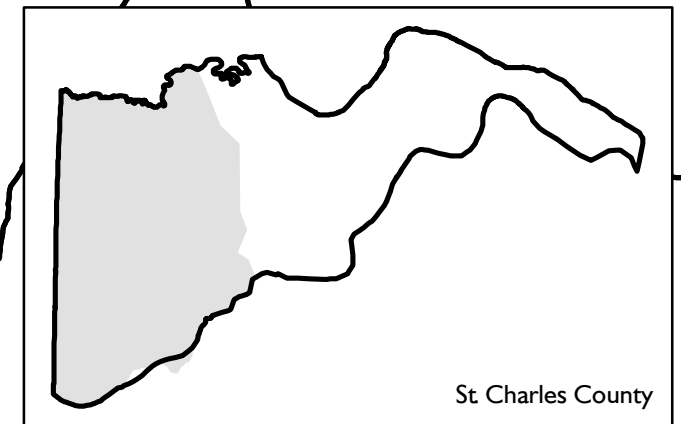
June 2022



DRAFT



EAST-WEST GATEWAY
Council of Governments



St Charles County

FISCAL YEARS 2023-2026 TRANSPORTATION IMPROVEMENT PROGRAM

COUNTY: ST. CHARLES

ID	ORGANIZATION NAME/PROJECT TITLE/DESC	FUNDING CAT	IMPROVEMENTS		2023-2026 TOTAL	2023	2024	2025	2026
7153-24	AUGUSTA - TAP-7303(620) GREEN, WALNUT, FERRY, CHESTNUT SIDEWALKS GREEN: LOCUST-WALNUT; WALNUT: JACKSON-FERRY FERRY: LOCUST-CHESTNUT; CHESTNUT: JACKSON-FERRY LENGTH (mi): 0.36 AIR QUALITY STAT: Exempt - 93.126 PROJ PURPOSE: Sustainable Development	TAP-S	Sidewalks	PE	\$0	\$0	\$0	\$0	\$0
				ROW	\$10,000	\$10,000	\$0	\$0	
				IMPL	\$316,438	\$0	\$316,438	\$0	
				TOTAL	\$326,438	\$10,000	\$316,438	\$0	
				Federal:	\$226,027				
				State:	\$0				
				Local:	\$100,411				
ESTIMATED TOTAL PROJECT COST:					\$351,866				
6937-22	AUGUSTA - STP-7302(681) HIGH/JACKSON/LOCUST SIDEWALK HIGH: MT PLEASANT EST. - JACKSON: JACK: HIGH-LOCUST LOCUST: JACKSON - CHURCH RD; SIDEWALKS (5') LENGTH (mi): 0.81 AIR QUALITY STAT: Exempt - 93.126 PROJ PURPOSE: Sustainable Development	STP-S	Sidewalks	PE	\$0	\$0	\$0	\$0	\$0
				ROW	\$0	\$0	\$0	\$0	
				IMPL	\$662,735	\$662,735	\$0	\$0	
				TOTAL	\$662,735	\$662,735	\$0	\$0	
				Federal:	\$481,788				
				State:	\$0				
				Local:	\$180,947				
ESTIMATED TOTAL PROJECT COST:					\$736,235				
7151B-21	COMMUNITY LIVING VEHICLE ACQUISITION ONE MEDIUM-ROOF LONG CONVERSION VAN LENGTH (mi): 0 AIR QUALITY STAT: Exempt - 93.126 PROJ PURPOSE: Access to Opportunity	S5310	Transit Capital Imps.	PE	\$0	\$0	\$0	\$0	\$0
				ROW	\$0	\$0	\$0	\$0	
				IMPL	\$58,792	\$58,792	\$0	\$0	
				TOTAL	\$58,792	\$58,792	\$0	\$0	
				Federal:	\$47,033				
				State:	\$0				
				Local:	\$11,759				
ESTIMATED TOTAL PROJECT COST:					\$58,792				
6996E-20	COMMUNITY LIVING VEHICLE ACQUISITION TWO (2) 15-PASSENGER VANS; TWO (2) MEDIUM ROOF LONG CONVERSION VANS LENGTH (mi): 0 AIR QUALITY STAT: Exempt - 93.126 PROJ PURPOSE: Access to Opportunity	S5310	Transit Capital Imps.	PE	\$0	\$0	\$0	\$0	\$0
				ROW	\$0	\$0	\$0	\$0	
				IMPL	\$171,220	\$171,220	\$0	\$0	
				TOTAL	\$171,220	\$171,220	\$0	\$0	
				Federal:	\$136,974				
				State:	\$0				
				Local:	\$34,246				
ESTIMATED TOTAL PROJECT COST:					\$171,220				
7264B-23 New	COMMUNITY LIVING VEHICLE AQUISITION THREE MEDIUM ROOF LONG CONVERSION VANS AND ONE HIGH ROOF LONG CONVERSION VAN LENGTH (mi): 0 AIR QUALITY STAT: Exempt - 93.126 PROJ PURPOSE: Access to Opportunity	S5310	Transit Capital Imps.	PE	\$0	\$0	\$0	\$0	\$0
				ROW	\$0	\$0	\$0	\$0	
				IMPL	\$208,467	\$208,467	\$0	\$0	
				TOTAL	\$208,467	\$208,467	\$0	\$0	
				Federal:	\$166,773				
				State:	\$0				
				Local:	\$41,694				
ESTIMATED TOTAL PROJECT COST:					\$208,467				

FISCAL YEARS 2023-2026 TRANSPORTATION IMPROVEMENT PROGRAM

COUNTY: ST. CHARLES

ID	ORGANIZATION NAME/PROJECT TITLE/DESC	FUNDING CAT	IMPROVEMENTS		2023-2026 TOTAL	2023	2024	2025	2026
7203-22	DARDENNE PRAIRIE - CMAQ-7302(689) DARDENNE PRAIRIE SIGNAL INTERCONNECT ALONG FEISE RD, TOWN SQUARE AVE AND HANLEY RD FIBER INTERCONNECTION - UPGRADE TRAFFIC CONTROLLERS LENGTH (mi): 2.09 AIR QUALITY STAT: Regionally Significant PROJ PURPOSE: Congestion	CMAQ	Signal Timing Progression	PE	\$0	\$0	\$0	\$0	\$0
				ROW	\$0	\$0	\$0	\$0	\$0
				IMPL	\$420,353	\$0	\$420,353	\$0	\$0
				TOTAL	\$420,353	\$0	\$420,353	\$0	\$0
				Federal:	\$336,282				
				State:	\$0				
				Local:	\$84,071				
ESTIMATED TOTAL PROJECT COST:					\$420,353				
6941-21	DARDENNE PRAIRIE - STP-7302(682) STUMP ROAD FEISE RD TO MON RECONSTRUCTION - SIDEWALKS (5') - LEFT TURN LN LENGTH (mi): 0.4 AIR QUALITY STAT: Exempt - 93.126 PROJ PURPOSE: Preservation	STP-S	Roadway Reconstruction Sidewalks Left-turn lanes	PE	\$0	\$0	\$0	\$0	\$0
				ROW	\$0	\$0	\$0	\$0	\$0
				IMPL	\$2,070,800	\$2,070,800	\$0	\$0	
				TOTAL	\$2,070,800	\$2,070,800	\$0	\$0	
				Federal:	\$828,320				
				State:	\$0				
				Local:	\$1,242,480				
ESTIMATED TOTAL PROJECT COST:					\$2,276,090				
7234-23 New	DARDENNE PRAIRIE TOWN SQUARE ROAD WINGHAVEN BLVD TO W CITY LIMIT (NEAR TECHNOLOGY) RESURFACING LENGTH (mi): 1.33 AIR QUALITY STAT: Exempt - 93.126 PROJ PURPOSE: Preservation	STP-S	Resurfacing 2 Lane Pvm	PE	\$84,799	\$84,799	\$0	\$0	\$0
				ROW	\$0	\$0	\$0	\$0	
				IMPL	\$819,719	\$0	\$0	\$819,719	
				TOTAL	\$904,518	\$84,799	\$0	\$819,719	
				Federal:	\$723,614				
				State:	\$0				
				Local:	\$180,904				
ESTIMATED TOTAL PROJECT COST:					\$904,518				
7151C-21	EMMAUS HOMES VEHICLE ACQUISITION TWO LOWERED FLOOR ACCESSIBLE MINIVANS LENGTH (mi): 0 AIR QUALITY STAT: Exempt - 93.126 PROJ PURPOSE: Access to Opportunity	S5310	Transit Capital Imps.	PE	\$0	\$0	\$0	\$0	\$0
				ROW	\$0	\$0	\$0	\$0	
				IMPL	\$83,110	\$83,110	\$0	\$0	
				TOTAL	\$83,110	\$83,110	\$0	\$0	
				Federal:	\$66,488				
				State:	\$0				
				Local:	\$16,622				
ESTIMATED TOTAL PROJECT COST:					\$83,110				
7264E-23 New	EMMAUS HOMES VEHICLE AQUISITION TWO LOWERED FLOOR MINIVANS LENGTH (mi): 0 AIR QUALITY STAT: Exempt - 93.126 PROJ PURPOSE: Access to Opportunity	S5310	Transit Capital Imps.	PE	\$0	\$0	\$0	\$0	\$0
				ROW	\$0	\$0	\$0	\$0	
				IMPL	\$111,544	\$111,544	\$0	\$0	
				TOTAL	\$111,544	\$111,544	\$0	\$0	
				Federal:	\$89,235				
				State:	\$0				
				Local:	\$22,309				
ESTIMATED TOTAL PROJECT COST:					\$111,544				

FISCAL YEARS 2023-2026 TRANSPORTATION IMPROVEMENT PROGRAM

COUNTY: ST. CHARLES

ID	ORGANIZATION NAME/PROJECT TITLE/DESC	FUNDING CAT	IMPROVEMENTS		2023-2026 TOTAL	2023	2024	2025	2026
6997E-20	ITN GATEWAY OPERATING ASSISTANCE ONE YEAR OPERATING ASSISTANCE LENGTH (mi): 0 AIR QUALITY STAT: Exempt - 93.126 PROJ PURPOSE: Access to Opportunity	S5310	Transit Operating Asst.	PE	\$0	\$0	\$0	\$0	\$0
				ROW	\$0	\$0	\$0	\$0	\$0
				IMPL	\$4,962	\$4,962	\$0	\$0	\$0
				TOTAL	\$4,962	\$4,962	\$0	\$0	\$0
				ESTIMATED TOTAL PROJECT COST:				\$81,960	
7152B-21	ITN GATEWAY - ST. CHARLES OPERATING ASSISTANCE ONE YEAR OPERATING ASSISTANCE LENGTH (mi): 0 AIR QUALITY STAT: Exempt - 93.126 PROJ PURPOSE: Access to Opportunity	S5310	Transit Operating Asst.	PE	\$0	\$0	\$0	\$0	\$0
				ROW	\$0	\$0	\$0	\$0	\$0
				IMPL	\$81,850	\$81,850	\$0	\$0	\$0
				TOTAL	\$81,850	\$81,850	\$0	\$0	\$0
				ESTIMATED TOTAL PROJECT COST:				\$81,850	
7151E-21	ITN GATEWAY - ST. CHARLES VEHICLE ACQUISITION ONE LOWERED FLOOR ACCESSIBLE MINIVAN LENGTH (mi): 0 AIR QUALITY STAT: Exempt - 93.126 PROJ PURPOSE: Access to Opportunity	S5310	Transit Capital Imps.	PE	\$0	\$0	\$0	\$0	\$0
				ROW	\$0	\$0	\$0	\$0	\$0
				IMPL	\$41,555	\$41,555	\$0	\$0	\$0
				TOTAL	\$41,555	\$41,555	\$0	\$0	\$0
				ESTIMATED TOTAL PROJECT COST:				\$41,555	
7264N-23 New	ITN GATEWAY ST. CHARLES OPERATING ASSISTANCE ONE YEAR OPERATING EXPENSES LENGTH (mi): 0 AIR QUALITY STAT: Exempt - 93.126 PROJ PURPOSE: Access to Opportunity	S5310	Transit Operating Asst.	PE	\$0	\$0	\$0	\$0	\$0
				ROW	\$0	\$0	\$0	\$0	\$0
				IMPL	\$41,094	\$41,094	\$0	\$0	\$0
				TOTAL	\$41,094	\$41,094	\$0	\$0	\$0
				ESTIMATED TOTAL PROJECT COST:				\$82,188	
7206-22	LAKE SAINT LOUIS - CMAQ-5418(623) FLASHING YELLOW ARROWS & SIGNAL IMPROVEMENTS ALONG RONALD REAGAN DR, TECHNOLOGY DR, LAKE SAINT LOUIS BLVD - UPGRADE SIGNAL CONTROLLERS LENGTH (mi): 0.6 AIR QUALITY STAT: Not Regionally Significant PROJ PURPOSE: Congestion	CMAQ	Traffic Signals	PE	\$0	\$0	\$0	\$0	\$0
				ROW	\$0	\$0	\$0	\$0	\$0
				IMPL	\$331,603	\$331,603	\$0	\$0	\$0
				TOTAL	\$331,603	\$331,603	\$0	\$0	\$0
				ESTIMATED TOTAL PROJECT COST:				\$346,603	

FISCAL YEARS 2023-2026 TRANSPORTATION IMPROVEMENT PROGRAM

COUNTY: ST. CHARLES

ID	ORGANIZATION NAME/PROJECT TITLE/DESC	FUNDING CAT	IMPROVEMENTS		2023-2026 TOTAL	2023	2024	2025	2026			
7131-22	LAKE SAINT LOUIS - CMAQ-5418(621) HAWKRIDGE TRAIL/SOMMERS ROAD AT OLD HIGHWAY N TRAFFIC SIGNAL LENGTH (mi): 0.2 AIR QUALITY STAT: Exempt - 93.127 PROJ PURPOSE: Congestion	CMAQ	Intersection Improvement Traffic Signals Sidewalks	PE	\$0	\$0	\$0	\$0	\$0			
				ROW	\$0	\$0	\$0	\$0	\$0			
				IMPL	\$1,349,458	\$1,349,458	\$0	\$0	\$0			
				TOTAL	\$1,349,458	\$1,349,458	\$0	\$0	\$0			
				ESTIMATED TOTAL PROJECT COST:					\$1,519,458			
7159-22	LAKE SAINT LOUIS - TAP-5418(622) LAKE SAINT LOUIS BLVD UPTOWN SIDEWALK S/O VETERANS MEMORIAL PKWY TO SPILLWAY BRIDGE SIDEWALKS (6') LENGTH (mi): 0.3 AIR QUALITY STAT: Exempt - 93.126 PROJ PURPOSE: Sustainable Development	TAP-S	Sidewalks	PE	\$0	\$0	\$0	\$0	\$0			
				ROW	\$75,000	\$75,000	\$0	\$0	\$0			
				IMPL	\$919,604	\$0	\$919,604	\$0	\$0			
				TOTAL	\$994,604	\$75,000	\$919,604	\$0	\$0			
				ESTIMATED TOTAL PROJECT COST:					\$1,114,604			
7101B-22	LAKE SAINT LOUIS - STP-5418(620) OLD HIGHWAY N 125' S/O HAWK RIDGE TRAIL TO 50' S/O OLD FORESTER DR RECONSTRUCT - SIDEWALK (6') - TWTL (LOCALLY FUNDED) LENGTH (mi): 0.3 AIR QUALITY STAT: Not Regionally Significant PROJ PURPOSE: Preservation	STP-S	Roadway Reconstruction Bicycle Facilities Sidewalks	PE	\$0	\$0	\$0	\$0	\$0			
				ROW	\$0	\$0	\$0	\$0	\$0			
				IMPL	\$1,359,000	\$1,359,000	\$0	\$0	\$0			
				TOTAL	\$1,359,000	\$1,359,000	\$0	\$0	\$0			
				ESTIMATED TOTAL PROJECT COST:					\$1,514,000			
7235-23 New	LAKE SAINT LOUIS SOUTH LAKE SAINT LOUIS BLVD, PHASE 1 HAWK RIDGE CROSSING TO 300' S/O HAWK RIDGE CIRCLE RESURFACE -TWTL - SHARED USE PATH (10') - SIDEWALK (5') LENGTH (mi): 0.4 AIR QUALITY STAT: Not Regionally Significant PROJ PURPOSE: Preservation	STP-S	Bicycle Facilities Sidewalks Bi-directional Left-turn Ln.	PE	\$300,000	\$300,000	\$0	\$0	\$0			
				ROW	\$60,000	\$0	\$60,000	\$0	\$0			
				IMPL	\$2,208,729	\$0	\$0	\$0	\$2,208,729			
				TOTAL	\$2,568,729	\$300,000	\$60,000	\$0	\$2,208,729			
				ESTIMATED TOTAL PROJECT COST:					\$2,568,729			
7189-23	LAKE SAINT LOUIS - STP-5418(624) TECHNOLOGY DRIVE LAKE SAINT LOUIS BLVD TO TECHNOLOGY DR LOOP RESURFACING - SIDEWALK(6') - SHARED USE PATH (8') LENGTH (mi): 1 AIR QUALITY STAT: Exempt - 93.126 PROJ PURPOSE: Preservation	STP-S	Resurfacing Sidewalks Bicycle Facilities	PE	\$150,000	\$150,000	\$0	\$0	\$0			
				ROW	\$150,000	\$0	\$150,000	\$0	\$0			
				IMPL	\$1,511,650	\$0	\$0	\$1,511,650	\$0			
				TOTAL	\$1,811,650	\$150,000	\$150,000	\$1,511,650	\$0			
				ESTIMATED TOTAL PROJECT COST:					\$1,811,650			

FISCAL YEARS 2023-2026 TRANSPORTATION IMPROVEMENT PROGRAM

COUNTY: ST. CHARLES

ID	ORGANIZATION NAME/PROJECT TITLE/DESC	FUNDING CAT	IMPROVEMENTS		2023-2026 TOTAL	2023	2024	2025	2026			
6989D-23	MODOT - 6P3457	STAC*	Miscellaneous	PE	\$61,000	\$61,000	\$0	\$0	\$0			
	GUARDRAIL REPAIR			ROW	\$0	\$0	\$0	\$0	\$0			
	AT VARIOUS LOCATIONS IN ST CHARLES COUNTY			IMPL	\$800,000	\$800,000	\$0	\$0	\$0			
	JOB ORDER CONTRACT FOR GUARDRAIL REPAIRS											
	LENGTH (mi): 0			Federal:	\$0	TOTAL	\$861,000	\$861,000	\$0	\$0	\$0	
	AIR QUALITY STAT: Exempt - 93.126			State:	\$861,000	ESTIMATED TOTAL PROJECT COST: \$861,000						
	PROJ PURPOSE: Safety			Local:	\$0							
6989F-20	MODOT - 6P3459	STAC*	Miscellaneous	PE	\$61,000	\$0	\$0	\$61,000	\$0			
	GUARDRAIL REPAIR			ROW	\$0	\$0	\$0	\$0	\$0			
	AT VARIOUS LOCATIONS IN ST CHARLES COUNTY			IMPL	\$849,000	\$0	\$0	\$849,000	\$0			
	JOB ORDER CONTRACT FOR GUARDRAIL REPAIRS											
	LENGTH (mi): 0			Federal:	\$0	TOTAL	\$910,000	\$0	\$0	\$910,000	\$0	
	AIR QUALITY STAT: Exempt - 93.126			State:	\$910,000	ESTIMATED TOTAL PROJECT COST: \$911,000						
	PROJ PURPOSE: Safety			Local:	\$0							
7227T-23 New	MODOT - SL0018	STATE	Resurfacing	PE	\$35,000	\$35,000	\$0	\$0	\$0			
	HUSTER ROAD (MO 370 OR)			ROW	\$0	\$0	\$0	\$0	\$0			
	SOUTH OF FOUNTAIN LAKES BLVD TO HAYFORD RD			IMPL	\$209,000	\$209,000	\$0	\$0	\$0			
	PAVEMENT RESURFACING											
	LENGTH (mi): 0.57			Federal:	\$0	TOTAL	\$244,000	\$244,000	\$0	\$0	\$0	
	AIR QUALITY STAT: Exempt - 93.126			State:	\$244,000	ESTIMATED TOTAL PROJECT COST: \$244,000						
	PROJ PURPOSE: Preservation			Local:	\$0							
6991E-20	MODOT - 6I3479	NHPP	Resurfacing	PE	\$225,000	\$10,000	\$10,000	\$205,000	\$0			
	I-64			ROW	\$0	\$0	\$0	\$0	\$0			
	MO DD TO MO 94			IMPL	\$2,146,000	\$0	\$0	\$2,146,000	\$0			
	PAVEMENT REPAIRS											
	LENGTH (mi): 5.18			Federal:	\$2,133,900	TOTAL	\$2,371,000	\$10,000	\$10,000	\$2,351,000	\$0	
	AIR QUALITY STAT: Exempt - 93.126			State:	\$237,100	ESTIMATED TOTAL PROJECT COST: \$2,431,000						
	PROJ PURPOSE: Preservation			Local:	\$0							
7229F-23 New	MODOT - SL0057	NHPP	Interchange Revision	PE	\$10,750,000	\$1,000,000	\$4,000,000	\$5,750,000	\$0			
	I-64			ROW	\$1,030,000	\$0	\$1,030,000	\$0	\$0			
	AT THE I-70 INTERCHANGE(PHASE I)			IMPL	\$81,159,000	\$0	\$0	\$81,159,000	\$0			
	INTERCHANGE IMPROVEMENTS											
	LENGTH (mi): 6.57			Federal:	\$83,645,100	TOTAL	\$92,939,000	\$1,000,000	\$5,030,000	\$86,909,000	\$0	
	AIR QUALITY STAT: Exempt - 93.127			State:	\$9,293,900	ESTIMATED TOTAL PROJECT COST: \$92,939,000						
	PROJ PURPOSE: Preservation			Local:	\$0							

*Refer to Appendix E for details on advanced construction.

FISCAL YEARS 2023-2026 TRANSPORTATION IMPROVEMENT PROGRAM

COUNTY: ST. CHARLES

ID	ORGANIZATION NAME/PROJECT TITLE/DESC	FUNDING CAT	IMPROVEMENTS		2023-2026 TOTAL	2023	2024	2025	2026
7220M-22 New	MODOT - 6I3033 I-64 I-70 TO MO K CAPACITY IMPROVEMENTS LENGTH (mi): 9.99 AIR QUALITY STAT: Regionally Significant PROJ PURPOSE: Congestion	NHPP	Widening	PE ROW IMPL TOTAL	\$5,468,000 \$0 \$38,370,000 \$43,838,000	\$500,000 \$0 \$0 \$500,000	\$1,500,000 \$0 \$0 \$1,500,000	\$3,468,000 \$0 \$38,370,000 \$41,838,000	\$0 \$0 \$0 \$0
			Federal: \$39,454,200 State: \$4,383,800 Local: \$0						
					ESTIMATED TOTAL PROJECT COST: \$43,968,000				
6990H-20	MODOT - 6S3488 I-70 AT BRYAN RD BRIDGE REHABILITATION LENGTH (mi): 0.11 AIR QUALITY STAT: Exempt - 93.126 PROJ PURPOSE: Preservation	STAC*	Rehabilitate Bridge(s)	PE ROW IMPL TOTAL	\$230,000 \$0 \$2,517,000 \$2,747,000	\$230,000 \$0 \$2,517,000 \$2,747,000	\$0 \$0 \$0 \$0	\$0 \$0 \$0 \$0	\$0 \$0 \$0 \$0
			Federal: \$0 State: \$2,747,000 Local: \$0						
					ESTIMATED TOTAL PROJECT COST: \$2,947,000				
7171W-22	MODOT - 6I3613 I-70 MO K TO 0.28 MI E/O OF MID RIVERS MALL DR PAVEMENT RESURFACING LENGTH (mi): 4.61 AIR QUALITY STAT: Exempt - 93.126 PROJ PURPOSE: Preservation	NHPP	Resurfacing	PE ROW IMPL TOTAL	\$372,000 \$0 \$4,124,000 \$4,496,000	\$372,000 \$0 \$4,124,000 \$4,496,000	\$0 \$0 \$0 \$0	\$0 \$0 \$0 \$0	\$0 \$0 \$0 \$0
			Federal: \$4,046,400 State: \$449,600 Local: \$0						
					ESTIMATED TOTAL PROJECT COST: \$4,696,000				
6806EE-21	MODOT - 6I3337Z I-70 CAVE SPRINGS TO FAIRGROUNDS PAYMENT TO ST. CHARLES CO FOR CORRIDOR & BRIDGE IMPR. LENGTH (mi): 6.22 AIR QUALITY STAT: Not Regionally Significant PROJ PURPOSE: Congestion	STATE	Miscellaneous	PE ROW IMPL TOTAL	\$0 \$0 \$5,000,000 \$5,000,000	\$0 \$0 \$2,500,000 \$2,500,000	\$0 \$0 \$2,500,000 \$2,500,000	\$0 \$0 \$0 \$0	\$0 \$0 \$0 \$0
			Federal: \$0 State: \$5,000,000 Local: \$0						
					ESTIMATED TOTAL PROJECT COST: \$7,500,000				
5905-13	MODOT - 6I0624 I-70 WENTZVILLE PKWY TO W/O I-64/US 61 ROAD REALIGNMENT - ADD LANES LENGTH (mi): 1.18 AIR QUALITY STAT: Regionally Significant PROJ PURPOSE: Congestion	NHPP	Roadway Realignment Widening 4 to 6 Lanes	PE ROW IMPL TOTAL	\$4,176,000 \$0 \$33,130,000 \$37,306,000	\$4,176,000 \$0 \$33,130,000 \$37,306,000	\$0 \$0 \$0 \$0	\$0 \$0 \$0 \$0	\$0 \$0 \$0 \$0
			Federal: \$33,575,400 State: \$3,730,600 Local: \$0						
					ESTIMATED TOTAL PROJECT COST: \$43,293,000				

*Refer to Appendix E for details on advanced construction.

FISCAL YEARS 2023-2026 TRANSPORTATION IMPROVEMENT PROGRAM

COUNTY: ST. CHARLES

ID	ORGANIZATION NAME/PROJECT TITLE/DESC	FUNDING CAT	IMPROVEMENTS		2023-2026 TOTAL	2023	2024	2025	2026
7219L-22	MODOT - 6S3564 I-70 AT MO W BRIDGE REHABILITATION LENGTH (mi): 0.01 AIR QUALITY STAT: Exempt - 93.126 PROJ PURPOSE: Preservation	NHPP	Rehabilitate Bridge(s)	PE	\$73,000	\$5,000	\$5,000	\$5,000	\$58,000
				ROW	\$0	\$0	\$0	\$0	\$0
				IMPL	\$399,000	\$0	\$0	\$0	\$399,000
				TOTAL	\$472,000	\$5,000	\$5,000	\$5,000	\$457,000
			Federal: \$377,600						
			State: \$94,400						
			Local: \$0						
					ESTIMATED TOTAL PROJECT COST: \$477,000				
6990E-20	MODOT - 613490 I-70/I-70 OUTER ROAD MO K TO SPENCER CREEK - BRIDGE REHABILITATION LENGTH (mi): 0.16 AIR QUALITY STAT: Exempt - 93.126 PROJ PURPOSE: Preservation	NHPP	Rehabilitate Bridge(s)	PE	\$757,000	\$757,000	\$0	\$0	\$0
				ROW	\$0	\$0	\$0	\$0	\$0
				IMPL	\$9,615,000	\$9,615,000	\$0	\$0	\$0
				TOTAL	\$10,372,000	\$10,372,000	\$0	\$0	\$0
			Federal: \$8,297,600						
			State: \$2,074,400						
			Local: \$0						
					ESTIMATED TOTAL PROJECT COST: \$10,819,000				
7229E-23	MODOT - SL0056 New MO 364 AT MO K PAVEMENT REPAIR LENGTH (mi): 0.5 AIR QUALITY STAT: Exempt - 93.126 PROJ PURPOSE: Preservation	NHPP	Paving	PE	\$128,000	\$128,000	\$0	\$0	\$0
				ROW	\$0	\$0	\$0	\$0	\$0
				IMPL	\$765,000	\$765,000	\$0	\$0	\$0
				TOTAL	\$893,000	\$893,000	\$0	\$0	\$0
			Federal: \$714,400						
			State: \$178,600						
			Local: \$0						
					ESTIMATED TOTAL PROJECT COST: \$893,000				
7216V-22	MODOT - 6P3551 MO 370 I-70 TO MO 94 BRIDGE REHABILITATIONS LENGTH (mi): 0.25 AIR QUALITY STAT: Exempt - 93.126 PROJ PURPOSE: Preservation	NHPP	Rehabilitate Bridge(s)	PE	\$864,000	\$90,000	\$200,000	\$574,000	\$0
				ROW	\$0	\$0	\$0	\$0	\$0
				IMPL	\$5,680,000	\$0	\$0	\$5,680,000	\$0
				TOTAL	\$6,544,000	\$90,000	\$200,000	\$6,254,000	\$0
			Federal: \$5,235,200						
			State: \$1,308,800						
			Local: \$0						
					ESTIMATED TOTAL PROJECT COST: \$6,554,000				
7217J-22	MODOT - 6P3612 MO 370 OVER PREMIER PKWY & SALT RIVER RD BRIDGE REHABILITATION LENGTH (mi): 0.17 AIR QUALITY STAT: Exempt - 93.126 PROJ PURPOSE: Preservation	NHPP	Rehabilitate Bridge(s)	PE	\$254,000	\$67,000	\$187,000	\$0	\$0
				ROW	\$0	\$0	\$0	\$0	\$0
				IMPL	\$1,680,000	\$0	\$1,680,000	\$0	\$0
				TOTAL	\$1,934,000	\$67,000	\$1,867,000	\$0	\$0
			Federal: \$1,547,200						
			State: \$386,800						
			Local: \$0						
					ESTIMATED TOTAL PROJECT COST: \$1,939,000				

FISCAL YEARS 2023-2026 TRANSPORTATION IMPROVEMENT PROGRAM

COUNTY: ST. CHARLES

ID	ORGANIZATION NAME/PROJECT TITLE/DESC	FUNDING CAT	IMPROVEMENTS		2023-2026 TOTAL	2023	2024	2025	2026		
6964C-22	MODOT - 6P3603	NHPP	New Interchange	PE	\$1,660,000	\$410,000	\$1,250,000	\$0	\$0		
	MO 370, PHASE 2			ROW	\$0	\$0	\$0	\$0	\$0		
	AT SALT RIVER RD			IMPL	\$10,493,500	\$0	\$10,493,500	\$0	\$0		
	NEW INTERCHANGE - EB OFF RAMP TO WB SALT RIVER										
	LENGTH (mi): 0.9			Federal:	\$5,891,690	TOTAL	\$12,153,500	\$410,000	\$11,743,500	\$0	\$0
	AIR QUALITY STAT: Regionally Significant			State:	\$0	ESTIMATED TOTAL PROJECT COST: \$12,913,500					
PROJ PURPOSE: Goods Movement	Local:	\$6,261,810									
6991G-20	MODOT - 6P3483	STAC*	Resurfacing 2 Lane Pvmt	PE	\$226,000	\$226,000	\$0	\$0	\$0		
	MO 79			ROW	\$0	\$0	\$0	\$0	\$0		
	LINCOLN CO LINE TO DIVIDED PAVEMENT (N/O SALT RIVER RD)			IMPL	\$2,674,000	\$2,674,000	\$0	\$0	\$0		
	PAVEMENT PRESERVATION TREATMENT										
	LENGTH (mi): 9.04			Federal:	\$0	TOTAL	\$2,900,000	\$2,900,000	\$0	\$0	\$0
	AIR QUALITY STAT: Exempt - 93.126			State:	\$2,900,000	ESTIMATED TOTAL PROJECT COST: \$3,100,000					
PROJ PURPOSE: Preservation	Local:	\$0									
7133-23	MODOT - 6P3555	CMAQ	Intersection Improvement Traffic Signals	PE	\$0	\$0	\$0	\$0	\$0		
	MO 79			ROW	\$0	\$0	\$0	\$0	\$0		
	AT TR HUGHES			IMPL	\$1,530,000	\$1,530,000	\$0	\$0	\$0		
	GREEN T INTERSECTION										
	LENGTH (mi): 0.1			Federal:	\$1,224,000	TOTAL	\$1,530,000	\$1,530,000	\$0	\$0	\$0
	AIR QUALITY STAT: Exempt - 93.127			State:	\$306,000	ESTIMATED TOTAL PROJECT COST: \$1,530,000					
PROJ PURPOSE: Congestion	Local:	\$0									
6992P-20	MODOT - 6P3555	STAC*	Intersection Improvement	PE	\$179,000	\$179,000	\$0	\$0	\$0		
	MO 79			ROW	\$0	\$0	\$0	\$0	\$0		
	AT TR HUGHES BLVD			IMPL	\$582,000	\$582,000	\$0	\$0	\$0		
	INTERSECTION IMPROVEMENTS										
	LENGTH (mi): 0.1			Federal:	\$0	TOTAL	\$761,000	\$761,000	\$0	\$0	\$0
	AIR QUALITY STAT: Exempt - 93.127			State:	\$761,000	ESTIMATED TOTAL PROJECT COST: \$892,000					
PROJ PURPOSE: Congestion	Local:	\$0									
7216U-21	MODOT - 6P3548	NHPP	Rehabilitate Bridge(s)	PE	\$328,000	\$328,000	\$0	\$0	\$0		
	MO 79			ROW	\$0	\$0	\$0	\$0	\$0		
	OVER I-70			IMPL	\$3,684,000	\$3,684,000	\$0	\$0	\$0		
	BRIDGE REHABILITATION										
	LENGTH (mi): 0.06			Federal:	\$3,209,600	TOTAL	\$4,012,000	\$4,012,000	\$0	\$0	\$0
	AIR QUALITY STAT: Exempt - 93.126			State:	\$802,400	ESTIMATED TOTAL PROJECT COST: \$4,093,000					
PROJ PURPOSE: Preservation	Local:	\$0									

*Refer to Appendix E for details on advanced construction.

FISCAL YEARS 2023-2026 TRANSPORTATION IMPROVEMENT PROGRAM

COUNTY: ST. CHARLES

ID	ORGANIZATION NAME/PROJECT TITLE/DESC	FUNDING CAT	IMPROVEMENTS		2023-2026 TOTAL	2023	2024	2025	2026
7227Q-23 New	MODOT - SL0015 MO 79 AT VARIOUS LOCATIONS IN ST CHARLES COUNTY BRIDGE REHABILITATIONS LENGTH (mi): 0.02 AIR QUALITY STAT: Exempt - 93.126 PROJ PURPOSE: Preservation	NHPP	Rehabilitate Bridge(s)	PE ROW IMPL TOTAL	\$163,000 \$0 \$956,000 \$1,119,000	\$5,000 \$0 \$0 \$5,000	\$5,000 \$0 \$0 \$5,000	\$50,000 \$0 \$0 \$50,000	\$103,000 \$0 \$956,000 \$1,059,000
			Federal: \$895,200 State: \$223,800 Local: \$0						ESTIMATED TOTAL PROJECT COST: \$1,119,000
7227M-23 New	MODOT - SL0011 MO 94 BNSF RAILWAY TO MO H/J PAVEMENT RESURFACING AND UPGRADE GUADRIL LENGTH (mi): 6.7 AIR QUALITY STAT: Exempt - 93.126 PROJ PURPOSE: Preservation	STAC*	Resurfacing	PE ROW IMPL TOTAL	\$130,000 \$0 \$852,000 \$982,000	\$50,000 \$0 \$0 \$50,000	\$80,000 \$0 \$852,000 \$932,000	\$0 \$0 \$0 \$0	\$0 \$0 \$0 \$0
			Federal: \$0 State: \$982,000 Local: \$0						ESTIMATED TOTAL PROJECT COST: \$982,000
7220V-22 New	MODOT - SL0004 MO D CULVERT REPLACEMENT 0.4 MILES E/O MO T LENGTH (mi): 0.02 AIR QUALITY STAT: Exempt - 93.126 PROJ PURPOSE: Preservation	STAC*	Culvert	PE ROW IMPL TOTAL	\$108,000 \$12,000 \$564,000 \$684,000	\$108,000 \$12,000 \$564,000 \$684,000	\$0 \$0 \$0 \$0	\$0 \$0 \$0 \$0	\$0 \$0 \$0 \$0
			Federal: \$0 State: \$684,000 Local: \$0						ESTIMATED TOTAL PROJECT COST: \$689,000
6991H-20	MODOT - 6S3480 MO D/ MO H MO D: MO Z TO MO 94; MO H: MO 94 TO MO J PAVEMENT PRESERVATION TREATMENT LENGTH (mi): 4.5 AIR QUALITY STAT: Exempt - 93.126 PROJ PURPOSE: Preservation	STAC*	Resurfacing 2 Lane Pvmt	PE ROW IMPL TOTAL	\$271,000 \$0 \$1,746,000 \$2,017,000	\$10,000 \$0 \$0 \$10,000	\$140,000 \$0 \$0 \$140,000	\$121,000 \$0 \$1,746,000 \$1,867,000	\$0 \$0 \$0 \$0
			Federal: \$0 State: \$2,017,000 Local: \$0						ESTIMATED TOTAL PROJECT COST: \$2,047,000
6991I-20	MODOT - 6S3486 MO M MO P TO MO 79 PAVEMENT RESURFACING & REPAIR LENGTH (mi): 1 AIR QUALITY STAT: Exempt - 93.126 PROJ PURPOSE: Preservation	STAC*	Resurfacing 2 Lane Pvmt	PE ROW IMPL TOTAL	\$34,000 \$0 \$533,000 \$567,000	\$34,000 \$0 \$533,000 \$567,000	\$0 \$0 \$0 \$0	\$0 \$0 \$0 \$0	\$0 \$0 \$0 \$0
			Federal: \$0 State: \$567,000 Local: \$0						ESTIMATED TOTAL PROJECT COST: \$597,000

*Refer to Appendix E for details on advanced construction.

FISCAL YEARS 2023-2026 TRANSPORTATION IMPROVEMENT PROGRAM

COUNTY: ST. CHARLES

ID	ORGANIZATION NAME/PROJECT TITLE/DESC	FUNDING CAT	IMPROVEMENTS		2023-2026 TOTAL	2023	2024	2025	2026
7223AA-22	MODOT - 6S3668 MO N AT MO K PAYMENT TO O'FALLON LENGTH (mi): 0.1 AIR QUALITY STAT: Not Regionally Significant PROJ PURPOSE: Congestion	STAC*	Intersection Improvement	PE ROW IMPL Federal: \$0 State: \$650,000 Local: \$0	\$5,000 \$0 \$645,000 TOTAL \$650,000 ESTIMATED TOTAL PROJECT COST: \$655,000	\$3,000 \$0 \$0 \$3,000	\$2,000 \$0 \$645,000 \$647,000	\$0 \$0 \$0 \$0	\$0 \$0 \$0 \$0
6991J-20	MODOT - 6S3487 MO V MO 94 TO END OF STATE MAINTENANCE REBUILD PAVEMENT AND REPLACE SIGNING LENGTH (mi): 4.05 AIR QUALITY STAT: Exempt - 93.126 PROJ PURPOSE: Preservation	STATE	Roadway Reconstruction Signing	PE ROW IMPL Federal: \$0 State: \$1,179,000 Local: \$0	\$156,000 \$0 \$1,023,000 TOTAL \$1,179,000 ESTIMATED TOTAL PROJECT COST: \$1,334,000	\$60,000 \$0 \$0 \$60,000	\$96,000 \$0 \$1,023,000 \$1,119,000	\$0 \$0 \$0 \$0	\$0 \$0 \$0 \$0
7219P-22 New	MODOT - 6S3607 MO Y FLATWOODS ROAD TO MO 79 PAVEMENT TREATMENT LENGTH (mi): 6 AIR QUALITY STAT: Exempt - 93.126 PROJ PURPOSE: Preservation	STATE	Resurfacing 2 Lane Pvmt	PE ROW IMPL Federal: \$0 State: \$1,505,000 Local: \$0	\$198,000 \$0 \$1,307,000 TOTAL \$1,505,000 ESTIMATED TOTAL PROJECT COST: \$1,506,000	\$51,000 \$0 \$0 \$51,000	\$147,000 \$0 \$1,307,000 \$1,454,000	\$0 \$0 \$0 \$0	\$0 \$0 \$0 \$0
7150-22	MODOT - 6P3604 MO Z INTERSTATE DR TO PERRY CATE BLVD PAYMENT TO WENTZVILLE LENGTH (mi): 1.1 AIR QUALITY STAT: Not Regionally Significant PROJ PURPOSE: Congestion	STAC*	Widening 2 to 4 lanes Intersection Improvement Bicycle Facilities	PE ROW IMPL Federal: \$0 State: \$4,875,000 Local: \$0	\$15,000 \$0 \$4,860,000 TOTAL \$4,875,000 ESTIMATED TOTAL PROJECT COST: \$5,700,000	\$13,000 \$0 \$4,200,000 \$4,213,000	\$2,000 \$0 \$660,000 \$662,000	\$0 \$0 \$0 \$0	\$0 \$0 \$0 \$0
7227N-23 New	MODOT - SL0012 MO Z MO N TO MO D PAVEMENT RESURFACING AND UPGRADE GUARD GUARDRAIL LENGTH (mi): 4.77 AIR QUALITY STAT: Exempt - 93.126 PROJ PURPOSE: Preservation	STAC*	Resurfacing	PE ROW IMPL Federal: \$0 State: \$1,515,000 Local: \$0	\$186,000 \$0 \$1,329,000 TOTAL \$1,515,000 ESTIMATED TOTAL PROJECT COST: \$1,515,000	\$10,000 \$0 \$0 \$10,000	\$50,000 \$0 \$0 \$50,000	\$126,000 \$0 \$1,329,000 \$1,455,000	\$0 \$0 \$0 \$0

*Refer to Appendix E for details on advanced construction.

FISCAL YEARS 2023-2026 TRANSPORTATION IMPROVEMENT PROGRAM

COUNTY: ST. CHARLES

ID	ORGANIZATION NAME/PROJECT TITLE/DESC	FUNDING CAT	IMPROVEMENTS		2023-2026 TOTAL	2023	2024	2025	2026
7227O-23 New	MODOT - SL0013 NORTH I-64 OUTER ROAD/MO N I-64 OR: WARSEN-WOLFRUM; MO N: SPRING BOROUGH-LA LE DR RESURFACING, GUARDRAIL, & ADA TRANSITION PLAN IMPR LENGTH (mi): 1.26 AIR QUALITY STAT: Exempt - 93.126 PROJ PURPOSE: Preservation	STAC*	Resurfacing Pedestrian Facility	PE ROW IMPL	\$872,000 \$53,000 \$6,474,000	\$5,000 \$0 \$0	\$100,000 \$0 \$0	\$300,000 \$53,000 \$0	\$467,000 \$0 \$6,474,000
			Federal: \$0 State: \$7,399,000 Local: \$0	TOTAL	\$7,399,000	\$5,000	\$100,000	\$353,000	\$6,941,000
				ESTIMATED TOTAL PROJECT COST: \$7,399,000					
7220Q-22 New	MODOT - 6S3667 OR 70 W/O EXECUTIVE CENTRE PKWY TO CAVE SPRINGS RD PAVEMENT REHABILITATION LENGTH (mi): 1.1 AIR QUALITY STAT: Exempt - 93.126 PROJ PURPOSE: Preservation	STAC*	Resurfacing	PE ROW IMPL	\$83,000 \$0 \$477,000	\$83,000 \$0 \$477,000	\$0 \$0 \$0	\$0 \$0 \$0	\$0 \$0 \$0
			Federal: \$0 State: \$560,000 Local: \$0	TOTAL	\$560,000	\$560,000	\$0	\$0	\$0
				ESTIMATED TOTAL PROJECT COST: \$565,000					
7227U-23 New	MODOT - SL0019 US 61 AT MO W, NORTH POINT PRARIE RD, MCHUGH RD, & TIMBER TRACE DR INTERSECTION SAFETY UPGRADES. LENGTH (mi): 3.66 AIR QUALITY STAT: Exempt - 93.126 PROJ PURPOSE: Safety	HSIP	Intersection Improvement	PE ROW IMPL	\$233,000 \$0 \$1,591,000	\$5,000 \$0 \$0	\$100,000 \$0 \$0	\$128,000 \$0 \$1,591,000	\$0 \$0 \$0
			Federal: \$1,641,600 State: \$182,400 Local: \$0	TOTAL	\$1,824,000	\$5,000	\$100,000	\$1,719,000	\$0
				ESTIMATED TOTAL PROJECT COST: \$1,824,000					
6811N-18	MODOT - 6P3331 US 61 AT PITMAN AVENUE, I-70, & I-64 IN WENTZVILLE BRIDGE REHABILITATION (A2775, A2756, L0428, AND A2543) LENGTH (mi): 0.17 AIR QUALITY STAT: Exempt - 93.126 PROJ PURPOSE: Preservation	NHPP	Rehabilitate Bridge(s)	PE ROW IMPL	\$882,000 \$0 \$5,911,000	\$250,000 \$0 \$0	\$200,000 \$0 \$0	\$432,000 \$0 \$5,911,000	\$0 \$0 \$0
			Federal: \$5,434,400 State: \$1,358,600 Local: \$0	TOTAL	\$6,793,000	\$250,000	\$200,000	\$6,343,000	\$0
				ESTIMATED TOTAL PROJECT COST: \$6,946,000					
7227P-23 New	MODOT - SL0014 US 61 OUTER ROAD PITMAN AVENUE TO END OF STATE MAINTENANCE PAVEMENT RESURFACING LENGTH (mi): 0.55 AIR QUALITY STAT: Exempt - 93.126 PROJ PURPOSE: Preservation	STATE	Resurfacing	PE ROW IMPL	\$17,000 \$0 \$109,000	\$1,000 \$0 \$0	\$1,000 \$0 \$0	\$6,000 \$0 \$0	\$9,000 \$0 \$109,000
			Federal: \$0 State: \$126,000 Local: \$0	TOTAL	\$126,000	\$1,000	\$1,000	\$6,000	\$118,000
				ESTIMATED TOTAL PROJECT COST: \$126,000					

*Refer to Appendix E for details on advanced construction.

FISCAL YEARS 2023-2026 TRANSPORTATION IMPROVEMENT PROGRAM

COUNTY: ST. CHARLES

ID	ORGANIZATION NAME/PROJECT TITLE/DESC	FUNDING CAT	IMPROVEMENTS		2023-2026 TOTAL	2023	2024	2025	2026		
7217N-22	MODOT - 6P3636	HSIP	Left-turn lanes Intersection Improvement	PE	\$272,000	\$75,000	\$197,000	\$0	\$0		
	US 67			ROW	\$0	\$0	\$0	\$0	\$0		
	BETWEEN MO 94 AND MISSOURI RIVER			IMPL	\$1,824,000	\$0	\$1,824,000	\$0	\$0		
	ADD J TURNS										
	LENGTH (mi): 1.27			Federal:	\$1,886,400	TOTAL	\$2,096,000	\$75,000	\$2,021,000	\$0	\$0
	AIR QUALITY STAT: Exempt - 93.126			State:	\$209,600	ESTIMATED TOTAL PROJECT COST: \$2,146,000					
PROJ PURPOSE: Safety	Local:	\$0									
7230E-26	MODOT - SL0088	NHPP	Resurface Bridge(s)	PE	\$11,000	\$0	\$0	\$0	\$11,000		
	New			ROW	\$0	\$0	\$0	\$0	\$0		
	ON THE CLARK BRIDGE OVER MISSISSIPPI R			IMPL	\$150,000	\$0	\$0	\$0	\$150,000		
	PAYMENT TO IDOT FOR BRIDGE DECK SEALING										
	LENGTH (mi): 0.42			Federal:	\$128,800	TOTAL	\$161,000	\$0	\$0	\$0	\$161,000
	AIR QUALITY STAT: Exempt - 93.126			State:	\$32,200	ESTIMATED TOTAL PROJECT COST: \$161,000					
PROJ PURPOSE: Preservation	Local:	\$0									
7161-22	O'FALLON - TAP-5407(619)	TAP-S	Bicycle Facilities Pedestrian Facility	PE	\$0	\$0	\$0	\$0	\$0		
	DARDENNE GREENWAY CONNECTION			ROW	\$10,000	\$10,000	\$0	\$0	\$0		
	PHOENIX PKWY TO BARAT HAVEN BLVD			IMPL	\$1,002,027	\$0	\$1,002,027	\$0	\$0		
	SHARED USE PATH (10') - PARKING LOT (LOCALLY FUNDED)										
	LENGTH (mi): 0.19			Federal:	\$572,188	TOTAL	\$1,012,027	\$10,000	\$1,002,027	\$0	\$0
	AIR QUALITY STAT: Exempt - 93.126			State:	\$0	ESTIMATED TOTAL PROJECT COST: \$1,163,952					
PROJ PURPOSE: Sustainable Development	Local:	\$439,839									
7242A-24	O'FALLON	STP-S	Roadway Reconstruction Sidewalks	PE	\$106,200	\$0	\$106,200	\$0	\$0		
	New			ROW	\$40,000	\$0	\$0	\$40,000	\$0		
	EGGERING DRIVE			IMPL	\$1,439,300	\$0	\$0	\$0	\$1,439,300		
	ST. MATTHEW AVE TO SONDEREN ST										
	RECONSTRUCTION - UPGRADE SIDEWALK (6')			Federal:	\$792,750	TOTAL	\$1,585,500	\$0	\$106,200	\$40,000	\$1,439,300
	LENGTH (mi): 0.3			State:	\$0	ESTIMATED TOTAL PROJECT COST: \$1,585,500					
PROJ PURPOSE: Preservation	Local:	\$792,750									
7118-22	O'FALLON - STP-7302(685)	STP-S	Resurfacing 2 Lane Pvmt Bicycle Facilities Sidewalks	PE	\$0	\$0	\$0	\$0	\$0		
	MAIN STREET, PHASE 2			ROW	\$150,000	\$150,000	\$0	\$0	\$0		
	PITMAN ST TO TERRA RD			IMPL	\$1,509,242	\$0	\$1,509,242	\$0	\$0		
	RESURFACING - SHARED USE PATH (8') - UPGRADE SIDEWALK (5')										
	LENGTH (mi): 0.25			Federal:	\$1,327,393	TOTAL	\$1,659,242	\$150,000	\$1,509,242	\$0	\$0
	AIR QUALITY STAT: Exempt - 93.126			State:	\$0	ESTIMATED TOTAL PROJECT COST: \$1,779,242					
PROJ PURPOSE: Preservation	Local:	\$331,849									

FISCAL YEARS 2023-2026 TRANSPORTATION IMPROVEMENT PROGRAM

COUNTY: ST. CHARLES

ID	ORGANIZATION NAME/PROJECT TITLE/DESC	FUNDING CAT	IMPROVEMENTS		2023-2026 TOTAL	2023	2024	2025	2026			
7192-23	O'FALLON - STP-7302(690) MAIN STREET, PHASE 3 ST. JOSEPH AVE TO RR TRACKS (S/O CIVIC DR) RESURFACING - UPGRADE SIDEWALKS - TWTL LENGTH (mi): 0.4 AIR QUALITY STAT: Not Regionally Significant PROJ PURPOSE: Preservation	STP-S	Resurfacing 4 Lane Pvmnt Sidewalks Paving	PE	\$199,000	\$199,000	\$0	\$0	\$0			
				ROW	\$220,000	\$0	\$220,000	\$0	\$0			
				IMPL	\$2,578,825	\$0	\$0	\$2,578,825	\$0			
				TOTAL	\$2,997,825	\$199,000	\$220,000	\$2,578,825	\$0			
				ESTIMATED TOTAL PROJECT COST:					\$2,997,825			
				Federal:	\$2,100,260							
				State:	\$0							
Local:	\$897,565											
7242B-24 New	O'FALLON MO N AT MO K ADD DUAL LEFT TURN LANES LENGTH (mi): 0.1 AIR QUALITY STAT: Exempt - 93.127 PROJ PURPOSE: Congestion	CMAQ	Intersection Improvement Left-turn lanes	PE	\$0	\$0	\$0	\$0	\$0			
				ROW	\$50,000	\$50,000	\$0	\$0	\$0			
				IMPL	\$1,883,622	\$0	\$1,883,622	\$0	\$0			
				TOTAL	\$1,933,622	\$50,000	\$1,883,622	\$0	\$0			
				ESTIMATED TOTAL PROJECT COST:					\$2,081,822			
				Federal:	\$904,761							
				State:	\$0							
Local:	\$1,028,861											
7209-22	O'FALLON - CMAQ-7302(691) WELDON SPRING ROAD, PHASE 1 TECHNOLOGY DR TO VALLEYBROOK DR ROUNDAABOUT-TWO WAY TURN LN - RECONSTRUCT (LOCAL FUNDS) LENGTH (mi): 0.3 AIR QUALITY STAT: Exempt - 93.127 PROJ PURPOSE: Congestion	CMAQ	Intersection Improvement Bi-directional Left-turn Ln. Sidewalks	PE	\$0	\$0	\$0	\$0	\$0			
				ROW	\$50,000	\$50,000	\$0	\$0	\$0			
				IMPL	\$2,372,368	\$0	\$2,372,368	\$0	\$0			
				TOTAL	\$2,422,368	\$50,000	\$2,372,368	\$0	\$0			
				ESTIMATED TOTAL PROJECT COST:					\$2,658,405			
				Federal:	\$950,440							
				State:	\$0							
Local:	\$1,471,928											
7244A-23 New	ST. CHARLES 2ND ST GREAT STREETS CLARK ST TO BAYARD ST UPGRADE SIDEWALKS (10') - PERVIOUS PAVERS LENGTH (mi): 0.42 AIR QUALITY STAT: Exempt - 93.126 PROJ PURPOSE: Sustainable Development	TAP-S	Sidewalks Intersection Improvement	PE	\$600,000	\$600,000	\$0	\$0	\$0			
				ROW	\$300,000	\$0	\$0	\$300,000	\$0			
				IMPL	\$5,100,000	\$0	\$0	\$0	\$5,100,000			
				TOTAL	\$6,000,000	\$600,000	\$0	\$300,000	\$5,100,000			
				ESTIMATED TOTAL PROJECT COST:					\$6,000,000			
				Federal:	\$4,800,000							
				State:	\$0							
Local:	\$1,200,000											
7193A-23	ST. CHARLES - STP-5414(643) DUCHESNE DRIVE DROSTE RD TO W. CLAY ST RECONSTRUCTION - LIGHTING - UPGRADE SIDEWALKS LENGTH (mi): 0.4 AIR QUALITY STAT: Exempt - 93.126 PROJ PURPOSE: Preservation	STP-S	Roadway Reconstruction Lighting Sidewalks	PE	\$450,000	\$450,000	\$0	\$0	\$0			
				ROW	\$450,000	\$0	\$450,000	\$0	\$0			
				IMPL	\$3,400,000	\$0	\$0	\$3,400,000	\$0			
				TOTAL	\$4,300,000	\$450,000	\$450,000	\$3,400,000	\$0			
				ESTIMATED TOTAL PROJECT COST:					\$4,300,000			
				Federal:	\$3,360,000							
				State:	\$0							
Local:	\$940,000											

FISCAL YEARS 2023-2026 TRANSPORTATION IMPROVEMENT PROGRAM

COUNTY: ST. CHARLES

ID	ORGANIZATION NAME/PROJECT TITLE/DESC	FUNDING CAT	IMPROVEMENTS		2023-2026 TOTAL	2023	2024	2025	2026
7121-24	ST. CHARLES - STP-7302(686) HAWKS NEST DRIVE W. CLAY ST TO ZUMBEHL RD RECONSTRUCTION - SLAB REPL. - SUP (10') - SIDEWALK (5') LENGTH (mi): 0.9 AIR QUALITY STAT: Exempt - 93.126 PROJ PURPOSE: Preservation	STP-S	Roadway Reconstruction	PE	\$0	\$0	\$0	\$0	\$0
			Sidewalks	ROW	\$0	\$0	\$0	\$0	\$0
			Bicycle Facilities	IMPL	\$2,800,000	\$0	\$2,800,000	\$0	\$0
				TOTAL	\$2,800,000	\$0	\$2,800,000	\$0	\$0
				Federal:	\$2,000,000	ESTIMATED TOTAL PROJECT COST: \$3,000,000			
				State:	\$0				
	Local:	\$800,000							
7193B-23	ST. CHARLES - STP-7302(692) MUEGGE ROAD MEXICO RD TO OLD MUEGGE RD SLAB REPLACEMENT - DIAMOND GRIND - SHARED USE PATH (10') LENGTH (mi): 0.6 AIR QUALITY STAT: Exempt - 93.126 PROJ PURPOSE: Preservation	STP-S	Paving	PE	\$400,000	\$400,000	\$0	\$0	\$0
			Bicycle Facilities	ROW	\$150,000	\$0	\$150,000	\$0	\$0
			Pedestrian Facility	IMPL	\$1,950,000	\$0	\$0	\$1,950,000	\$0
				TOTAL	\$2,500,000	\$400,000	\$150,000	\$1,950,000	\$0
				Federal:	\$2,000,000	ESTIMATED TOTAL PROJECT COST: \$2,500,000			
				State:	\$0				
	Local:	\$500,000							
7244B-24 New	ST. CHARLES REGENCY PARKWAY VETERANS MEMORIAL PKWY TO ZUMBEHL RD RECONSTRUCT - UPGRADE SIDEWALKS (5') - TWO WAY TRN LN LENGTH (mi): 0.36 AIR QUALITY STAT: Not Regionally Significant PROJ PURPOSE: Preservation	STP-S	Roadway Reconstruction	PE	\$425,000	\$0	\$425,000	\$0	\$0
			Bi-directional Left-turn Ln.	ROW	\$125,000	\$0	\$0	\$125,000	\$0
			Sidewalks	IMPL	\$2,600,000	\$0	\$0	\$0	\$2,600,000
				TOTAL	\$3,150,000	\$0	\$425,000	\$125,000	\$2,600,000
				Federal:	\$2,520,000	ESTIMATED TOTAL PROJECT COST: \$3,150,000			
				State:	\$0				
	Local:	\$630,000							
6960-23	ST. CHARLES - STP-5414(636) S. FIFTH STREET FAIRGROUNDS RD TO SAN JUAN DR RECONSTRUCTION - SIDEWALK (5') - SHARED USE PATH (10') LENGTH (mi): 0.45 AIR QUALITY STAT: Exempt - 93.126 PROJ PURPOSE: Preservation	STP-S	Roadway Reconstruction	PE	\$0	\$0	\$0	\$0	\$0
			Bicycle Facilities	ROW	\$0	\$0	\$0	\$0	\$0
			Pedestrian Facility	IMPL	\$2,400,000	\$2,400,000	\$0	\$0	\$0
				TOTAL	\$2,400,000	\$2,400,000	\$0	\$0	\$0
				Federal:	\$1,500,000	ESTIMATED TOTAL PROJECT COST: \$3,000,000			
				State:	\$0				
	Local:	\$900,000							
7135-23	ST. CHARLES - CMAQ-7306(601) SCAT TRANSIT PARKING UNDER I-70 UNDER I-70 AT S. MAIN STREET - BUS STOP-BIKE PATH CONSTRUCT PARKING LOT (25 SPOTS FOR TRANSIT PARK & RIDE) LENGTH (mi): 0 AIR QUALITY STAT: Not Regionally Significant PROJ PURPOSE: Congestion	CMAQ	Park & Ride Lots	PE	\$0	\$0	\$0	\$0	\$0
				ROW	\$0	\$0	\$0	\$0	\$0
				IMPL	\$2,180,000	\$2,180,000	\$0	\$0	\$0
				TOTAL	\$2,180,000	\$2,180,000	\$0	\$0	\$0
				Federal:	\$424,000	ESTIMATED TOTAL PROJECT COST: \$2,300,000			
				State:	\$0				
	Local:	\$1,756,000							

FISCAL YEARS 2023-2026 TRANSPORTATION IMPROVEMENT PROGRAM

COUNTY: ST. CHARLES

ID	ORGANIZATION NAME/PROJECT TITLE/DESC	FUNDING CAT	IMPROVEMENTS		2023-2026 TOTAL	2023	2024	2025	2026
7120-22	ST. CHARLES - STP-5414(640) SECOND STREET FIRST CAPITOL DR TO BOONES LICK RD RECONSTRUCTION - UPGRADE SIDEWALKS (5') LENGTH (mi): 0.43 AIR QUALITY STAT: Exempt - 93.126 PROJ PURPOSE: Preservation	STP-S	Roadway Reconstruction Sidewalks	PE	\$0	\$0	\$0	\$0	\$0
				ROW	\$100,000	\$100,000	\$0	\$0	
				IMPL	\$2,150,000	\$0	\$2,150,000	\$0	
				TOTAL	\$2,250,000	\$100,000	\$2,150,000	\$0	
				Federal:	\$1,800,000				
				State:	\$0				
				Local:	\$450,000				
ESTIMATED TOTAL PROJECT COST:					\$2,600,000				
7164-22	ST. CHARLES - TAP-7303(621) SIBLEY STREET/LINDENWOOD AVENUE SIDEWALK SIBLEY: DUCHESNE - LINDENWOOD; LINDENWOOD: ALLEY- ELM SIDEWALK (5-6') LENGTH (mi): 0.5 AIR QUALITY STAT: Exempt - 93.126 PROJ PURPOSE: Sustainable Development	TAP-S	Sidewalks	PE	\$0	\$0	\$0	\$0	\$0
				ROW	\$30,000	\$30,000	\$0	\$0	
				IMPL	\$670,000	\$0	\$670,000	\$0	
				TOTAL	\$700,000	\$30,000	\$670,000	\$0	
				Federal:	\$560,000				
				State:	\$0				
				Local:	\$140,000				
ESTIMATED TOTAL PROJECT COST:					\$800,000				
6888M-18	ST. CHARLES VEHICLE ACQUISITION ONE (1) WIDE BODY CUTAWAY REPLACEMENT LENGTH (mi): 0 AIR QUALITY STAT: Exempt - 93.126 PROJ PURPOSE: Access to Opportunity	S5310	Transit Capital Imps.	PE	\$0	\$0	\$0	\$0	\$0
				ROW	\$0	\$0	\$0	\$0	
				IMPL	\$71,039	\$71,039	\$0	\$0	
				TOTAL	\$71,039	\$71,039	\$0	\$0	
				Federal:	\$56,831				
				State:	\$0				
				Local:	\$14,208				
ESTIMATED TOTAL PROJECT COST:					\$71,039				
7136-23	ST. CHARLES - CMAQ-7302(687) ZUMBEHL RD AT IPSWITCH LN TRAFFIC SIGNAL - TURN LANES LENGTH (mi): 0.1 AIR QUALITY STAT: Exempt - 93.127 PROJ PURPOSE: Congestion	CMAQ	Intersection Improvement Traffic Signals	PE	\$0	\$0	\$0	\$0	\$0
				ROW	\$0	\$0	\$0	\$0	
				IMPL	\$420,000	\$420,000	\$0	\$0	
				TOTAL	\$420,000	\$420,000	\$0	\$0	
				Federal:	\$250,000				
				State:	\$0				
				Local:	\$170,000				
ESTIMATED TOTAL PROJECT COST:					\$500,000				
7245A-26	ST. CHARLES COUNTY New ASPHALT OVERLAY - 2026 (A) DINGLEDINE: SOUTHGATE-TOWERS; SECTIONS OF N PT PRAIRIE OLD 79: MO M TO MO 79; S RIVER: ARENA-PRALLE LENGTH (mi): 5.7 AIR QUALITY STAT: Exempt - 93.126 PROJ PURPOSE: Preservation	STP-S	Resurfacing 2 Lane Pvmt	PE	\$0	\$0	\$0	\$0	\$0
				ROW	\$0	\$0	\$0	\$0	
				IMPL	\$1,533,000	\$0	\$0	\$1,533,000	
				TOTAL	\$1,533,000	\$0	\$0	\$1,533,000	
				Federal:	\$1,032,000				
				State:	\$0				
				Local:	\$501,000				
ESTIMATED TOTAL PROJECT COST:					\$1,533,000				

FISCAL YEARS 2023-2026 TRANSPORTATION IMPROVEMENT PROGRAM

COUNTY: ST. CHARLES

ID	ORGANIZATION NAME/PROJECT TITLE/DESC	FUNDING CAT	IMPROVEMENTS		2023-2026 TOTAL	2023	2024	2025	2026
7194A-24	ST. CHARLES COUNTY - STP-7302(693) AUGUSTA BOTTOM ROAD BRIDGE OVER TRIBUTARY OF MISSOURI RIVER REPLACE BRIDGE - SHOULDERS (4') LENGTH (mi): 0.1 AIR QUALITY STAT: Exempt - 93.126 PROJ PURPOSE: Preservation	STP-S	Replace Bridge(s) Roadway Shoulders	PE	\$0	\$0	\$0	\$0	\$0
				ROW	\$30,000	\$30,000	\$0	\$0	
				IMPL	\$600,000	\$0	\$600,000	\$0	
				TOTAL	\$630,000	\$30,000	\$600,000	\$0	
				Federal:	\$480,000				
				State:	\$0				
				Local:	\$150,000				
ESTIMATED TOTAL PROJECT COST:					\$730,000				
7245B-25 New	ST. CHARLES COUNTY DUELLO ROAD, PHASE 2 PERUQUE CREEK BRIDGE TO 430' S/O COLUMBIA DOWNS DR RECONSTRUCTION - SIDEWALK (5') - SHOULDERS (6') LENGTH (mi): 0.44 AIR QUALITY STAT: Exempt - 93.126 PROJ PURPOSE: Preservation	STP-S	Roadway Reconstruction Sidewalks Left-turn lanes	PE	\$0	\$0	\$0	\$0	\$0
				ROW	\$100,000	\$100,000	\$0	\$0	
				IMPL	\$1,675,000	\$0	\$0	\$1,675,000	
				TOTAL	\$1,775,000	\$100,000	\$0	\$1,675,000	
				Federal:	\$800,000				
				State:	\$0				
				Local:	\$975,000				
ESTIMATED TOTAL PROJECT COST:					\$2,000,000				
7122A-23	ST. CHARLES COUNTY - STP-7303(619) DUELLO ROAD, PHASE 3A MON TO ORF RD RECONSTRUCTION - SIDEWALKS (5') - TURN LANES LENGTH (mi): 0.33 AIR QUALITY STAT: Exempt - 93.126 PROJ PURPOSE: Preservation	STP-S	Roadway Reconstruction Sidewalks	PE	\$0	\$0	\$0	\$0	\$0
				ROW	\$0	\$0	\$0	\$0	
				IMPL	\$1,360,000	\$1,360,000	\$0	\$0	
				TOTAL	\$1,360,000	\$1,360,000	\$0	\$0	
				Federal:	\$1,000,000				
				State:	\$0				
				Local:	\$360,000				
ESTIMATED TOTAL PROJECT COST:					\$1,580,000				
7194B-24	ST. CHARLES COUNTY - STP-7302(694) FEMME OSAGE CREEK ROAD BRIDGE OVER TRIBUTARY OF FEMME OSAGE CREEK REPLACE BRIDGE - SHOULDERS (4') LENGTH (mi): 0.1 AIR QUALITY STAT: Exempt - 93.126 PROJ PURPOSE: Preservation	STP-S	Replace Bridge(s) Roadway Shoulders	PE	\$0	\$0	\$0	\$0	\$0
				ROW	\$30,000	\$30,000	\$0	\$0	
				IMPL	\$630,000	\$0	\$630,000	\$0	
				TOTAL	\$660,000	\$30,000	\$630,000	\$0	
				Federal:	\$504,000				
				State:	\$0				
				Local:	\$156,000				
ESTIMATED TOTAL PROJECT COST:					\$760,000				
7211A-22	ST. CHARLES COUNTY - CMAQ-4950(604) GGL - MEXICO RD SIGNAL PERFORMANCE MODULE BRYAN RD TO CAVE SPRINGS RD AUTOMATED TRAFFIC SIGNAL PERF. - SIGNAL OPTIMIZATION LENGTH (mi): 9.6 AIR QUALITY STAT: Regionally Significant PROJ PURPOSE: Congestion	CMAQ	Signal Timing Progression	PE	\$0	\$0	\$0	\$0	\$0
				ROW	\$0	\$0	\$0	\$0	
				IMPL	\$2,825,654	\$0	\$2,825,654	\$0	
				TOTAL	\$2,825,654	\$0	\$2,825,654	\$0	
				Federal:	\$2,260,523				
				State:	\$0				
				Local:	\$565,131				
ESTIMATED TOTAL PROJECT COST:					\$3,058,254				

FISCAL YEARS 2023-2026 TRANSPORTATION IMPROVEMENT PROGRAM

COUNTY: ST. CHARLES

ID	ORGANIZATION NAME/PROJECT TITLE/DESC	FUNDING CAT	IMPROVEMENTS		2023-2026 TOTAL	2023	2024	2025	2026
7211B-22	ST. CHARLES COUNTY - CMAQ-7302(695) GGL - MUEGGE RD SIGNAL PERFORMANCE MODULE CAVE SPRINGS RD TO OLD 94 AUTOMATED TRAFFIC SIGNAL PERF. - SIGNAL OPTIMIZATION LENGTH (mi): 2.6 AIR QUALITY STAT: Regionally Significant PROJ PURPOSE: Congestion	CMAQ	Signal Timing Progression	PE	\$0	\$0	\$0	\$0	\$0
				ROW	\$0	\$0	\$0	\$0	\$0
				IMPL	\$981,754	\$981,754	\$0	\$0	\$0
				TOTAL	\$981,754	\$981,754	\$0	\$0	\$0
				Federal:	\$785,403				
				State:	\$0				
				Local:	\$196,351				
					ESTIMATED TOTAL PROJECT COST: \$1,100,254				
7245C-25	ST. CHARLES COUNTY New HEPPERMAN ROAD, PHASE 2 MO N TO GOLF CLUB DR RECONSTRUCT - SHOULDERS (4') - SHARED USE PATH (10') LENGTH (mi): 0.62 AIR QUALITY STAT: Exempt - 93.126 PROJ PURPOSE: Preservation	STP-S	Roadway Reconstruction Roadway - Curb & Gutter	PE	\$0	\$0	\$0	\$0	\$0
				ROW	\$125,000	\$125,000	\$0	\$0	\$0
				IMPL	\$1,895,000	\$0	\$0	\$1,895,000	\$0
				TOTAL	\$2,020,000	\$125,000	\$0	\$1,895,000	\$0
				Federal:	\$800,000				
				State:	\$0				
				Local:	\$1,220,000				
					ESTIMATED TOTAL PROJECT COST: \$2,270,000				
7245D-25	ST. CHARLES COUNTY New HOPEWELL ROAD OLD HOPEWELL RD TO 1000' S/O DIEHR RD RECONSTRUCT - SHOULDERS (6') - SHARED USE PATH (10') LENGTH (mi): 0.62 AIR QUALITY STAT: Exempt - 93.126 PROJ PURPOSE: Preservation	STP-S	Roadway Reconstruction Bicycle Facilities Sidewalks	PE	\$0	\$0	\$0	\$0	\$0
				ROW	\$100,000	\$100,000	\$0	\$0	\$0
				IMPL	\$2,460,000	\$0	\$0	\$2,460,000	\$0
				TOTAL	\$2,560,000	\$100,000	\$0	\$2,460,000	\$0
				Federal:	\$900,000				
				State:	\$0				
				Local:	\$1,660,000				
					ESTIMATED TOTAL PROJECT COST: \$2,860,000				
7194C-25	ST. CHARLES COUNTY - STP-5414(641) JOSEPHVILLE ROAD MO P TO KERSTING RD OVERLAY - SHOULDERS (4') - BRIDGE REHAB LENGTH (mi): 1.02 AIR QUALITY STAT: Exempt - 93.126 PROJ PURPOSE: Preservation	STP-S	Roadway Reconstruction Roadway Shoulders Rehabilitate Bridge(s)	PE	\$0	\$0	\$0	\$0	\$0
				ROW	\$125,000	\$125,000	\$0	\$0	\$0
				IMPL	\$1,830,000	\$0	\$0	\$1,830,000	\$0
				TOTAL	\$1,955,000	\$125,000	\$0	\$1,830,000	\$0
				Federal:	\$1,000,000				
				State:	\$0				
				Local:	\$955,000				
					ESTIMATED TOTAL PROJECT COST: \$2,230,000				
7258A-23	ST. CHARLES COUNTY New JUNGERMANN/SALT LICK/SPENCER ATSPM JUNGERMANN: MO 364 TO BOONE H; SALT LICK I-70 TO SPAN TRL SPENCER: PREMIER PKWY TO WILLOTT RD LENGTH (mi): 7 AIR QUALITY STAT: Regionally Significant PROJ PURPOSE: Congestion	CMAQ	Signal Timing Progression	PE	\$179,200	\$179,200	\$0	\$0	\$0
				ROW	\$0	\$0	\$0	\$0	\$0
				IMPL	\$2,191,126	\$0	\$0	\$2,191,126	\$0
				TOTAL	\$2,370,326	\$179,200	\$0	\$2,191,126	\$0
				Federal:	\$1,896,261				
				State:	\$0				
				Local:	\$474,065				
					ESTIMATED TOTAL PROJECT COST: \$2,370,326				

FISCAL YEARS 2023-2026 TRANSPORTATION IMPROVEMENT PROGRAM

COUNTY: ST. CHARLES

ID	ORGANIZATION NAME/PROJECT TITLE/DESC	FUNDING CAT	IMPROVEMENTS		2023-2026 TOTAL	2023	2024	2025	2026
7258B-23 New	ST. CHARLES COUNTY MAIN STREET (O'FALLON) ATSPM MO P TO PITMAN ST SIGNAL OPTIMIZATION LENGTH (mi): 1.7 AIR QUALITY STAT: Regionally Significant PROJ PURPOSE: Congestion	CMAQ	Signal Timing Progression	PE ROW IMPL TOTAL	\$17,790 \$0 \$537,136 \$554,926	\$17,790 \$0 \$0 \$17,790	\$0 \$0 \$537,136 \$537,136	\$0 \$0 \$0 \$0	\$0 \$0 \$0 \$0
			Federal: \$443,941 State: \$0 Local: \$110,985						
					ESTIMATED TOTAL PROJECT COST: \$554,926				
7194D-25	ST. CHARLES COUNTY - STP-5414(642) WEST MEYER ROAD MO W TO DUENKE RD OVERLAY - SHOULDERS (4') LENGTH (mi): 1.24 AIR QUALITY STAT: Exempt - 93.126 PROJ PURPOSE: Preservation	STP-S	Paving Roadway Shoulders	PE ROW IMPL TOTAL	\$0 \$125,000 \$2,075,000 \$2,200,000	\$0 \$125,000 \$0 \$125,000	\$0 \$0 \$0 \$0	\$0 \$0 \$2,075,000 \$2,075,000	\$0 \$0 \$0 \$0
			Federal: \$1,000,000 State: \$0 Local: \$1,200,000						
					ESTIMATED TOTAL PROJECT COST: \$2,450,000				
7258C-23 New	ST. CHARLES COUNTY ZUMBEHL/ELM/FIFTH/KINGSHWY ATSPM ZUM - I-70-HAWKS NEST; ELM: MUELLER-ELM PT KINGSHWY: CLAY-ELM; FIFTH: BOONES-JEFF LENGTH (mi): 4.25 AIR QUALITY STAT: Regionally Significant PROJ PURPOSE: Congestion	CMAQ	Signal Timing Progression	PE ROW IMPL TOTAL	\$150,950 \$0 \$1,853,253 \$2,004,203	\$150,950 \$0 \$0 \$150,950	\$0 \$0 \$0 \$0	\$0 \$0 \$1,853,253 \$1,853,253	\$0 \$0 \$0 \$0
			Federal: \$1,603,363 State: \$0 Local: \$400,840						
					ESTIMATED TOTAL PROJECT COST: \$2,004,203				
6996Q-20	ST. LOUIS LIFE VEHICLE ACQUISITION ONE (1) MINIVAN LENGTH (mi): 0 AIR QUALITY STAT: Exempt - 93.126 PROJ PURPOSE: Access to Opportunity	S5310	Transit Capital Imps.	PE ROW IMPL TOTAL	\$0 \$0 \$32,590 \$32,590	\$0 \$0 \$32,590 \$32,590	\$0 \$0 \$0 \$0	\$0 \$0 \$0 \$0	\$0 \$0 \$0 \$0
			Federal: \$26,072 State: \$0 Local: \$6,518						
					ESTIMATED TOTAL PROJECT COST: \$32,590				
7197A-23	ST. PETERS - STP-7305(622) BARKWOOD TRAILS DRIVE JUNGERMANN RD TO MAPLE TREE DR RECONSTRUCTION - UPGRADE SIDEWALK (6') LENGTH (mi): 0.76 AIR QUALITY STAT: Exempt - 93.126 PROJ PURPOSE: Preservation	STP-S	Roadway Reconstruction Sidewalks	PE ROW IMPL TOTAL	\$253,515 \$30,000 \$1,914,883 \$2,198,398	\$253,515 \$0 \$0 \$253,515	\$0 \$30,000 \$0 \$30,000	\$0 \$0 \$1,914,883 \$1,914,883	\$0 \$0 \$0 \$0
			Federal: \$1,758,718 State: \$0 Local: \$439,680						
					ESTIMATED TOTAL PROJECT COST: \$2,198,398				

FISCAL YEARS 2023-2026 TRANSPORTATION IMPROVEMENT PROGRAM

COUNTY: ST. CHARLES

ID	ORGANIZATION NAME/PROJECT TITLE/DESC	FUNDING CAT	IMPROVEMENTS		2023-2026 TOTAL	2023	2024	2025	2026			
7259-23 New	ST. PETERS HARVESTER ROAD AT QUEENSBROOKE BLVD - REPLACE SIGNAL - FIBER SIDEWALK - QUEENSBROOKE TO SUGARWOOD LENGTH (mi): 0.1 AIR QUALITY STAT: Regionally Significant PROJ PURPOSE: Congestion	CMAQ	Traffic Signals Sidewalks	PE	\$78,777	\$78,777	\$0	\$0	\$0			
				ROW	\$15,000	\$0	\$15,000	\$0	\$0			
				IMPL	\$595,036	\$0	\$0	\$595,036	\$0			
				TOTAL	\$688,813	\$78,777	\$15,000	\$595,036	\$0			
				ESTIMATED TOTAL PROJECT COST:					\$688,813			
7197B-23	ST. PETERS - STP-7305(623) JUNGS STATION ROAD KINGS CROSSING TO COUNTRY MILL CT SLAB REPLACEMENT - SIDEWALKS (5') - DIAMOND GRIND LENGTH (mi): 0.61 AIR QUALITY STAT: Exempt - 93.126 PROJ PURPOSE: Preservation	STP-S	Paving Sidewalks Intersection Improvement	PE	\$228,505	\$228,505	\$0	\$0	\$0			
				ROW	\$40,000	\$0	\$40,000	\$0	\$0			
				IMPL	\$1,725,978	\$0	\$0	\$1,725,978	\$0			
				TOTAL	\$1,994,483	\$228,505	\$40,000	\$1,725,978	\$0			
				ESTIMATED TOTAL PROJECT COST:					\$1,994,483			
7197C-23	ST. PETERS - STP-4950(605) MEXICO ROAD BRIDGE AT DARLENNE CREEK BRIDGE REHABILITATION LENGTH (mi): 0.1 AIR QUALITY STAT: Exempt - 93.126 PROJ PURPOSE: Preservation	STP-S	Rehabilitate Bridge(s)	PE	\$65,331	\$65,331	\$0	\$0	\$0			
				ROW	\$0	\$0	\$0	\$0	\$0			
				IMPL	\$493,464	\$0	\$493,464	\$0	\$0			
				TOTAL	\$558,795	\$65,331	\$493,464	\$0	\$0			
				ESTIMATED TOTAL PROJECT COST:					\$558,795			
7212-22	ST. PETERS - CMAQ-5615(602) MID RIVERS MALL DR AT ST. PETERS-HOWELL RD TURN LANES - UPGRADE TRAFFIC SIGNAL LENGTH (mi): 0.1 AIR QUALITY STAT: Exempt - 93.127 PROJ PURPOSE: Congestion	CMAQ	Left-turn lanes Traffic Signals Right-turn lanes	PE	\$0	\$0	\$0	\$0	\$0			
				ROW	\$40,000	\$40,000	\$0	\$0	\$0			
				IMPL	\$455,240	\$0	\$455,240	\$0	\$0			
				TOTAL	\$495,240	\$40,000	\$455,240	\$0	\$0			
				ESTIMATED TOTAL PROJECT COST:					\$555,510			
6964D-25	ST. PETERS - 6P3603 MO 370, PHASE 2 AT SALT RIVER RD NEW INTERCHANGE - EB OFF RAMP TO WB SALT RIVER LENGTH (mi): 0.9 AIR QUALITY STAT: Regionally Significant PROJ PURPOSE: Goods Movement	STP-S	New Interchange	PE	\$0	\$0	\$0	\$0	\$0			
				ROW	\$0	\$0	\$0	\$0	\$0			
				IMPL	\$2,462,500	\$0	\$0	\$2,462,500	\$0			
				TOTAL	\$2,462,500	\$0	\$0	\$2,462,500	\$0			
				ESTIMATED TOTAL PROJECT COST:					\$2,462,500			

FISCAL YEARS 2023-2026 TRANSPORTATION IMPROVEMENT PROGRAM

COUNTY: ST. CHARLES

ID	ORGANIZATION NAME/PROJECT TITLE/DESC	FUNDING CAT	IMPROVEMENTS		2023-2026 TOTAL	2023	2024	2025	2026
6965-23	ST. PETERS - STP-7305(620) SPENCER ROAD THOELE RD/SPRINGWOOD DR TO WILLOT RD RECONSTRUCTION - MINI ROUNDABOUTS - SIDEWALK (6') LENGTH (mi): 0.74 AIR QUALITY STAT: Exempt - 93.127 PROJ PURPOSE: Preservation	STP-S	Roadway Reconstruction	PE	\$0	\$0	\$0	\$0	\$0
			Sidewalks	ROW	\$0	\$0	\$0	\$0	\$0
			Intersection Improvement	IMPL	\$1,509,176	\$1,509,176	\$0	\$0	\$0
				TOTAL	\$1,509,176	\$1,509,176	\$0	\$0	\$0
				Federal:	\$1,207,340	ESTIMATED TOTAL PROJECT COST: \$1,509,176			
				State:	\$0				
	Local:	\$301,836							
7200-23	WENTZVILLE - STP-7304(618) MEXICO ROAD JOSEPHVILLE RD TO MIDLAND PARK DR OVERLAY - SHOULDERS (3') - SIDEWALK (6') - WWPARK DR TO SCHOOL LENGTH (mi): 2.15 AIR QUALITY STAT: Exempt - 93.126 PROJ PURPOSE: Preservation	STP-S	Paving	PE	\$458,074	\$458,074	\$0	\$0	\$0
			Roadway - Curb & Gutter	ROW	\$200,000	\$0	\$200,000	\$0	\$0
			Sidewalks	IMPL	\$3,841,926	\$0	\$0	\$3,841,926	\$0
				TOTAL	\$4,500,000	\$458,074	\$200,000	\$3,841,926	\$0
				Federal:	\$1,800,000	ESTIMATED TOTAL PROJECT COST: \$4,500,000			
				State:	\$0				
	Local:	\$2,700,000							
7140-21	WENTZVILLE - CMAQ-7304(615) MO Z AT INTERSTATE DR - RESTRIPE MO Z INT. DR TO 70 (LOC. FUND) UPGRADE TRAFFIC SIGNAL - INTERSECTION IMPROVEMENTS LENGTH (mi): 0.1 AIR QUALITY STAT: Exempt - 93.127 PROJ PURPOSE: Congestion	CMAQ	Intersection Improvement	PE	\$0	\$0	\$0	\$0	\$0
			Traffic Signals	ROW	\$0	\$0	\$0	\$0	\$0
				IMPL	\$1,997,566	\$1,997,566	\$0	\$0	\$0
				TOTAL	\$1,997,566	\$1,997,566	\$0	\$0	\$0
				Federal:	\$998,783	ESTIMATED TOTAL PROJECT COST: \$2,400,000			
				State:	\$0				
	Local:	\$998,783							
7260-23 New	WENTZVILLE PEARCE BLVD AT LINN AVE TRAFFIC SIGNAL LENGTH (mi): 0.1 AIR QUALITY STAT: Exempt - 93.127 PROJ PURPOSE: Congestion	CMAQ	Traffic Signals	PE	\$96,526	\$96,526	\$0	\$0	\$0
				ROW	\$3,000	\$0	\$3,000	\$0	\$0
				IMPL	\$765,474	\$0	\$0	\$765,474	\$0
				TOTAL	\$865,000	\$96,526	\$3,000	\$765,474	\$0
				Federal:	\$432,500	ESTIMATED TOTAL PROJECT COST: \$865,000			
				State:	\$0				
	Local:	\$432,500							
6972-21	WENTZVILLE - STP-7304(612) PEINE ROAD 60' E/O FOREST WAY DR TO 675' W/O STEWART SPRINGS DR RESURFACING - SHOULDERS (3') - CURVE IMPR. LENGTH (mi): 1.54 AIR QUALITY STAT: Exempt - 93.126 PROJ PURPOSE: Preservation	STP-S	Resurfacing 2 Lane Pvmt	PE	\$0	\$0	\$0	\$0	\$0
			Roadway Shoulders	ROW	\$0	\$0	\$0	\$0	\$0
			Pedestrian Facility	IMPL	\$2,027,547	\$2,027,547	\$0	\$0	\$0
				TOTAL	\$2,027,547	\$2,027,547	\$0	\$0	\$0
				Federal:	\$1,013,773	ESTIMATED TOTAL PROJECT COST: \$2,500,000			
				State:	\$0				
	Local:	\$1,013,774							

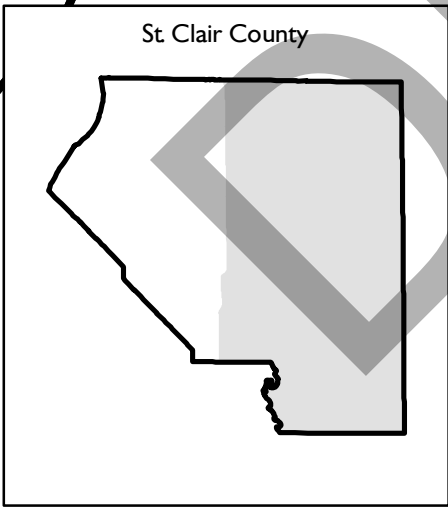
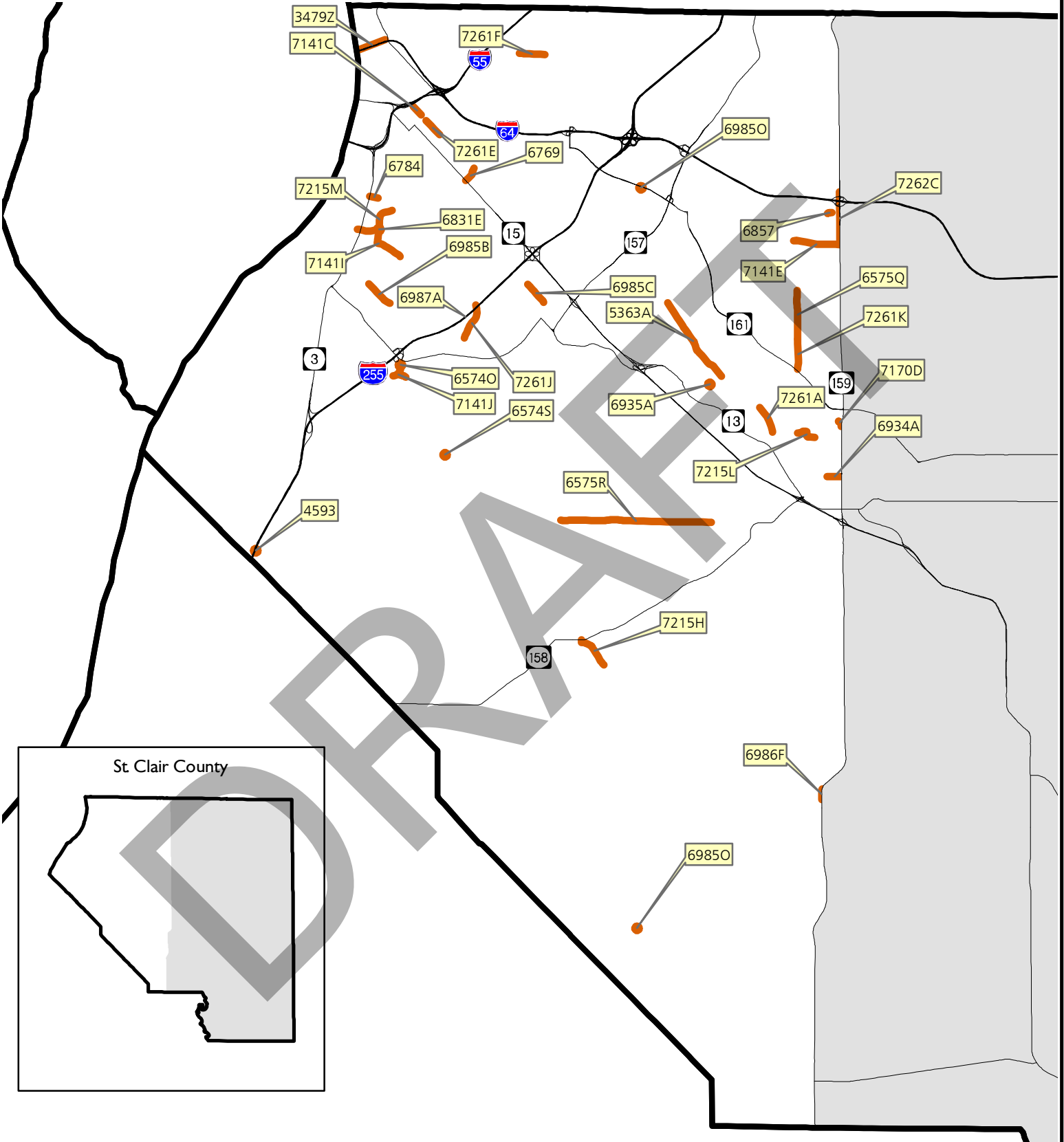
FISCAL YEARS 2023-2026 TRANSPORTATION IMPROVEMENT PROGRAM

COUNTY: ST. CHARLES

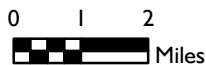
ID	ORGANIZATION NAME/PROJECT TITLE/DESC	FUNDING CAT	IMPROVEMENTS		2023-2026 TOTAL	2023	2024	2025	2026
6973-21	WENTZVILLE - STP-7304(613) W. PEARCE (I-70 N. OUTER RD) MAY RD TO 200' W/O FAITH CHURCH ENT. RESURFACING - SHOULDERS (2') - FENCING LENGTH (mi): 1.49 AIR QUALITY STAT: Exempt - 93.126 PROJ PURPOSE: Preservation	STP-S	Resurfacing 2 Lane Pvmnt	PE	\$0	\$0	\$0	\$0	\$0
			Roadway Shoulders	ROW	\$0	\$0	\$0	\$0	\$0
			Miscellaneous	IMPL	\$1,261,798	\$1,261,798	\$0	\$0	\$0
			Federal: \$1,009,438	TOTAL	\$1,261,798	\$1,261,798	\$0	\$0	\$0
			State: \$0	ESTIMATED TOTAL PROJECT COST: \$1,400,001					
			Local: \$252,360						
7127-23	WENTZVILLE - STP-7304(616) WENTZVILLE PARKWAY MEYER RD TO PARKWAY RIDGE BLVD RECONSTRUCT - TWTL (LOCALLY FUNDED) - SHARED USE PATH (10') LENGTH (mi): 0.41 AIR QUALITY STAT: Not Regionally Significant PROJ PURPOSE: Preservation	STP-S	Bi-directional Left-turn Ln.	PE	\$0	\$0	\$0	\$0	\$0
			Intersection Improvement	ROW	\$65,044	\$65,044	\$0	\$0	\$0
			Sidewalks	IMPL	\$2,234,956	\$0	\$2,234,956	\$0	\$0
			Federal: \$1,150,000	TOTAL	\$2,300,000	\$65,044	\$2,234,956	\$0	\$0
			State: \$0	ESTIMATED TOTAL PROJECT COST: \$2,300,000					
			Local: \$1,150,000						
7168-22	WENTZVILLE - TAP-7304(617) WENTZVILLE PARKWAY SIDEWALK W. PEARCE BLVD TO VETERANS MEMORIAL PKWY SIDEWALK (6') LENGTH (mi): 0.25 AIR QUALITY STAT: Exempt - 93.126 PROJ PURPOSE: Sustainable Development	TAP-S	Sidewalks	PE	\$0	\$0	\$0	\$0	\$0
				ROW	\$3,000	\$3,000	\$0	\$0	\$0
				IMPL	\$547,800	\$0	\$547,800	\$0	\$0
			Federal: \$440,640	TOTAL	\$550,800	\$3,000	\$547,800	\$0	\$0
			State: \$0	ESTIMATED TOTAL PROJECT COST: \$620,000					
			Local: \$110,160						

DRAFT

This page intentionally left blank

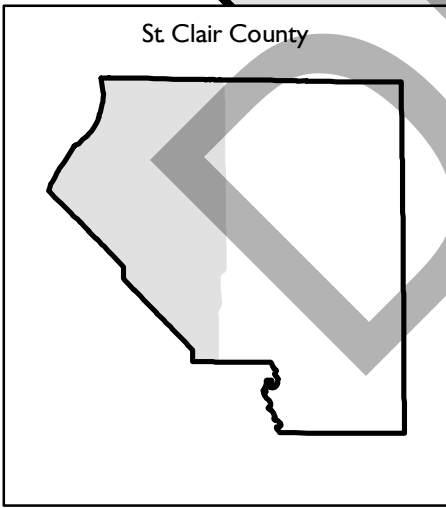
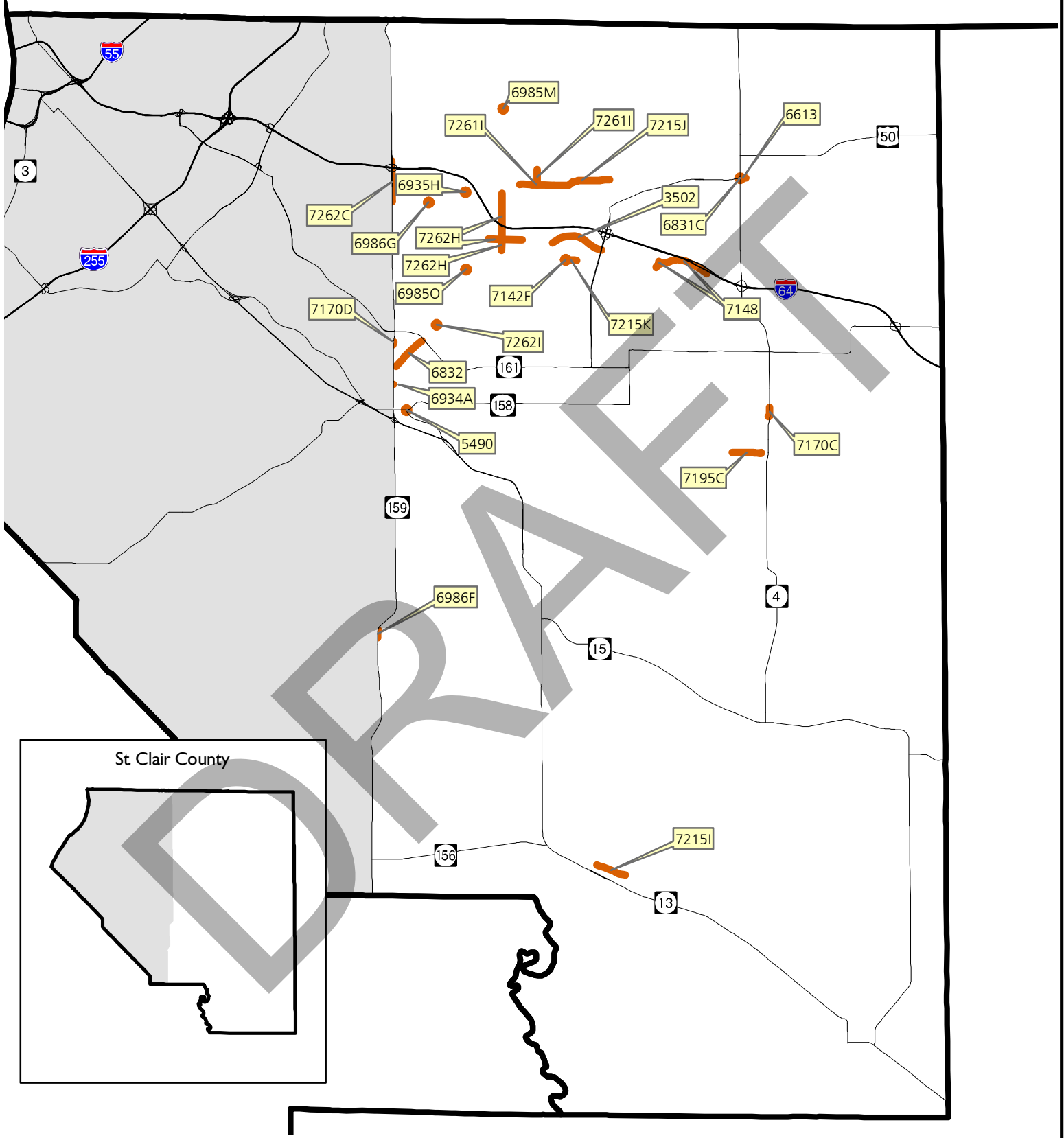


June 2022

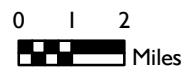


FY 2023 - 2026 TIP St Clair County (East) Projects

DRAFT



June 2022



EAST-WEST GATEWAY
Council of Governments

FISCAL YEARS 2023-2026 TRANSPORTATION IMPROVEMENT PROGRAM

COUNTY: ST. CLAIR

ID	ORGANIZATION NAME/PROJECT TITLE/DESC	FUNDING CAT	IMPROVEMENTS		2023-2026 TOTAL	2023	2024	2025	2026			
6832-21	BELLEVILLE - 17-00169-02-RS LEBANON AVENUE F ST TO IL 161 EXCLUDING METROLINK OVERPASS RESURFACING LENGTH (mi): 0.9 AIR QUALITY STAT: Exempt - 93.126 PROJ PURPOSE: Preservation	STP-S	Resurfacing 2 Lane Pvmnt Pedestrian Facility Roadway - Curb & Gutter	PE	\$0	\$0	\$0	\$0	\$0			
				ROW	\$0	\$0	\$0	\$0	\$0			
				IMPL	\$543,206	\$543,206	\$0	\$0	\$0			
				TOTAL	\$543,206	\$543,206	\$0	\$0	\$0			
				ESTIMATED TOTAL PROJECT COST:				\$623,681				
				Federal: \$377,226 State: \$0 Local: \$165,980								
5490-11	BELLEVILLE - 11-00217-00-PV SOUTH BELT EAST AT FREEBURG AVE (IL 13) CONSTRUCT ROUNDABOUT LENGTH (mi): 0.14 AIR QUALITY STAT: Exempt - 93.127 PROJ PURPOSE: Congestion	CMAQ	Intersection Improvement	PE	\$0	\$0	\$0	\$0	\$0			
				ROW	\$0	\$0	\$0	\$0	\$0			
				IMPL	\$1,996,000	\$1,996,000	\$0	\$0	\$0			
				TOTAL	\$1,996,000	\$1,996,000	\$0	\$0	\$0			
				ESTIMATED TOTAL PROJECT COST:				\$2,404,322				
				Federal: \$748,000 State: \$0 Local: \$1,248,000								
5363A-14	BELLEVILLE - 13-00215-01-BT WEST BELLEVILLE BIKE TRAIL, PHASE 2 WESLEY DR TO S 52ND ST LENGTH (mi): 2 AIR QUALITY STAT: Exempt - 93.126 PROJ PURPOSE: Sustainable Development	TAP	Bicycle Facilities Pedestrian Facility	PE	\$0	\$0	\$0	\$0	\$0			
				ROW	\$40,000	\$40,000	\$0	\$0	\$0			
				IMPL	\$1,454,420	\$1,454,420	\$0	\$0	\$0			
				TOTAL	\$1,494,420	\$1,494,420	\$0	\$0	\$0			
				ESTIMATED TOTAL PROJECT COST:				\$1,666,470				
				Federal: \$1,156,000 State: \$0 Local: \$338,420								
7261A-26 New	BELLEVILLE WEST MAIN STREET - 2026 28TH ST TO 37TH ST RESURFACING - CURB RAMPS LENGTH (mi): 0.63 AIR QUALITY STAT: Exempt - 93.126 PROJ PURPOSE: Preservation	STP-S	Resurfacing Pedestrian Facility	PE	\$115,000	\$0	\$115,000	\$0	\$0			
				ROW	\$0	\$0	\$0	\$0	\$0			
				IMPL	\$855,000	\$0	\$0	\$0	\$855,000			
				TOTAL	\$970,000	\$0	\$115,000	\$0	\$855,000			
				ESTIMATED TOTAL PROJECT COST:				\$970,000				
				Federal: \$684,000 State: \$0 Local: \$286,000								
6934A-22	BELLEVILLE - 18-00213-01-RS WEST WASHINGTON STREET CENTREVILLE AVE TO IL 159 RESURFACING - SIDEWALKS (7') LENGTH (mi): 0.33 AIR QUALITY STAT: Exempt - 93.126 PROJ PURPOSE: Preservation	STP-S	Resurfacing 3 Lane Pvmnt Sidewalks	PE	\$0	\$0	\$0	\$0	\$0			
				ROW	\$0	\$0	\$0	\$0	\$0			
				IMPL	\$876,296	\$876,296	\$0	\$0	\$0			
				TOTAL	\$876,296	\$876,296	\$0	\$0	\$0			
				ESTIMATED TOTAL PROJECT COST:				\$1,000,373				
				Federal: \$610,693 State: \$0 Local: \$265,603								

FISCAL YEARS 2023-2026 TRANSPORTATION IMPROVEMENT PROGRAM

COUNTY: ST. CLAIR

ID	ORGANIZATION NAME/PROJECT TITLE/DESC	FUNDING CAT	IMPROVEMENTS		2023-2026 TOTAL	2023	2024	2025	2026
7214B-24	BI-STATE DEVELOPMENT/METRO BUS REPLACEMENT - SCCTD - 2024 (A) REPLACE THREE BUSES	CMAQ	Transit Capital Imps.	PE	\$0	\$0	\$0	\$0	\$0
				ROW	\$0	\$0	\$0	\$0	\$0
				IMPL	\$1,699,464	\$1,699,464	\$0	\$0	\$0
				TOTAL	\$1,699,464	\$1,699,464	\$0	\$0	\$0
				ESTIMATED TOTAL PROJECT COST:					\$1,699,464
	LENGTH (mi): 0		Federal: \$1,359,571						
	AIR QUALITY STAT: Exempt - 93.126		State: \$0						
	PROJ PURPOSE: Congestion		Local: \$339,893						
7214C-24	BI-STATE DEVELOPMENT/METRO BUS REPLACEMENT - SCCTD - 2024 (B) REPLACE TWO BUSES	CMAQ	Transit Capital Imps.	PE	\$0	\$0	\$0	\$0	\$0
				ROW	\$0	\$0	\$0	\$0	\$0
				IMPL	\$1,132,976	\$0	\$1,132,976	\$0	\$0
				TOTAL	\$1,132,976	\$0	\$1,132,976	\$0	\$0
				ESTIMATED TOTAL PROJECT COST:					\$1,132,976
	LENGTH (mi): 0		Federal: \$906,381						
	AIR QUALITY STAT: Exempt - 93.126		State: \$0						
	PROJ PURPOSE: Congestion		Local: \$226,595						
7262A-25 New	BI-STATE DEVELOPMENT/METRO BUS REPLACEMENT - SCCTD - 2025 (A) REPLACE THREE BUSES	CMAQ	Transit Capital Imps.	PE	\$0	\$0	\$0	\$0	\$0
				ROW	\$0	\$0	\$0	\$0	\$0
				IMPL	\$1,567,788	\$0	\$0	\$1,567,788	\$0
				TOTAL	\$1,567,788	\$0	\$0	\$1,567,788	\$0
				ESTIMATED TOTAL PROJECT COST:					\$1,567,788
	LENGTH (mi): 0		Federal: \$1,254,230						
	AIR QUALITY STAT: Exempt - 93.126		State: \$0						
	PROJ PURPOSE: Congestion		Local: \$313,558						
7262B-25 New	BI-STATE DEVELOPMENT/METRO BUS REPLACEMENT - SCCTD - 2025 (B) REPLACE THREE BUSES	CMAQ	Transit Capital Imps.	PE	\$0	\$0	\$0	\$0	\$0
				ROW	\$0	\$0	\$0	\$0	\$0
				IMPL	\$1,567,788	\$0	\$0	\$1,567,788	\$0
				TOTAL	\$1,567,788	\$0	\$0	\$1,567,788	\$0
				ESTIMATED TOTAL PROJECT COST:					\$1,567,788
	LENGTH (mi): 0		Federal: \$1,254,230						
	AIR QUALITY STAT: Exempt - 93.126		State: \$0						
	PROJ PURPOSE: Congestion		Local: \$313,558						
6799-18	BI-STATE DEVELOPMENT/METRO - OF1805,1810,1820 FACILITY REHABILITATION AND EQUIPMENT FACILITY REHABILITATION AND EQUIPMENT	S5307	Transit Capital Imps. Traffic Signals	PE	\$0	\$0	\$0	\$0	\$0
				ROW	\$0	\$0	\$0	\$0	\$0
				IMPL	\$14,586,818	\$14,586,818	\$0	\$0	\$0
				TOTAL	\$14,586,818	\$14,586,818	\$0	\$0	\$0
				ESTIMATED TOTAL PROJECT COST:					\$14,586,818
	LENGTH (mi): 0		Federal: \$11,669,454						
	AIR QUALITY STAT: Exempt - 93.126		State: \$0						
	PROJ PURPOSE: Preservation		Local: \$2,917,364						

FISCAL YEARS 2023-2026 TRANSPORTATION IMPROVEMENT PROGRAM

COUNTY: ST. CLAIR

ID	ORGANIZATION NAME/PROJECT TITLE/DESC	FUNDING CAT	IMPROVEMENTS		2023-2026 TOTAL	2023	2024	2025	2026
6986A-22	BI-STATE DEVELOPMENT/METRO METRO BUS REPLACEMENT - 2022 (A) REPLACE THREE BUSES ST. CLAIR COUNTY TRANSIT DISTRICT LENGTH (mi): 0 AIR QUALITY STAT: Exempt - 93.126 PROJ PURPOSE: Congestion	CMAQ	Transit Capital Imps.	PE	\$0	\$0	\$0	\$0	\$0
				ROW	\$0	\$0	\$0	\$0	\$0
				IMPL	\$1,509,957	\$1,509,957	\$0	\$0	\$0
				TOTAL	\$1,509,957	\$1,509,957	\$0	\$0	\$0
				Federal:	\$1,207,966				
				State:	\$0				
Local:	\$301,991								
					ESTIMATED TOTAL PROJECT COST: \$1,509,957				
6986B-22	BI-STATE DEVELOPMENT/METRO METRO BUS REPLACEMENT - 2022 (B) REPLACE THREE BUSES ST. CLAIR COUNTY TRANSIT DISTRICT LENGTH (mi): 0 AIR QUALITY STAT: Exempt - 93.126 PROJ PURPOSE: Congestion	CMAQ	Transit Capital Imps.	PE	\$0	\$0	\$0	\$0	\$0
				ROW	\$0	\$0	\$0	\$0	\$0
				IMPL	\$1,509,957	\$1,509,957	\$0	\$0	\$0
				TOTAL	\$1,509,957	\$1,509,957	\$0	\$0	\$0
				Federal:	\$1,207,966				
				State:	\$0				
Local:	\$301,991								
					ESTIMATED TOTAL PROJECT COST: \$1,509,957				
7142A-23	BI-STATE DEVELOPMENT/METRO METRO BUS REPLACEMENT 2023 (A) REPLACE THREE BUSES LENGTH (mi): 0 AIR QUALITY STAT: Exempt - 93.126 PROJ PURPOSE: Congestion	CMAQ	Transit Capital Imps.	PE	\$0	\$0	\$0	\$0	\$0
				ROW	\$0	\$0	\$0	\$0	\$0
				IMPL	\$1,473,420	\$1,473,420	\$0	\$0	\$0
				TOTAL	\$1,473,420	\$1,473,420	\$0	\$0	\$0
				Federal:	\$1,178,736				
				State:	\$0				
Local:	\$294,684								
					ESTIMATED TOTAL PROJECT COST: \$1,473,420				
7142B-23	BI-STATE DEVELOPMENT/METRO METRO BUS REPLACEMENT 2023 (B) REPLACE TWO BUSES LENGTH (mi): 0 AIR QUALITY STAT: Exempt - 93.126 PROJ PURPOSE: Congestion	CMAQ	Transit Capital Imps.	PE	\$0	\$0	\$0	\$0	\$0
				ROW	\$0	\$0	\$0	\$0	\$0
				IMPL	\$982,280	\$982,280	\$0	\$0	\$0
				TOTAL	\$982,280	\$982,280	\$0	\$0	\$0
				Federal:	\$785,824				
				State:	\$0				
Local:	\$196,456								
					ESTIMATED TOTAL PROJECT COST: \$982,280				
6800A-18	BI-STATE DEVELOPMENT/METRO - ML1805,1810,1820 METROLINK ALIGNMENT AND STATION IMPROVEMENTS METROLINK ALIGNMENT AND STATION IMPROVEMENTS LENGTH (mi): 0 AIR QUALITY STAT: Exempt - 93.126 PROJ PURPOSE: Preservation	S5337	Transit Capital Imps. Traffic Signals MetroLink Improvements	PE	\$0	\$0	\$0	\$0	\$0
				ROW	\$0	\$0	\$0	\$0	\$0
				IMPL	\$9,157,119	\$2,418,619	\$6,392,000	\$346,500	\$0
				TOTAL	\$9,157,119	\$2,418,619	\$6,392,000	\$346,500	\$0
				Federal:	\$7,325,695				
				State:	\$0				
Local:	\$1,831,424								
					ESTIMATED TOTAL PROJECT COST: \$9,157,119				

FISCAL YEARS 2023-2026 TRANSPORTATION IMPROVEMENT PROGRAM

COUNTY: ST. CLAIR

ID	ORGANIZATION NAME/PROJECT TITLE/DESC	FUNDING CAT	IMPROVEMENTS		2023-2026 TOTAL	2023	2024	2025	2026
6891I-21	BI-STATE DEVELOPMENT/METRO - CP1002,CP1402,CP2602S5337 METROLINK ROW AND STATION IMPROVEMENTS		Transit Capital Imps. MetroLink Improvements	PE	\$0	\$0	\$0	\$0	\$0
				ROW	\$0	\$0	\$0	\$0	\$0
				IMPL	\$23,650,033	\$3,000,000	\$2,516,218	\$18,133,815	\$0
				TOTAL	\$23,650,033	\$3,000,000	\$2,516,218	\$18,133,815	\$0
				ESTIMATED TOTAL PROJECT COST: \$23,650,033					
	LENGTH (mi): 0		Federal: \$18,920,026						
	AIR QUALITY STAT: Exempt - 93.126		State: \$0						
	PROJ PURPOSE: Preservation		Local: \$4,730,007						
6891J-21	BI-STATE DEVELOPMENT/METRO - CP2502,CP1302,CP1501S5307 METROLINK STATION AND ROW IMPROVEMENTS		Transit Capital Imps. MetroLink Improvements	PE	\$0	\$0	\$0	\$0	\$0
				ROW	\$0	\$0	\$0	\$0	\$0
				IMPL	\$15,267,995	\$9,767,661	\$1,884,448	\$3,615,886	\$0
				TOTAL	\$15,267,995	\$9,767,661	\$1,884,448	\$3,615,886	\$0
				ESTIMATED TOTAL PROJECT COST: \$15,267,995					
	LENGTH (mi): 0		Federal: \$12,214,396						
	AIR QUALITY STAT: Exempt - 93.126		State: \$0						
	PROJ PURPOSE: Preservation		Local: \$3,053,599						
6985C-23	CAHOKIA HEIGHTS - 19-00023-00-SW BOND AVENUE DRAINAGE AND SIDEWALKS OLD MISSOURI AVE TO CITY LIMITS SIDEWALKS (5') - RESHAPE DITCHES	STP-S	Sidewalks Drainage Correction	PE	\$0	\$0	\$0	\$0	\$0
				ROW	\$0	\$0	\$0	\$0	\$0
				IMPL	\$815,637	\$815,637	\$0	\$0	\$0
				TOTAL	\$815,637	\$815,637	\$0	\$0	\$0
				ESTIMATED TOTAL PROJECT COST: \$876,662					
	LENGTH (mi): 0.45		Federal: \$571,736						
	AIR QUALITY STAT: Exempt - 93.126		State: \$0						
	PROJ PURPOSE: Sustainable Development		Local: \$243,901						
6985B-23	CAHOKIA HEIGHTS - 19-00040-02-RS JEROME LANE, PHASE 1 RANGE LN TO NASH ST RESURFACING - CURB RAMPS - BIKE LANE (6')	STP-S	Resurfacing 2 Lane Pvmnt Sidewalks Bicycle Facilities	PE	\$0	\$0	\$0	\$0	\$0
				ROW	\$0	\$0	\$0	\$0	\$0
				IMPL	\$885,669	\$885,669	\$0	\$0	\$0
				TOTAL	\$885,669	\$885,669	\$0	\$0	\$0
				ESTIMATED TOTAL PROJECT COST: \$951,887					
	LENGTH (mi): 0.63		Federal: \$620,796						
	AIR QUALITY STAT: Exempt - 93.126		State: \$0						
	PROJ PURPOSE: Preservation		Local: \$264,873						
4593-08	DUPO - 05-00019-00-PV DAVIS ST. FERRY ROAD AT I-255 - NEW INTERCHANGE SAFETEA-LU EARMARK - SEC. 1702 # 26	HPP	New Interchange Land Acquisition Utility Adjustment	PE	\$0	\$0	\$0	\$0	\$0
				ROW	\$0	\$0	\$0	\$0	\$0
				IMPL	\$48,435,000	\$48,435,000	\$0	\$0	\$0
				TOTAL	\$48,435,000	\$48,435,000	\$0	\$0	\$0
				ESTIMATED TOTAL PROJECT COST: \$58,875,000					
	LENGTH (mi): 0.1		Federal: \$12,828,000						
	AIR QUALITY STAT: Regionally Significant		State: \$35,607,000						
	PROJ PURPOSE: Goods Movement		Local: \$0						

FISCAL YEARS 2023-2026 TRANSPORTATION IMPROVEMENT PROGRAM

COUNTY: ST. CLAIR

ID	ORGANIZATION NAME/PROJECT TITLE/DESC	FUNDING CAT	IMPROVEMENTS		2023-2026 TOTAL	2023	2024	2025	2026			
6769-20	EAST ST. LOUIS - 16-00234-00-RS 26TH/25TH STREET MISSOURI AVE TO LAKE BLVD (LOUISIANA BLVD) RESURFACING - CURB RAMPS - SIDEWALK (5') LENGTH (mi): 0.33 AIR QUALITY STAT: Exempt - 93.126 PROJ PURPOSE: Preservation	STP-S	Resurfacing 2 Lane Pvmnt Sidewalks Roadway - Curb & Gutter	PE	\$0	\$0	\$0	\$0	\$0			
				ROW	\$0	\$0	\$0	\$0	\$0			
				IMPL	\$622,840	\$622,840	\$0	\$0	\$0			
				TOTAL	\$622,840	\$622,840	\$0	\$0	\$0			
				ESTIMATED TOTAL PROJECT COST:				\$677,000				
				Funding Breakdown:								
			Federal:	\$426,510								
			State:	\$0								
			Local:	\$196,330								
7261E-26 New	EAST ST. LOUIS DR. MARTIN LUTHER KING JR DR, PHASE 2 COLUMBIA PL TO STATE ST RESURFACING - LN REDUCTION (4 TO 2 LNS) - CURB RAMPS LENGTH (mi): 0.43 AIR QUALITY STAT: Not Regionally Significant PROJ PURPOSE: Preservation	STP-S	Resurfacing Bi-directional Left-turn Ln. Bicycle Facilities	PE	\$72,660	\$72,660	\$0	\$0	\$0			
				ROW	\$0	\$0	\$0	\$0	\$0			
				IMPL	\$799,270	\$0	\$0	\$0	\$799,270			
				TOTAL	\$871,930	\$72,660	\$0	\$0	\$799,270			
				ESTIMATED TOTAL PROJECT COST:				\$871,930				
				Funding Breakdown:								
			Federal:	\$639,416								
			State:	\$0								
			Local:	\$232,514								
7141C-24	EAST ST. LOUIS - 20-00235-00-RS DR. MARTIN LUTHER KING JR DR COLLINSVILLE AVE TO 8TH ST RESURFACING - CURB RAMPS - LN RECONFIG (4 TO 2 W TWTL) LENGTH (mi): 0.25 AIR QUALITY STAT: Not Regionally Significant PROJ PURPOSE: Preservation	STP-S	Resurfacing Pedestrian Facility Bicycle Facilities	PE	\$0	\$0	\$0	\$0	\$0			
				ROW	\$0	\$0	\$0	\$0	\$0			
				IMPL	\$769,939	\$0	\$769,939	\$0	\$0			
				TOTAL	\$769,939	\$0	\$769,939	\$0	\$0			
				ESTIMATED TOTAL PROJECT COST:				\$827,505				
				Funding Breakdown:								
			Federal:	\$615,951								
			State:	\$0								
			Local:	\$153,988								
7261F-26 New	FAIRMONT CITY COOKSON ROAD COLLINSVILLE RD TO 45TH ST RESURFACING - CURB RAMPS - BULB OUTS - SW @ 37TH LENGTH (mi): 0.56 AIR QUALITY STAT: Exempt - 93.126 PROJ PURPOSE: Preservation	STP-S	Resurfacing 2 Lane Pvmnt Pedestrian Facility	PE	\$95,000	\$95,000	\$0	\$0	\$0			
				ROW	\$0	\$0	\$0	\$0	\$0			
				IMPL	\$798,268	\$0	\$0	\$0	\$798,268			
				TOTAL	\$893,268	\$95,000	\$0	\$0	\$798,268			
				ESTIMATED TOTAL PROJECT COST:				\$893,268				
				Funding Breakdown:								
			Federal:	\$638,614								
			State:	\$0								
			Local:	\$254,654								
7141E-24	FAIRVIEW HEIGHTS - 20-00044-00-RS LONGACRE DRIVE UNION HILL RD TO IL 159 RESURFACING - CURB RAMPS LENGTH (mi): 1 AIR QUALITY STAT: Exempt - 93.126 PROJ PURPOSE: Preservation	STP-S	Resurfacing 2 Lane Pvmnt Pedestrian Facility	PE	\$0	\$0	\$0	\$0	\$0			
				ROW	\$0	\$0	\$0	\$0	\$0			
				IMPL	\$581,000	\$0	\$581,000	\$0	\$0			
				TOTAL	\$581,000	\$0	\$581,000	\$0	\$0			
				ESTIMATED TOTAL PROJECT COST:				\$665,000				
				Funding Breakdown:								
			Federal:	\$464,800								
			State:	\$0								
			Local:	\$116,200								

FISCAL YEARS 2023-2026 TRANSPORTATION IMPROVEMENT PROGRAM

COUNTY: ST. CLAIR

ID	ORGANIZATION NAME/PROJECT TITLE/DESC	FUNDING CAT	IMPROVEMENTS		2023-2026 TOTAL	2023	2024	2025	2026
6857-21	FAIRVIEW HEIGHTS - 17-00042-02-RS MARKET PLACE, PHASE 3 100' E/O COMMERCE DR TO 200' W/ OF DSW/KIMCO ENTR. RESURFACING - SIDEWALK (6') - RD DIET (4 TO 2 LNS) - BK LN LENGTH (mi): 0.15 AIR QUALITY STAT: Not Regionally Significant PROJ PURPOSE: Preservation	STP-S	Resurfacing	PE	\$0	\$0	\$0	\$0	\$0
			Sidewalks	ROW	\$0	\$0	\$0	\$0	\$0
			Roadway Lighting	IMPL	\$440,000	\$440,000	\$0	\$0	\$0
				TOTAL	\$440,000	\$440,000	\$0	\$0	\$0
				Federal:	\$320,250	ESTIMATED TOTAL PROJECT COST: \$585,000			
				State:	\$0				
		Local:	\$119,750						
7262C-24 New	IDOT IL 159 SIGNAL LUDWIG DR/SALEM PL TO LONGACRE DR/ASHLAND AVE ADVANCED TRAFFIC MANAGMENT SYSTEM LENGTH (mi): 1.14 AIR QUALITY STAT: Regionally Significant PROJ PURPOSE: Congestion	CMAQ	Signal Timing Progression	PE	\$0	\$0	\$0	\$0	\$0
				ROW	\$0	\$0	\$0	\$0	\$0
				IMPL	\$615,000	\$0	\$615,000	\$0	\$0
				TOTAL	\$615,000	\$0	\$615,000	\$0	\$0
				Federal:	\$492,000	ESTIMATED TOTAL PROJECT COST: \$615,000			
				State:	\$0				
		Local:	\$123,000						
6613-19	LEBANON - 15-00023-00-PV MCALLISTER STREET IL 4 (MADISON STREET) TO HERMAN STREET RECONSTRUCTION - SIDEWALK (5') LENGTH (mi): 0.16 AIR QUALITY STAT: Exempt - 93.126 PROJ PURPOSE: Preservation	STP-S	Roadway Reconstruction	PE	\$0	\$0	\$0	\$0	\$0
			Sidewalks	ROW	\$0	\$0	\$0	\$0	\$0
				IMPL	\$521,000	\$0	\$521,000	\$0	\$0
				TOTAL	\$521,000	\$0	\$521,000	\$0	\$0
				Federal:	\$355,500	ESTIMATED TOTAL PROJECT COST: \$549,500			
				State:	\$0				
		Local:	\$165,500						
6831C-18	LEBANON - 17-00017-01-TL US 50 AT IL 4 (SOUTH INTERSECTION) INSTALL TRAFFIC SIGNAL LENGTH (mi): 0.19 AIR QUALITY STAT: Exempt - 93.127 PROJ PURPOSE: Congestion	CMAQ	Intersection Improvement	PE	\$0	\$0	\$0	\$0	\$0
			Traffic Signals	ROW	\$25,000	\$0	\$25,000	\$0	\$0
				IMPL	\$1,287,268	\$0	\$1,287,268	\$0	\$0
				TOTAL	\$1,312,268	\$0	\$1,312,268	\$0	\$0
				Federal:	\$1,049,814	ESTIMATED TOTAL PROJECT COST: \$1,466,768			
				State:	\$0				
		Local:	\$262,454						
7195C-22	MASCOUTAH - 21-00028-00-BT L & N RAILWAY TRAIL IL 4 (NEAR L & N AVE) TO BRICKYARD RD SHARED USE PATH LENGTH (mi): 1.03 AIR QUALITY STAT: Exempt - 93.126 PROJ PURPOSE: Sustainable Development	TAP	Bicycle Facilities	PE	\$126,030	\$126,030	\$0	\$0	\$0
			Pedestrian Facility	ROW	\$0	\$0	\$0	\$0	\$0
				IMPL	\$963,970	\$0	\$963,970	\$0	\$0
				TOTAL	\$1,090,000	\$126,030	\$963,970	\$0	\$0
				Federal:	\$872,000	ESTIMATED TOTAL PROJECT COST: \$1,090,000			
				State:	\$109,000				
		Local:	\$109,000						

FISCAL YEARS 2023-2026 TRANSPORTATION IMPROVEMENT PROGRAM

COUNTY: ST. CLAIR

ID	ORGANIZATION NAME/PROJECT TITLE/DESC	FUNDING CAT	IMPROVEMENTS		2023-2026 TOTAL	2023	2024	2025	2026			
7170C-22	MASCOUTAH - 21-00024-02-BT N. JEFFERSON STREET (IL 4) SHARED USE PATH ONYX DR TO BERM TRAIL SHARED USE PATH (10') LENGTH (mi): 0.29 AIR QUALITY STAT: Exempt - 93.126 PROJ PURPOSE: Sustainable Development	TAP-S	Bicycle Facilities Pedestrian Facility	PE	\$0	\$0	\$0	\$0	\$0			
				ROW	\$0	\$0	\$0	\$0	\$0			
				IMPL	\$324,013	\$0	\$324,013	\$0	\$0			
				TOTAL	\$324,013	\$0	\$324,013	\$0	\$0			
				ESTIMATED TOTAL PROJECT COST:				\$405,016				
				Local:	\$64,803							
7215H-25	MILLSTADT - 21-00014-00-SW MADISON STREET SIDEWALK KOSSUTH: WASHINGTON- MADISON; MADISON: KOSSUTH -JOTHAM SIDEWALK (5') - LIGHTING - CURB & GUTTER LENGTH (mi): 0.78 AIR QUALITY STAT: Exempt - 93.126 PROJ PURPOSE: Sustainable Development	STP-S	Sidewalks Lighting Drainage Correction	PE	\$0	\$0	\$0	\$0	\$0			
				ROW	\$15,000	\$15,000	\$0	\$0				
				IMPL	\$644,243	\$0	\$0	\$644,243	\$0			
				TOTAL	\$659,243	\$15,000	\$0	\$644,243	\$0			
				ESTIMATED TOTAL PROJECT COST:				\$744,243				
				Local:	\$143,849							
7215I-25	NEW ATHENS - 21-00004-00-RS SPOTSLVANIA STREET VAN BUREN ST TO APPROX. 600' W/O NEW BALDWIN RD RESURFACING - SIDEWALK (4') LENGTH (mi): 0.83 AIR QUALITY STAT: Exempt - 93.126 PROJ PURPOSE: Preservation	STP-S	Resurfacing 2 Lane Pvm Sidewalks Drainage Correction	PE	\$55,500	\$55,500	\$0	\$0	\$0			
				ROW	\$0	\$0	\$0	\$0				
				IMPL	\$530,500	\$0	\$0	\$530,500	\$0			
				TOTAL	\$586,000	\$55,500	\$0	\$530,500	\$0			
				ESTIMATED TOTAL PROJECT COST:				\$586,000				
				Local:	\$161,600							
7215J-25	O'FALLON - 21-00073-00-RS E. STATE STREET/OLD VINCENNES TRAIL STATE: N. SMILEY ST TO 7 HILLS; OLD VIN: 7 HILLS TO SCOTT-TROY RESURFACING - CURB RAMPS LENGTH (mi): 1.57 AIR QUALITY STAT: Exempt - 93.126 PROJ PURPOSE: Preservation	STP-S	Resurfacing 2 Lane Pvm Pedestrian Facility Sidewalks	PE	\$40,000	\$0	\$40,000	\$0	\$0			
				ROW	\$0	\$0	\$0	\$0				
				IMPL	\$666,000	\$0	\$0	\$666,000	\$0			
				TOTAL	\$706,000	\$0	\$40,000	\$666,000	\$0			
				ESTIMATED TOTAL PROJECT COST:				\$706,000				
				Local:	\$177,200							
6935H-19	O'FALLON - 18-00072-00-PV HARTMAN LANE AT CENTRAL PARK DR DUAL LEFT TURN LN - SIDEWALK LENGTH (mi): 0.27 AIR QUALITY STAT: Exempt - 93.127 PROJ PURPOSE: Congestion	CMAQ	Intersection Improvement Left-turn lanes Pedestrian Facility	PE	\$0	\$0	\$0	\$0	\$0			
				ROW	\$276,606	\$276,606	\$0	\$0				
				IMPL	\$1,123,138	\$1,123,138	\$0	\$0				
				TOTAL	\$1,399,744	\$1,399,744	\$0	\$0				
				ESTIMATED TOTAL PROJECT COST:				\$1,540,381				
				Local:	\$598,544							

FISCAL YEARS 2023-2026 TRANSPORTATION IMPROVEMENT PROGRAM

COUNTY: ST. CLAIR

ID	ORGANIZATION NAME/PROJECT TITLE/DESC	FUNDING CAT	IMPROVEMENTS		2023-2026 TOTAL	2023	2024	2025	2026			
6985M-23	O'FALLON - 19-00053-03-BR SIMMONS ROAD BRIDGE OVER OGLES CREEK REPLACE BRIDGE LENGTH (mi): 0.1 AIR QUALITY STAT: Exempt - 93.126 PROJ PURPOSE: Preservation	STP-S	Replace Bridge(s) Roadway Shoulders	PE	\$0	\$0	\$0	\$0	\$0			
				ROW	\$0	\$0	\$0	\$0	\$0			
				IMPL	\$899,000	\$899,000	\$0	\$0	\$0			
				TOTAL	\$899,000	\$899,000	\$0	\$0	\$0			
				ESTIMATED TOTAL PROJECT COST:					\$1,016,000			
7261I-26 New	O'FALLON STATE ST & LINCOLN AVE STATE ST: JACKSON DR TO SMILEY ST; LINCOLN AVE: WILLOW DR TO STATE ST - RESURFACING - CURB RAMPS LENGTH (mi): 1.38 AIR QUALITY STAT: Exempt - 93.126 PROJ PURPOSE: Preservation	STP-S	Resurfacing 2 Lane Pvmnt	PE	\$40,000	\$0	\$0	\$40,000	\$0			
				ROW	\$0	\$0	\$0	\$0				
				IMPL	\$750,000	\$0	\$0	\$0	\$750,000			
				TOTAL	\$790,000	\$0	\$0	\$40,000	\$750,000			
				ESTIMATED TOTAL PROJECT COST:					\$790,000			
7215M-25	SAUGET - 21-00009-07-SP FALLING SPRINGS ROAD LIGHTING NICKELL AVE TO VILLAGE LIMITS (IL CENTRAL RR XING) LIGHTING LENGTH (mi): 0.74 AIR QUALITY STAT: Exempt - 93.126 PROJ PURPOSE: Preservation	STP-S	Lighting	PE	\$0	\$0	\$0	\$0	\$0			
				ROW	\$0	\$0	\$0	\$0				
				IMPL	\$449,988	\$0	\$0	\$449,988	\$0			
				TOTAL	\$449,988	\$0	\$0	\$449,988	\$0			
				ESTIMATED TOTAL PROJECT COST:					\$511,350			
6784-17	SAUGET - 16-00015-01-PV IL 3 AT MONSANTO AVE DUAL LEFT FROM SB IL 3 TO MONSANTO LENGTH (mi): 0.19 AIR QUALITY STAT: Exempt - 93.127 PROJ PURPOSE: Congestion	CMAQ	Intersection Improvement	PE	\$0	\$0	\$0	\$0	\$0			
				ROW	\$5,000	\$5,000	\$0	\$0	\$0			
				IMPL	\$455,776	\$455,776	\$0	\$0	\$0			
				TOTAL	\$460,776	\$460,776	\$0	\$0	\$0			
				ESTIMATED TOTAL PROJECT COST:					\$529,726			
7261J-26 New	SAUGET MOUSETTE LANE LIGHTING I-255 TO 250' N/O CAROL ST LIGHTING - PAVEMENT REPAIRS LENGTH (mi): 0.79 AIR QUALITY STAT: Exempt - 93.126 PROJ PURPOSE: Safety	STP-S	Lighting Roadway Improvements	PE	\$75,597	\$75,597	\$0	\$0	\$0			
				ROW	\$0	\$0	\$0	\$0	\$0			
				IMPL	\$564,458	\$0	\$0	\$0	\$564,458			
				TOTAL	\$640,055	\$75,597	\$0	\$0	\$564,458			
				ESTIMATED TOTAL PROJECT COST:					\$640,055			

FISCAL YEARS 2023-2026 TRANSPORTATION IMPROVEMENT PROGRAM

COUNTY: ST. CLAIR

ID	ORGANIZATION NAME/PROJECT TITLE/DESC	FUNDING CAT	IMPROVEMENTS		2023-2026 TOTAL	2023	2024	2025	2026
6831E-18	SAUGET - 17-00013-01-PV QUEENY AVE AT FALLING SPRINGS RD LEFT TURN LN LENGTH (mi): 0.21 AIR QUALITY STAT: Exempt - 93.127 PROJ PURPOSE: Congestion	CMAQ	Left-turn lanes Intersection Improvement	PE	\$0	\$0	\$0	\$0	\$0
				ROW	\$5,000	\$5,000	\$0	\$0	
				IMPL	\$472,691	\$472,691	\$0	\$0	
				TOTAL	\$477,691	\$477,691	\$0	\$0	
				Federal:	\$282,153				
				State:	\$0				
Local:	\$195,538	ESTIMATED TOTAL PROJECT COST: \$548,343							
7141I-24	SAUGET - 20-00009-06-SP SAUGET LIGHTING, PHASE 2 QUEENY: IL 3 TO FALLING SPR.; FALLING SPR - QUEENY TO CURT. STEINBERG; CURT STEIN. - FALLING SPR TO SAUGET BUS. BLVD LENGTH (mi): 1.33 AIR QUALITY STAT: Exempt - 93.126 PROJ PURPOSE: Safety	STP-S	Lighting	PE	\$0	\$0	\$0	\$0	\$0
				ROW	\$0	\$0	\$0	\$0	
				IMPL	\$745,016	\$0	\$745,016	\$0	
				TOTAL	\$745,016	\$0	\$745,016	\$0	
				Federal:	\$596,012				
				State:	\$0				
Local:	\$149,004	ESTIMATED TOTAL PROJECT COST: \$840,016							
7262H-23 New	SHILOH GREEN MOUNT RD AT FRANK SCOTT PKWY (INTERSECTION IMPR TO NB GRN MT SIGNAL OPTIMIZATION ALONG GREEN MOUNT AND FRANK SCOTT LENGTH (mi): 1.6 AIR QUALITY STAT: Exempt - 93.127 PROJ PURPOSE: Congestion	CMAQ	Intersection Improvement Bridge(s) Traffic Signals	PE	\$565,000	\$565,000	\$0	\$0	\$0
				ROW	\$225,000	\$0	\$225,000	\$0	
				IMPL	\$5,596,700	\$0	\$0	\$5,596,700	
				TOTAL	\$6,386,700	\$565,000	\$225,000	\$5,596,700	
				Federal:	\$4,470,690				
				State:	\$0				
Local:	\$1,916,010	ESTIMATED TOTAL PROJECT COST: \$6,386,700							
7142F-21	SHILOH - 21-00021-00-PV MAPLE STREET AT N MAIN ST RIGHT TURN LANE LENGTH (mi): 0.1 AIR QUALITY STAT: Exempt - 93.127 PROJ PURPOSE: Congestion	CMAQ	Right-turn lanes	PE	\$0	\$0	\$0	\$0	\$0
				ROW	\$10,000	\$10,000	\$0	\$0	
				IMPL	\$308,269	\$0	\$308,269	\$0	
				TOTAL	\$318,269	\$10,000	\$308,269	\$0	
				Federal:	\$246,615				
				State:	\$0				
Local:	\$71,654	ESTIMATED TOTAL PROJECT COST: \$383,269							
7215K-25	SHILOH - 21-00021-01-PV MAPLE STREET MAIN ST TO SHILOH HEIGHTS DR RESURFACING - UPGRADE SIDEWALK -SIDEWALK (5') LENGTH (mi): 0.26 AIR QUALITY STAT: Exempt - 93.126 PROJ PURPOSE: Preservation	STP-S	Resurfacing 2 Lane Pvm Sidewalks Drainage Correction	PE	\$0	\$0	\$0	\$0	\$0
				ROW	\$0	\$0	\$0	\$0	
				IMPL	\$649,909	\$0	\$0	\$649,909	
				TOTAL	\$649,909	\$0	\$0	\$649,909	
				Federal:	\$519,927				
				State:	\$0				
Local:	\$129,982	ESTIMATED TOTAL PROJECT COST: \$734,909							

FISCAL YEARS 2023-2026 TRANSPORTATION IMPROVEMENT PROGRAM

COUNTY: ST. CLAIR

ID	ORGANIZATION NAME/PROJECT TITLE/DESC	FUNDING CAT	IMPROVEMENTS		2023-2026 TOTAL	2023	2024	2025	2026			
6986F-20	SMITHTON - 19-00009-00-PW IL 159 (N. MAIN ST) BARKER ST TO SUNSET DR TWO WAY TURN LANE - SHARED USE PATH (8') LENGTH (mi): 0.23 AIR QUALITY STAT: Not Regionally Significant PROJ PURPOSE: Congestion	CMAQ	Bi-directional Left-turn Ln. Bicycle Facilities Pedestrian Facility	PE	\$0	\$0	\$0	\$0	\$0			
				ROW	\$3,000	\$3,000	\$0	\$0				
				IMPL	\$576,750	\$0	\$576,750	\$0				
				TOTAL	\$579,750	\$3,000	\$576,750	\$0				
				ESTIMATED TOTAL PROJECT COST:				\$657,000				
				Local:	\$115,950							
6575R-25 New	ST. CLAIR COUNTY - 21-00245-04-SD CONCORDIA CHURCH ROAD IL 163 TO FRANK SCOTT PKWY SHOULDER LENGTH (mi): 3.26 AIR QUALITY STAT: Exempt - 93.126 PROJ PURPOSE: Safety	STP-R	Roadway Shoulders	PE	\$0	\$0	\$0	\$0	\$0			
				ROW	\$0	\$0	\$0	\$0				
				IMPL	\$875,000	\$0	\$0	\$875,000				
				TOTAL	\$875,000	\$0	\$0	\$875,000				
				ESTIMATED TOTAL PROJECT COST:				\$875,000				
				Local:	\$175,000							
6935A-19	ST. CLAIR COUNTY - 18-00290-11-TL FRANK SCOTT PARKWAY AT NORTH BELT WEST ADD LEFT TURN LANES - EXTEND TWTL S/O INTERSECTION LENGTH (mi): 0.18 AIR QUALITY STAT: Exempt - 93.127 PROJ PURPOSE: Congestion	CMAQ	Intersection Improvement Left-turn lanes Traffic Signals	PE	\$0	\$0	\$0	\$0	\$0			
				ROW	\$0	\$0	\$0	\$0				
				IMPL	\$272,156	\$272,156	\$0	\$0				
				TOTAL	\$272,156	\$272,156	\$0	\$0				
				ESTIMATED TOTAL PROJECT COST:				\$327,156				
				Local:	\$54,431							
3502-05	ST. CLAIR COUNTY - 95-00301-03-PV FRANK SCOTT PWY (FAU 9256) CROSS ST IN SHILOH TO WHERRY RD SAFETEA-LU EARMARK SEC. 1702 # 2111 LENGTH (mi): 1.4 AIR QUALITY STAT: Regionally Significant PROJ PURPOSE: Congestion	HPP	New 2-lane Roadway Paving Grading	PE	\$0	\$0	\$0	\$0	\$0			
				ROW	\$0	\$0	\$0	\$0				
				IMPL	\$12,600,000	\$12,600,000	\$0	\$0				
				TOTAL	\$12,600,000	\$12,600,000	\$0	\$0				
				ESTIMATED TOTAL PROJECT COST:				\$12,600,000				
				Local:	\$9,960,000							
6985O-23	ST. CLAIR COUNTY - 19-00999-00-BR HARTMAN LN, 80TH ST, WATERLOO RD OVER HARDING DITCH, RICHLAND CR, PRAIRIE DU LONG CR BRIDGE DECK PRESERVATION - REPLACE WEARING SURFACE LENGTH (mi): 0.1 AIR QUALITY STAT: Exempt - 93.126 PROJ PURPOSE: Preservation	STP-S	Bridge Deck Repair	PE	\$0	\$0	\$0	\$0	\$0			
				ROW	\$0	\$0	\$0	\$0				
				IMPL	\$268,600	\$268,600	\$0	\$0				
				TOTAL	\$268,600	\$268,600	\$0	\$0				
				ESTIMATED TOTAL PROJECT COST:				\$304,200				
				Local:	\$93,850							

FISCAL YEARS 2023-2026 TRANSPORTATION IMPROVEMENT PROGRAM

COUNTY: ST. CLAIR

ID	ORGANIZATION NAME/PROJECT TITLE/DESC	FUNDING CAT	IMPROVEMENTS		2023-2026 TOTAL	2023	2024	2025	2026
6574S-24	ST. CLAIR COUNTY - 18-00141-03-BR IMBS STATION ROAD OVER PRAIRIE DUPONT CREEK REPLACE BRIDGE LENGTH (mi): 0.1 AIR QUALITY STAT: Exempt - 93.126 PROJ PURPOSE: Preservation	NHPP	Replace Bridge(s)	PE	\$0	\$0	\$0	\$0	\$0
				ROW	\$0	\$0	\$0	\$0	\$0
				IMPL	\$1,682,000	\$1,682,000	\$0	\$0	\$0
				TOTAL	\$1,682,000	\$1,682,000	\$0	\$0	\$0
				Federal:	\$1,345,000				
				State:	\$0				
Local:	\$337,000								
					ESTIMATED TOTAL PROJECT COST: \$1,682,000				
6575P-25 New	ST. CLAIR COUNTY - 16-00333-17-PW NORTH GREEN MOUNT ROAD S/O FRANK SCOTT PKWY TO N/O LEBANON AVE PRELIMINARY ENGINEERING - WIDENING LENGTH (mi): 1.3 AIR QUALITY STAT: Regionally Significant PROJ PURPOSE: Congestion	STP-R	Preliminary Engineering	PE	\$100,000	\$0	\$0	\$100,000	\$0
				ROW	\$0	\$0	\$0	\$0	\$0
				IMPL	\$0	\$0	\$0	\$0	\$0
				TOTAL	\$100,000	\$0	\$0	\$100,000	\$0
				Federal:	\$80,000				
				State:	\$0				
Local:	\$20,000								
					ESTIMATED TOTAL PROJECT COST: \$100,000				
6986G-20	ST. CLAIR COUNTY - 19-00276-07-PW OLD COLLINSVILLE ROAD AT ASHLAND AVE ADD SOUTHBOUND RIGHT TURN LANE LENGTH (mi): 0.1 AIR QUALITY STAT: Exempt - 93.127 PROJ PURPOSE: Congestion	CMAQ	Right-turn lanes	PE	\$0	\$0	\$0	\$0	\$0
				ROW	\$30,000	\$30,000	\$0	\$0	\$0
				IMPL	\$217,862	\$217,862	\$0	\$0	\$0
				TOTAL	\$247,862	\$247,862	\$0	\$0	\$0
				Federal:	\$198,290				
				State:	\$0				
Local:	\$49,572								
					ESTIMATED TOTAL PROJECT COST: \$297,862				
7262I-23 New	ST. CLAIR COUNTY OLD COLLINSVILLE ROAD AT LEBANON AVE RIGHT TURN LANE LENGTH (mi): 0.1 AIR QUALITY STAT: Exempt - 93.127 PROJ PURPOSE: Congestion	CMAQ	Right-turn lanes	PE	\$56,000	\$56,000	\$0	\$0	\$0
				ROW	\$30,000	\$0	\$30,000	\$0	\$0
				IMPL	\$384,000	\$0	\$0	\$384,000	\$0
				TOTAL	\$470,000	\$56,000	\$30,000	\$384,000	\$0
				Federal:	\$376,000				
				State:	\$0				
Local:	\$94,000								
					ESTIMATED TOTAL PROJECT COST: \$470,000				
7141J-24	ST. CLAIR COUNTY - 20-00380-00-PV STOLLE ROAD AT TRIPLE LAKES RD INTERSECTION IMPROVEMENTS LENGTH (mi): 0.4 AIR QUALITY STAT: Exempt - 93.126 PROJ PURPOSE: Safety	STP-S	Intersection Improvement	PE	\$0	\$0	\$0	\$0	\$0
				ROW	\$100,000	\$100,000	\$0	\$0	\$0
				IMPL	\$1,256,585	\$0	\$1,256,585	\$0	\$0
				TOTAL	\$1,356,585	\$100,000	\$1,256,585	\$0	\$0
				Federal:	\$922,000				
				State:	\$0				
Local:	\$434,585								
					ESTIMATED TOTAL PROJECT COST: \$1,511,585				

FISCAL YEARS 2023-2026 TRANSPORTATION IMPROVEMENT PROGRAM

COUNTY: ST. CLAIR

ID	ORGANIZATION NAME/PROJECT TITLE/DESC	FUNDING CAT	IMPROVEMENTS		2023-2026 TOTAL	2023	2024	2025	2026
7261K-26 New	ST. CLAIR COUNTY SULLIVAN DRIVE HUNTWOOD RD TO IL 161 OVERLAY LENGTH (mi): 0.65 AIR QUALITY STAT: Exempt - 93.126 PROJ PURPOSE: Preservation	STP-S	Resurfacing 2 Lane Pvmnt	PE ROW IMPL Federal: \$627,426 State: \$0 Local: \$206,857	\$50,000 \$0 \$784,283 TOTAL \$834,283	\$0 \$0 \$0 \$0	\$50,000 \$0 \$0 \$50,000	\$0 \$0 \$0 \$0	\$0 \$0 \$784,283 \$784,283
6575Q-25 New	ST. CLAIR COUNTY - 21-00268-06-RS SULLIVAN DRIVE, PHASE 2 S/O FRANK SCOTT PKWY TO HUNTWOOD DR RESURFACING LENGTH (mi): 1.05 AIR QUALITY STAT: Exempt - 93.126 PROJ PURPOSE: Preservation	STP-R	Resurfacing 2 Lane Pvmnt	PE ROW IMPL Federal: \$730,800 State: \$0 Local: \$182,700	\$0 \$0 \$913,500 TOTAL \$913,500	\$0 \$0 \$0 \$0	\$0 \$0 \$0 \$0	\$0 \$0 \$913,500 \$913,500	\$0 \$0 \$0 \$0
6574O-24	ST. CLAIR COUNTY - 20-00081-07-BR TRIPLE LAKES ROAD OVER PRAIRIE DUPONT CREEK REPLACE BRIDGE LENGTH (mi): 0.1 AIR QUALITY STAT: Exempt - 93.126 PROJ PURPOSE: Preservation	STP-B	Replace Bridge(s)	PE ROW IMPL Federal: \$1,000,000 State: \$0 Local: \$1,000,000	\$0 \$0 \$2,000,000 TOTAL \$2,000,000	\$0 \$0 \$0 \$0	\$0 \$0 \$2,000,000 \$2,000,000	\$0 \$0 \$0 \$0	\$0 \$0 \$0 \$0
7262E-23 New	ST. CLAIR COUNTY TRANSIT DISTRICT ELECTRIFICATION OF THE ATS VEHICLE FLEET STUDY FOR CONVERSION OF FLEET - 3 CHARGING STATIONS FOR VEHICLE FLEET LENGTH (mi): 0 AIR QUALITY STAT: Not Regionally Significant PROJ PURPOSE: Sustainable Development	CMAQ	Alternative Fuels Program	PE ROW IMPL Federal: \$664,000 State: \$0 Local: \$166,000	\$0 \$0 \$830,000 TOTAL \$830,000	\$0 \$0 \$830,000 \$830,000	\$0 \$0 \$0 \$0	\$0 \$0 \$0 \$0	\$0 \$0 \$0 \$0
7148-21	ST. CLAIR COUNTY TRANSIT DISTRICT MID-AMERICA METROLINK EXTENSION SCOTT AFB TO MID-AMERICA AIRPORT - EXTEND FRONTAGE RD FROM AIRPORT TO REIDER RD LENGTH (mi): 5 AIR QUALITY STAT: Regionally Significant PROJ PURPOSE: Sustainable Development	STATE	MetroLink Improvements	PE ROW IMPL Federal: \$0 State: \$96,000,000 Local: \$0	\$0 \$0 \$96,000,000 TOTAL \$96,000,000	\$0 \$0 \$96,000,000 \$96,000,000	\$0 \$0 \$0 \$0	\$0 \$0 \$0 \$0	\$0 \$0 \$0 \$0

FISCAL YEARS 2023-2026 TRANSPORTATION IMPROVEMENT PROGRAM

COUNTY: ST. CLAIR

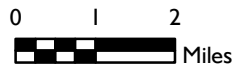
ID	ORGANIZATION NAME/PROJECT TITLE/DESC	FUNDING CAT	IMPROVEMENTS		2023-2026 TOTAL	2023	2024	2025	2026		
7262F-23 New	ST. CLAIR COUNTY TRANSIT DISTRICT/CMT	CMAQ	Education/Marketing Program	PE	\$0	\$0	\$0	\$0	\$0		
	COMMUNITY INITIATIVES & ENGAGEMENT FOR TRANSIT			ROW	\$0	\$0	\$0	\$0	\$0		
	EDUCATION ON MICROTRANSIT REPLACING #14 RT; COMMUNITY			IMPL	\$677,879	\$677,879	\$0	\$0	\$0		
	EDUCATION, AND SOCIAL MARKETING OUTREACH										
	LENGTH (mi): 0			Federal:	\$542,303	TOTAL	\$677,879	\$677,879	\$0	\$0	\$0
	AIR QUALITY STAT: Exempt - 93.126			State:	\$0	ESTIMATED TOTAL PROJECT COST: \$677,879					
PROJ PURPOSE: Congestion	Local:	\$135,576									
7170D-23	SWANSEA - 21-00038-01-BT	TAP-S	Sidewalks Intersection Improvement Lighting	PE	\$0	\$0	\$0	\$0	\$0		
	BOUL AVENUE/IL 159 SIDEWALK			ROW	\$0	\$0	\$0	\$0	\$0		
	BOUL: BOUL AVE TRAIL-IL 159; IL 159: BOUL-TRAILER PK ENT.			IMPL	\$492,536	\$492,536	\$0	\$0	\$0		
	SIDEWALK (5-6') - XING AT IL 159										
	LENGTH (mi): 0.18			Federal:	\$292,182	TOTAL	\$492,536	\$492,536	\$0	\$0	\$0
	AIR QUALITY STAT: Exempt - 93.126			State:	\$0	ESTIMATED TOTAL PROJECT COST: \$577,536					
PROJ PURPOSE: Sustainable Development	Local:	\$200,354									
7215L-25	SWANSEA - 21-00039-00-RS	STP-S	Resurfacing 2 Lane Pvmt	PE	\$0	\$0	\$0	\$0	\$0		
	KINGSBURY DR/KENWOOD DR/GILBERT ST			ROW	\$15,000	\$15,000	\$0	\$0	\$0		
	17TH ST TO KINSELLA AVE			IMPL	\$649,293	\$0	\$0	\$649,293	\$0		
	OVERLAY - SIDEWALK (5')										
	LENGTH (mi): 0.5			Federal:	\$519,434	TOTAL	\$664,293	\$15,000	\$0	\$649,293	\$0
	AIR QUALITY STAT: Exempt - 93.126			State:	\$0	ESTIMATED TOTAL PROJECT COST: \$749,293					
PROJ PURPOSE: Preservation	Local:	\$144,859									

DRAFT

This page intentionally left blank



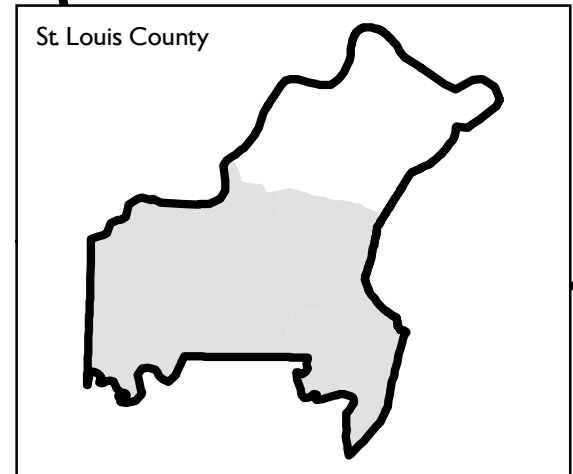
June 2022



DRAFT



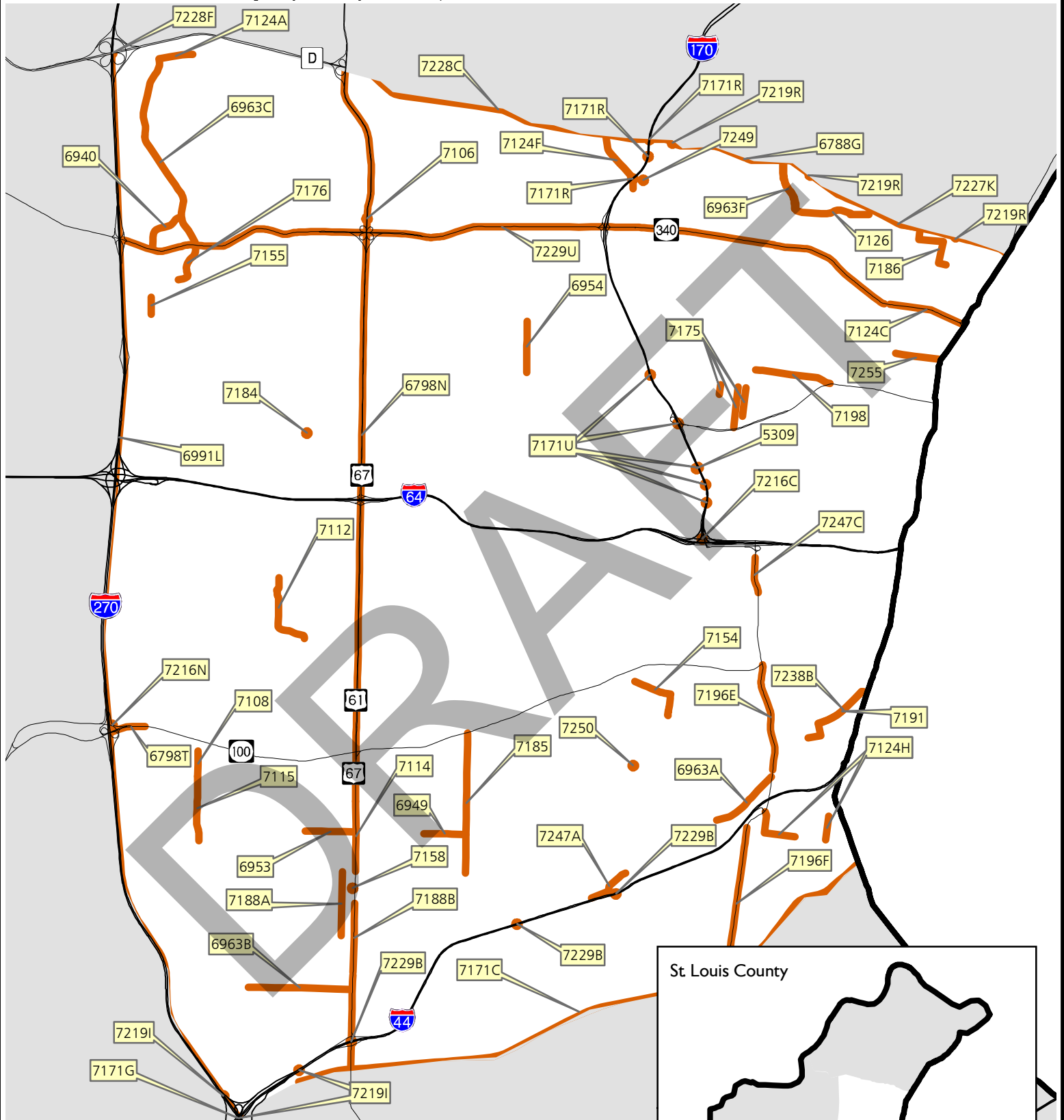
EAST-WEST GATEWAY
Council of Governments



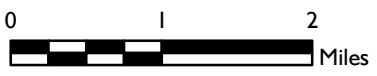
FY 2023 - 2026 TIP

St Louis County (Mid) Projects

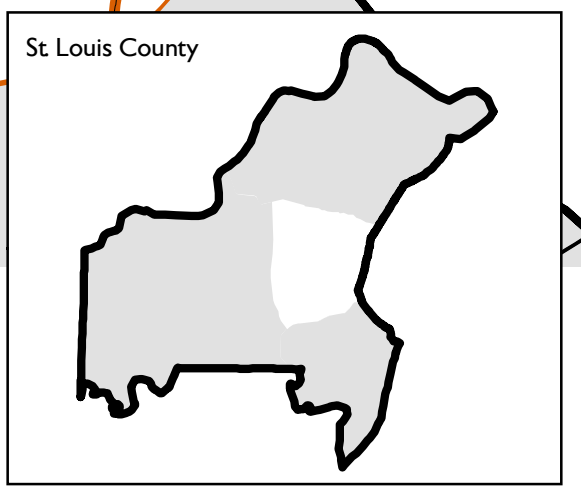
DRAFT



June 2022



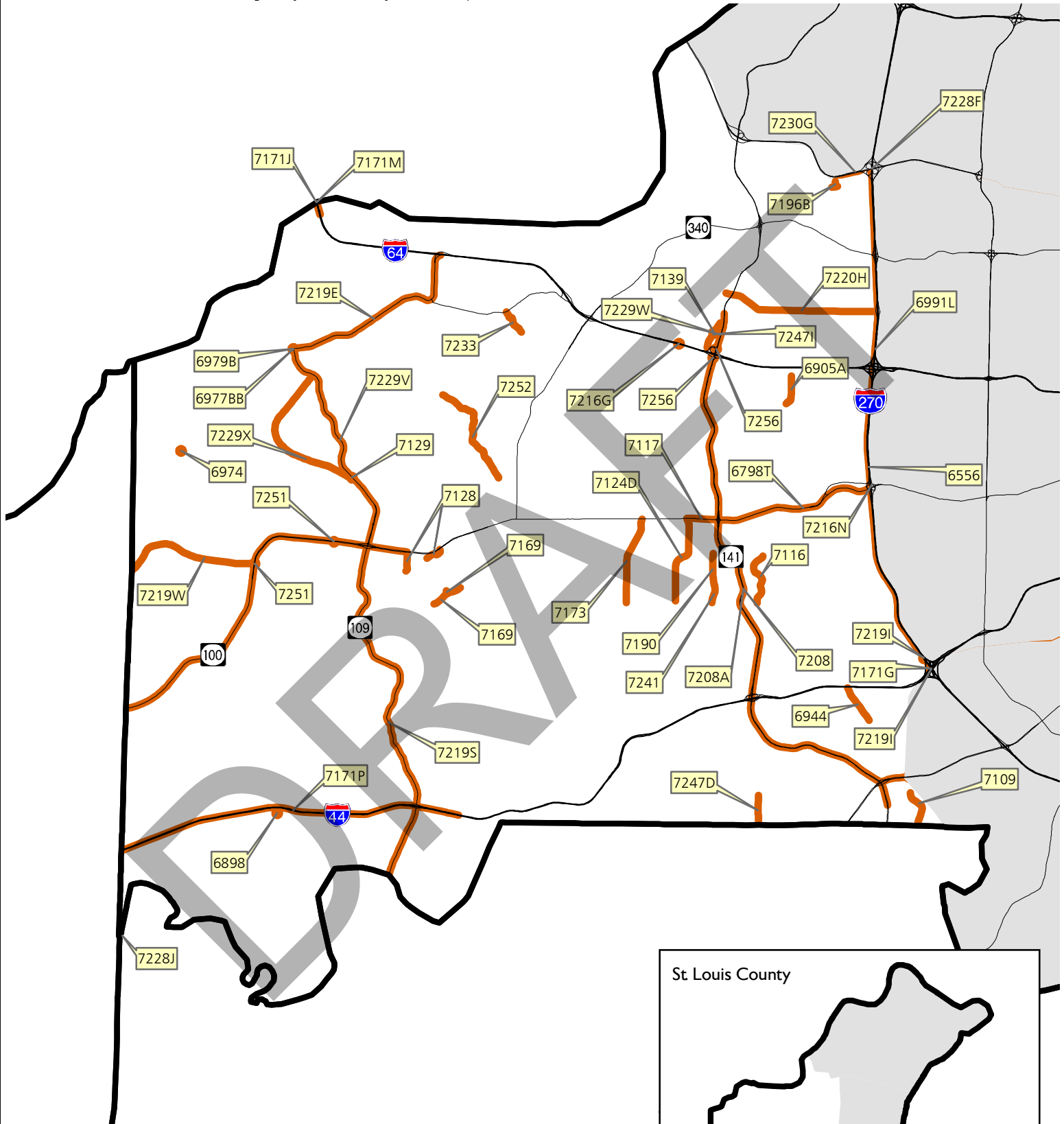
EAST-WEST GATEWAY
Council of Governments



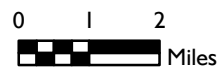
FY 2023 - 2026 TIP

St Louis County (West) Projects

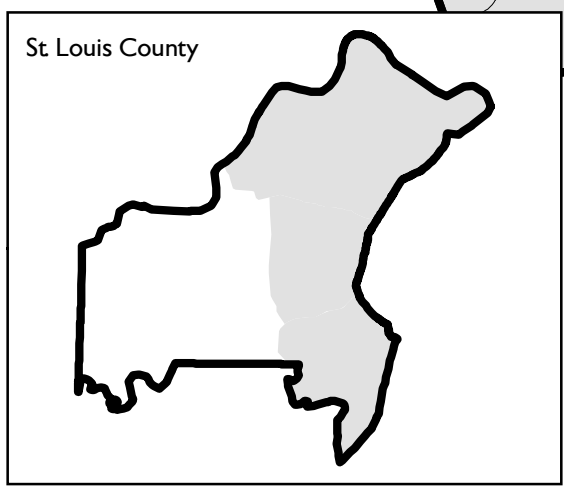
DRAFT



June 2022

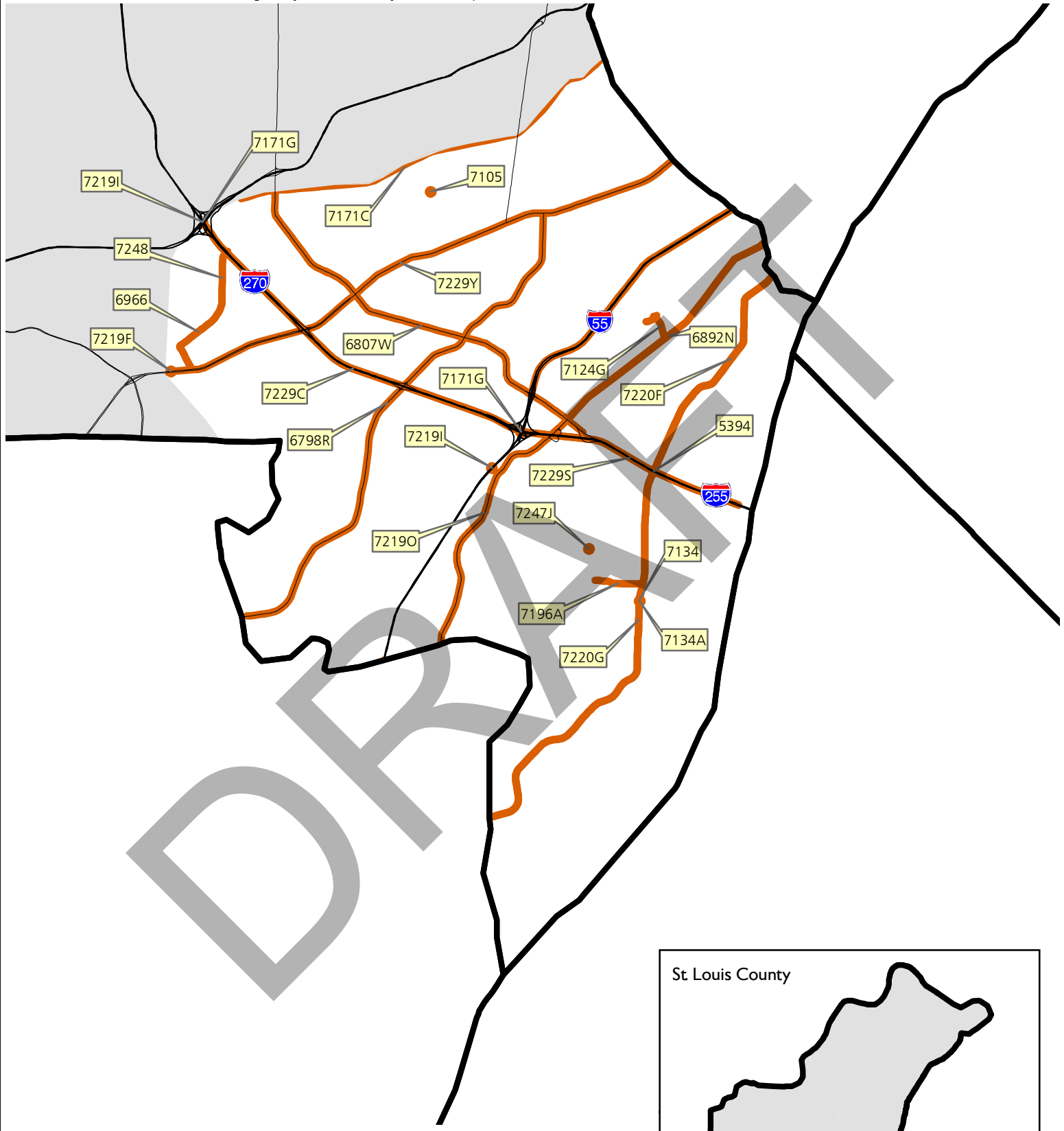


EAST-WEST GATEWAY
Council of Governments

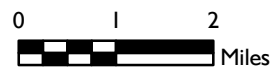


FY 2023 - 2026 TIP St Louis County (South) Projects

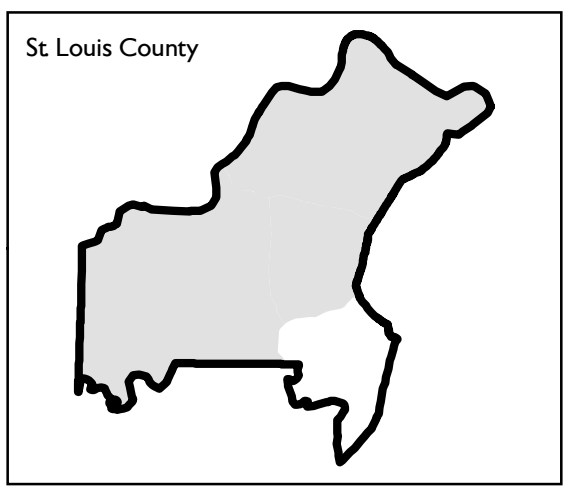
DRAFT



June 2022



EAST-WEST GATEWAY
Council of Governments



FISCAL YEARS 2023-2026 TRANSPORTATION IMPROVEMENT PROGRAM

COUNTY: ST. LOUIS

ID	ORGANIZATION NAME/PROJECT TITLE/DESC	FUNDING CAT	IMPROVEMENTS		2023-2026 TOTAL	2023	2024	2025	2026			
7173-24	BALLWIN - STP-4939(610) RIES ROAD MANCHESTER RD (MO 100) TO BIG BEND RD OVERLAY - CURB RAMPS - LIGHTING LENGTH (mi): 1.8 AIR QUALITY STAT: Exempt - 93.126 PROJ PURPOSE: Preservation	STP-S	Paving Pedestrian Facility Lighting	PE	\$0	\$0	\$0	\$0	\$0			
				ROW	\$0	\$0	\$0	\$0				
				IMPL	\$919,956	\$0	\$919,956	\$0				
				TOTAL	\$919,956	\$0	\$919,956	\$0				
				ESTIMATED TOTAL PROJECT COST:				\$1,005,533				
6996A-20	BERKELEY VEHICLE ACQUISITION TWO (2) WIDE BODY CUTAWAYS LENGTH (mi): 0 AIR QUALITY STAT: Exempt - 93.126 PROJ PURPOSE: Access to Opportunity	S5310	Transit Capital Imps.	PE	\$0	\$0	\$0	\$0	\$0			
				ROW	\$0	\$0	\$0	\$0				
				IMPL	\$135,810	\$135,810	\$0	\$0				
				TOTAL	\$135,810	\$135,810	\$0	\$0				
				ESTIMATED TOTAL PROJECT COST:				\$135,810				
6800B-18	BI-STATE DEVELOPMENT/METRO - TF1800 METROLINK ALIGNMENT AND STATION IMPROVEMENTS METROLINK ALIGNMENT AND STATION IMPROVEMENTS LENGTH (mi): 0 AIR QUALITY STAT: Exempt - 93.126 PROJ PURPOSE: Preservation	S5307	Transit Capital Imps. Traffic Signals MetroLink Improvements	PE	\$0	\$0	\$0	\$0	\$0			
				ROW	\$0	\$0	\$0	\$0				
				IMPL	\$9,320,000	\$4,320,000	\$5,000,000	\$0				
				TOTAL	\$9,320,000	\$4,320,000	\$5,000,000	\$0				
				ESTIMATED TOTAL PROJECT COST:				\$9,320,000				
7104-22	BRECKENRIDGE HILLS - STP-5609(617) ISOLDA AVENUE BRIDGE OVER COLDWATER CREEK REPLACE BRIDGE - SHOULDERS (4') - SIDEWALK (4') LENGTH (mi): 0.1 AIR QUALITY STAT: Exempt - 93.126 PROJ PURPOSE: Preservation	STP-S	Replace Bridge(s) Roadway Shoulders	PE	\$0	\$0	\$0	\$0	\$0			
				ROW	\$0	\$0	\$0	\$0				
				IMPL	\$618,792	\$0	\$618,792	\$0				
				TOTAL	\$618,792	\$0	\$618,792	\$0				
				ESTIMATED TOTAL PROJECT COST:				\$678,792				
7154-22	BRENTWOOD - TAP-5577(638) DEER CREEK GREENWAY CONNECTOR BRENTWOOD: MARSHALL-BRAZEAU;RUSSELL-BW-BREMERTON SHARED USE PATH(12' BW,8' RUSS), SIDEWALK LENGTH (mi): 0.94 AIR QUALITY STAT: Exempt - 93.126 PROJ PURPOSE: Sustainable Development	TAP-S	Bicycle Facilities Pedestrian Facility Intersection Improvement	PE	\$0	\$0	\$0	\$0	\$0			
				ROW	\$0	\$0	\$0	\$0				
				IMPL	\$1,165,262	\$1,165,262	\$0	\$0				
				TOTAL	\$1,165,262	\$1,165,262	\$0	\$0				
				ESTIMATED TOTAL PROJECT COST:				\$1,400,262				

FISCAL YEARS 2023-2026 TRANSPORTATION IMPROVEMENT PROGRAM

COUNTY: ST. LOUIS

ID	ORGANIZATION NAME/PROJECT TITLE/DESC	FUNDING CAT	IMPROVEMENTS		2023-2026 TOTAL	2023	2024	2025	2026
7233-26 New	CHESTERFIELD WILSON AVENUE WILD HORSE CREEK RD TO 1200' SOUTH OF WALNUT HILL FARM DR RECONSTRUCT/RESURFACE - SHOULDERS - SHARED USE PATH (8') LENGTH (mi): 0.54 AIR QUALITY STAT: Exempt - 93.126 PROJ PURPOSE: Preservation	STP-S	Roadway Realignment	PE	\$0	\$0	\$0	\$0	\$0
			Pedestrian Facility	ROW	\$340,000	\$340,000	\$0	\$0	\$0
			Bicycle Facilities	IMPL	\$1,803,100	\$0	\$0	\$0	\$1,803,100
				TOTAL	\$2,143,100	\$340,000	\$0	\$0	\$1,803,100
					Federal: \$1,143,170 State: \$0 Local: \$999,930	ESTIMATED TOTAL PROJECT COST: \$2,438,819			
7175-24	CLAYTON - STP-5438(615) BRENTWOOD/CENTRAL/BEMISTON BW: FORSYTH TO MARYLAND; CENTRAL: MARYLAND TO SHAW BEMISTON: BONHOMME TO MARYLAND - RESURFACING LENGTH (mi): 0.76 AIR QUALITY STAT: Exempt - 93.126 PROJ PURPOSE: Preservation	STP-S	Resurfacing	PE	\$0	\$0	\$0	\$0	\$0
			Pedestrian Facility	ROW	\$40,000	\$40,000	\$0	\$0	\$0
				IMPL	\$1,089,600	\$0	\$1,089,600	\$0	\$0
				TOTAL	\$1,129,600	\$40,000	\$1,089,600	\$0	\$0
					Federal: \$800,000 State: \$0 Local: \$329,600	ESTIMATED TOTAL PROJECT COST: \$1,239,600			
7105-22	CRESTWOOD - STP-5602(624) WHITECLIFF PARK LANE BRIDGE OVER GRAVOIS CREEK REPLACE BRIDGE - SHARED USE PATH (8') LENGTH (mi): 0.1 AIR QUALITY STAT: Exempt - 93.126 PROJ PURPOSE: Preservation	STP-S	Replace Bridge(s)	PE	\$0	\$0	\$0	\$0	\$0
			Bicycle Facilities	ROW	\$0	\$0	\$0	\$0	\$0
			Pedestrian Facility	IMPL	\$1,336,515	\$1,336,515	\$0	\$0	\$0
				TOTAL	\$1,336,515	\$1,336,515	\$0	\$0	\$0
					Federal: \$1,069,212 State: \$0 Local: \$267,303	ESTIMATED TOTAL PROJECT COST: \$1,551,515			
7176-24	CREVE COEUR - STP-5563(603) CRAIG ROAD OLIVE BLVD (MO 340) TO OLD BALLAS RD RESURFACING - SIDEWALKS(6-8') LENGTH (mi): 0.43 AIR QUALITY STAT: Exempt - 93.126 PROJ PURPOSE: Preservation	STP-S	Resurfacing 2 Lane Pvm	PE	\$150,000	\$150,000	\$0	\$0	\$0
			Sidewalks	ROW	\$100,000	\$0	\$100,000	\$0	\$0
			Intersection Improvement	IMPL	\$1,100,000	\$0	\$0	\$1,100,000	\$0
				TOTAL	\$1,350,000	\$150,000	\$100,000	\$1,100,000	\$0
					Federal: \$960,000 State: \$0 Local: \$390,000	ESTIMATED TOTAL PROJECT COST: \$1,350,000			
6940-22	CREVE COEUR - STP-5561(611) NEW BALLAS ROAD, PHASE 1 OLIVE BLVD TO CRAIG RD SLAB REPLACEMENT - DIAMOND GRIND - REPL. SIDEWALK (5') LENGTH (mi): 0.46 AIR QUALITY STAT: Exempt - 93.126 PROJ PURPOSE: Preservation	STP-S	Paving	PE	\$0	\$0	\$0	\$0	\$0
			Sidewalks	ROW	\$0	\$0	\$0	\$0	\$0
				IMPL	\$1,020,000	\$1,020,000	\$0	\$0	\$0
				TOTAL	\$1,020,000	\$1,020,000	\$0	\$0	\$0
					Federal: \$816,000 State: \$0 Local: \$204,000	ESTIMATED TOTAL PROJECT COST: \$1,350,000			

FISCAL YEARS 2023-2026 TRANSPORTATION IMPROVEMENT PROGRAM

COUNTY: ST. LOUIS

ID	ORGANIZATION NAME/PROJECT TITLE/DESC	FUNDING CAT	IMPROVEMENTS		2023-2026 TOTAL	2023	2024	2025	2026
7155-22	CREVE COEUR - TAP-5561(612) NORTH NEW BALLAS SIDEWALK ROCKY DR TO 315' S/O MAGNA CARTA DR SIDEWALK LENGTH (mi): 0.15 AIR QUALITY STAT: Exempt - 93.126 PROJ PURPOSE: Sustainable Development	TAP-S	Sidewalks	PE	\$0	\$0	\$0	\$0	\$0
				ROW	\$0	\$0	\$0	\$0	\$0
				IMPL	\$207,400	\$207,400	\$0	\$0	\$0
				TOTAL	\$207,400	\$207,400	\$0	\$0	\$0
				Federal:	\$165,920				
				State:	\$0				
Local:	\$41,480	ESTIMATED TOTAL PROJECT COST: \$257,400							
7106-23	CREVE COEUR - STP-5526(650) US 67 AT OLD OLIVE STREET RD INTERSECTION IMPROVEMENTS - BIKE/PED XING LENGTH (mi): 0.1 AIR QUALITY STAT: Exempt - 93.126 PROJ PURPOSE: Sustainable Development	STP-S	Bicycle Facilities Pedestrian Facility Intersection Improvement	PE	\$0	\$0	\$0	\$0	\$0
				ROW	\$320,000	\$320,000	\$0	\$0	\$0
				IMPL	\$1,135,250	\$0	\$1,135,250	\$0	\$0
				TOTAL	\$1,455,250	\$320,000	\$1,135,250	\$0	\$0
				Federal:	\$1,164,200				
				State:	\$0				
Local:	\$291,050	ESTIMATED TOTAL PROJECT COST: \$1,455,250							
7178-23	DELLWOOD - STP-4901(649) HUDSON/TRASK HUDSON: W. FLORISSANT TO TRASK; TRASK: HUDSON TO CITY LIM OVERLAY LENGTH (mi): 1.23 AIR QUALITY STAT: Exempt - 93.126 PROJ PURPOSE: Preservation	STP-S	Resurfacing 2 Lane Pvmt	PE	\$85,294	\$85,294	\$0	\$0	\$0
				ROW	\$0	\$0	\$0	\$0	\$0
				IMPL	\$631,177	\$0	\$631,177	\$0	\$0
				TOTAL	\$716,471	\$85,294	\$631,177	\$0	\$0
				Federal:	\$573,177				
				State:	\$0				
Local:	\$143,294	ESTIMATED TOTAL PROJECT COST: \$716,471							
6996F-20	DELLWOOD VEHICLE ACQUISITION ONE (1) 15-PASSENGER VAN LENGTH (mi): 0 AIR QUALITY STAT: Exempt - 93.126 PROJ PURPOSE: Access to Opportunity	S5310	Transit Capital Imps.	PE	\$0	\$0	\$0	\$0	\$0
				ROW	\$0	\$0	\$0	\$0	\$0
				IMPL	\$28,793	\$28,793	\$0	\$0	\$0
				TOTAL	\$28,793	\$28,793	\$0	\$0	\$0
				Federal:	\$23,034				
				State:	\$0				
Local:	\$5,759	ESTIMATED TOTAL PROJECT COST: \$28,793							
7108-22	DES PERES - STP-5555(616) LINDEMANN ROAD MANHATTAN AVE TO KIRKWOOD CITY LIMITS (S/O LILLIAN AVE) RESURFACING - SIDEWALK (6') LENGTH (mi): 0.23 AIR QUALITY STAT: Exempt - 93.126 PROJ PURPOSE: Preservation	STP-S	Resurfacing 2 Lane Pvmt Sidewalks Roadway - Curb & Gutter	PE	\$0	\$0	\$0	\$0	\$0
				ROW	\$35,000	\$35,000	\$0	\$0	\$0
				IMPL	\$324,269	\$0	\$324,269	\$0	\$0
				TOTAL	\$359,269	\$35,000	\$324,269	\$0	\$0
				Federal:	\$287,416				
				State:	\$0				
Local:	\$71,853	ESTIMATED TOTAL PROJECT COST: \$399,151							

FISCAL YEARS 2023-2026 TRANSPORTATION IMPROVEMENT PROGRAM

COUNTY: ST. LOUIS

ID	ORGANIZATION NAME/PROJECT TITLE/DESC	FUNDING CAT	IMPROVEMENTS		2023-2026 TOTAL	2023	2024	2025	2026
6898-22 New	EUREKA - STP-4901(644) ALLENTON ROAD BRIDGE OVER UNION PACIFIC RAILROAD REPLACE BRIDGE - SHARED USE PATH (8') LENGTH (mi): 0.1 AIR QUALITY STAT: Exempt - 93.126 PROJ PURPOSE: Preservation	STP-S	Replace Bridge(s) Bicycle Facilities Pedestrian Facility	PE	\$0	\$0	\$0	\$0	\$0
				ROW	\$0	\$0	\$0	\$0	\$0
				IMPL	\$6,824,260	\$0	\$0	\$0	\$6,824,260
				TOTAL	\$6,824,260	\$0	\$0	\$0	\$6,824,260
				Federal:	\$3,412,130				
				State:	\$0				
Local:	\$3,412,130								
					ESTIMATED TOTAL PROJECT COST: \$6,976,092				
6944-21	FENTON - STP-4989(615) LARKIN WILLIAMS ROAD SOUTH HIGHWAY DR TO WOLFNER DR WHITETOPPING - SIDEWALK (5') LENGTH (mi): 0.8 AIR QUALITY STAT: Exempt - 93.126 PROJ PURPOSE: Preservation	STP-S	Resurfacing Sidewalks	PE	\$0	\$0	\$0	\$0	\$0
				ROW	\$0	\$0	\$0	\$0	\$0
				IMPL	\$1,446,112	\$1,446,112	\$0	\$0	\$0
				TOTAL	\$1,446,112	\$1,446,112	\$0	\$0	\$0
				Federal:	\$1,156,890				
				State:	\$0				
Local:	\$289,222								
					ESTIMATED TOTAL PROJECT COST: \$1,626,112				
7109-22	FENTON - STP-4989(616) OLD HIGHWAY 141 GRAVOIS RD TO COUNTY LINE RESURFACING - CURB RAMPS LENGTH (mi): 0.8 AIR QUALITY STAT: Exempt - 93.126 PROJ PURPOSE: Preservation	STP-S	Resurfacing Pedestrian Facility	PE	\$0	\$0	\$0	\$0	\$0
				ROW	\$0	\$0	\$0	\$0	\$0
				IMPL	\$495,599	\$0	\$495,599	\$0	\$0
				TOTAL	\$495,599	\$0	\$495,599	\$0	\$0
				Federal:	\$396,479				
				State:	\$0				
Local:	\$99,120								
					ESTIMATED TOTAL PROJECT COST: \$495,599				
7179-23	FERGUSON - STP-5583(610) ROBERT AVENUE N. FLORISSANT RD TO N. ELIZABETH AVE RECONSTRUCT - UPGRADE SIDEWALKS (5') LENGTH (mi): 0.49 AIR QUALITY STAT: Exempt - 93.126 PROJ PURPOSE: Preservation	STP-S	Roadway Reconstruction Sidewalks	PE	\$155,901	\$155,901	\$0	\$0	\$0
				ROW	\$55,000	\$0	\$55,000	\$0	\$0
				IMPL	\$1,185,941	\$0	\$0	\$1,185,941	\$0
				TOTAL	\$1,396,842	\$155,901	\$55,000	\$1,185,941	\$0
				Federal:	\$1,117,474				
				State:	\$0				
Local:	\$279,368								
					ESTIMATED TOTAL PROJECT COST: \$1,396,842				
6945-21	FERGUSON - STP-5583(609) S. DADE AVENUE AIRPORT RD TO SUBURBAN AVE RESURFACING - CURB RAMPS LENGTH (mi): 0.9 AIR QUALITY STAT: Exempt - 93.126 PROJ PURPOSE: Preservation	STP-S	Resurfacing 2 Lane Pvm Sidewalks	PE	\$0	\$0	\$0	\$0	\$0
				ROW	\$0	\$0	\$0	\$0	\$0
				IMPL	\$571,623	\$571,623	\$0	\$0	\$0
				TOTAL	\$571,623	\$571,623	\$0	\$0	\$0
				Federal:	\$457,298				
				State:	\$0				
Local:	\$114,325								
					ESTIMATED TOTAL PROJECT COST: \$675,178				

FISCAL YEARS 2023-2026 TRANSPORTATION IMPROVEMENT PROGRAM

COUNTY: ST. LOUIS

ID	ORGANIZATION NAME/PROJECT TITLE/DESC	FUNDING CAT	IMPROVEMENTS		2023-2026 TOTAL	2023	2024	2025	2026			
7181-23	FLORISSANT - STP-4901(650) MULLANPHY ROAD, PHASE 1 PATTERSON RD TO FERNBROOK DR RESURFACING - SIDEWALK (5') --VESPER TO FERNBROOK LENGTH (mi): 0.45 AIR QUALITY STAT: Exempt - 93.126 PROJ PURPOSE: Preservation	STP-S	Resurfacing 2 Lane Pvmnt Sidewalks Pedestrian Facility	PE	\$73,000	\$73,000	\$0	\$0	\$0			
				ROW	\$78,000	\$0	\$78,000	\$0	\$0			
				IMPL	\$675,000	\$0	\$0	\$675,000	\$0			
				TOTAL	\$826,000	\$73,000	\$78,000	\$675,000	\$0			
								ESTIMATED TOTAL PROJECT COST: \$826,000				
7236-23 New	FLORISSANT MULLANPHY ROAD, PHASE 2 SHACKELFORD RD TO FERNBROOK DR RESURFACING - SIDEWALK (FERNBROOK TO LOVELAND-5') LENGTH (mi): 0.6 AIR QUALITY STAT: Exempt - 93.126 PROJ PURPOSE: Preservation	STP-S	Resurfacing 2 Lane Pvmnt	PE	\$92,690	\$92,690	\$0	\$0	\$0			
				ROW	\$75,000	\$0	\$75,000	\$0	\$0			
				IMPL	\$815,677	\$0	\$0	\$815,677	\$0			
				TOTAL	\$983,367	\$92,690	\$75,000	\$815,677	\$0			
								ESTIMATED TOTAL PROJECT COST: \$983,367				
7264Q-23 New	FLORISSANT OPERATING ASSISTANCE ONE YEAR OPERATING EXPENSES LENGTH (mi): 0 AIR QUALITY STAT: Exempt - 93.126 PROJ PURPOSE: Access to Opportunity	S5310	Transit Operating Asst.	PE	\$0	\$0	\$0	\$0	\$0			
				ROW	\$0	\$0	\$0	\$0	\$0			
				IMPL	\$190,318	\$190,318	\$0	\$0	\$0			
				TOTAL	\$190,318	\$190,318	\$0	\$0	\$0			
								ESTIMATED TOTAL PROJECT COST: \$190,318				
7111-22	FLORISSANT - STP-5622(603) RUE ST. DENIS, PHASE 2 N. LAFAYETTE ST TO N. NEW FLORISSANT RD RESURFACING - SIDEWALK (5-6') LENGTH (mi): 0.27 AIR QUALITY STAT: Exempt - 93.126 PROJ PURPOSE: Preservation	STP-S	Resurfacing 2 Lane Pvmnt Sidewalks Roadway - Curb & Gutter	PE	\$0	\$0	\$0	\$0	\$0			
				ROW	\$69,000	\$69,000	\$0	\$0	\$0			
				IMPL	\$885,000	\$0	\$885,000	\$0	\$0			
				TOTAL	\$954,000	\$69,000	\$885,000	\$0	\$0			
								ESTIMATED TOTAL PROJECT COST: \$1,049,000				
7264R-23 New	FLORISSANT VEHICLE ACQUISITION TWO WIDE BODY CUTAWAYS LENGTH (mi): 0 AIR QUALITY STAT: Exempt - 93.126 PROJ PURPOSE: Access to Opportunity	S5310	Transit Capital Imps.	PE	\$0	\$0	\$0	\$0	\$0			
				ROW	\$0	\$0	\$0	\$0	\$0			
				IMPL	\$202,910	\$202,910	\$0	\$0	\$0			
				TOTAL	\$202,910	\$202,910	\$0	\$0	\$0			
								ESTIMATED TOTAL PROJECT COST: \$202,910				

FISCAL YEARS 2023-2026 TRANSPORTATION IMPROVEMENT PROGRAM

COUNTY: ST. LOUIS

ID	ORGANIZATION NAME/PROJECT TITLE/DESC	FUNDING CAT	IMPROVEMENTS		2023-2026 TOTAL	2023	2024	2025	2026
7112-22	FRONTENAC - STP-5503(608) GEYER ROAD, PHASE 2 HERMITAGE HILL RD RD TO HUNTLEIGH TRAILS LN RESURFACING - SIDEWALK (6') LENGTH (mi): 1.46 AIR QUALITY STAT: Exempt - 93.126 PROJ PURPOSE: Preservation	STP-S	Resurfacing 2 Lane Pvmnt Sidewalks Roadway - Curb & Gutter	PE	\$0	\$0	\$0	\$0	\$0
				ROW	\$256,000	\$256,000	\$0	\$0	
				IMPL	\$2,760,600	\$0	\$2,760,600	\$0	
				TOTAL	\$3,016,600	\$256,000	\$2,760,600	\$0	
				ESTIMATED TOTAL PROJECT COST: \$3,317,400					
				Federal:	\$2,248,820				
State:	\$0								
Local:	\$767,780								
7184-23	FRONTENAC - STP-5503(609) SPOEDE ROAD BRIDGE OVER DEER CREEK REPLACE BRIDGE - SIDEWALK (6') LENGTH (mi): 0.1 AIR QUALITY STAT: Exempt - 93.126 PROJ PURPOSE: Preservation	STP-S	Replace Bridge(s) Sidewalks	PE	\$0	\$0	\$0	\$0	\$0
				ROW	\$15,000	\$15,000	\$0	\$0	
				IMPL	\$837,950	\$0	\$837,950	\$0	
				TOTAL	\$852,950	\$15,000	\$837,950	\$0	
				ESTIMATED TOTAL PROJECT COST: \$852,950					
				Federal:	\$682,360				
State:	\$0								
Local:	\$170,590								
6949-21	GLENDALE - STP-9901(653) E. ESSEX AVENUE SAPPINGTON RD TO DICKSON ST RESURFACING - SIDEWALK (5') LENGTH (mi): 0.4 AIR QUALITY STAT: Exempt - 93.126 PROJ PURPOSE: Preservation	STP-S	Resurfacing 2 Lane Pvmnt Sidewalks Roadway - Curb & Gutter	PE	\$0	\$0	\$0	\$0	\$0
				ROW	\$0	\$0	\$0	\$0	
				IMPL	\$793,472	\$793,472	\$0	\$0	
				TOTAL	\$793,472	\$793,472	\$0	\$0	
				ESTIMATED TOTAL PROJECT COST: \$973,213					
				Federal:	\$634,777				
State:	\$0								
Local:	\$158,695								
7185-23	GLENDALE - STP-5568(604) SAPPINGTON ROAD MANCHESTER RD (MO 100) TO LOCKWOOD AVE RESURFACING - CURB RAMPS LENGTH (mi): 1.35 AIR QUALITY STAT: Exempt - 93.126 PROJ PURPOSE: Preservation	STP-S	Resurfacing 2 Lane Pvmnt Pedestrian Facility	PE	\$105,600	\$105,600	\$0	\$0	\$0
				ROW	\$32,000	\$0	\$32,000	\$0	
				IMPL	\$967,900	\$0	\$0	\$967,900	
				TOTAL	\$1,105,500	\$105,600	\$32,000	\$967,900	
				ESTIMATED TOTAL PROJECT COST: \$1,105,500					
				Federal:	\$884,400				
State:	\$0								
Local:	\$221,100								
6950-23	GREAT RIVERS GREENWAY - STP-9901(654) MALINE GREENWAY TED JONES TRAIL TO W. FLORISSANT AVE SHARED USE PATH (10') - SIDEWALK (5') LENGTH (mi): 1.5 AIR QUALITY STAT: Exempt - 93.126 PROJ PURPOSE: Sustainable Development	STP-S	Bicycle Facilities Pedestrian Facility Traffic Signals	PE	\$0	\$0	\$0	\$0	\$0
				ROW	\$0	\$0	\$0	\$0	
				IMPL	\$9,200,000	\$9,200,000	\$0	\$0	
				TOTAL	\$9,200,000	\$9,200,000	\$0	\$0	
				ESTIMATED TOTAL PROJECT COST: \$10,126,000					
				Federal:	\$2,000,000				
State:	\$0								
Local:	\$7,200,000								

FISCAL YEARS 2023-2026 TRANSPORTATION IMPROVEMENT PROGRAM

COUNTY: ST. LOUIS

ID	ORGANIZATION NAME/PROJECT TITLE/DESC	FUNDING CAT	IMPROVEMENTS		2023-2026 TOTAL	2023	2024	2025	2026			
6950A-23	GREAT RIVERS GREENWAY - STP-9901(654) MALINE GREENWAY TED JONES TRAIL TO W. FLORISSANT AVE SHARED USE PATH, SIDEWALK - SEC. 1702 # 1958 - MO 116 LENGTH (mi): 1.5 AIR QUALITY STAT: Exempt - 93.126 PROJ PURPOSE: Sustainable Development	HPP	Bicycle Facilities Pedestrian Facility Traffic Signals	PE	\$0	\$0	\$0	\$0	\$0			
				ROW	\$0	\$0	\$0	\$0	\$0			
				IMPL	\$629,930	\$629,930	\$0	\$0	\$0			
				TOTAL	\$629,930	\$629,930	\$0	\$0	\$0			
				ESTIMATED TOTAL PROJECT COST:				\$629,930				
				Federal:	\$503,944							
				State:	\$0							
		Local:	\$125,986									
7186-25	GREAT RIVERS GREENWAY - STP-9901(666) ST. VINCENT GREENWAY WERLEY AVE TO ST. CHARLES ROCK RD SHARED USE PATH (8-12') LENGTH (mi): 1.74 AIR QUALITY STAT: Exempt - 93.126 PROJ PURPOSE: Sustainable Development	STP-S	Bicycle Facilities Pedestrian Facility	PE	\$716,813	\$716,813	\$0	\$0	\$0			
				ROW	\$91,500	\$0	\$91,500	\$0	\$0			
				IMPL	\$6,049,250	\$0	\$0	\$6,049,250	\$0			
				TOTAL	\$6,857,563	\$716,813	\$91,500	\$6,049,250	\$0			
				ESTIMATED TOTAL PROJECT COST:				\$6,857,563				
				Federal:	\$2,750,000							
				State:	\$0							
		Local:	\$4,107,563									
6900-20	HAZELWOOD - STP-5408(608) PHANTOM DRIVE MISSOURI BOTTOM RD TO JAMES S. MCDONNELL BLVD LN REDUCTION 4 TO 2 LNS - TURN LANES - SIDEWALK (6') LENGTH (mi): 0.67 AIR QUALITY STAT: Not Regionally Significant PROJ PURPOSE: Preservation	STP-S	Roadway Reconstruction Sidewalks Left-turn lanes	PE	\$0	\$0	\$0	\$0	\$0			
				ROW	\$0	\$0	\$0	\$0	\$0			
				IMPL	\$3,856,155	\$3,856,155	\$0	\$0	\$0			
				TOTAL	\$3,856,155	\$3,856,155	\$0	\$0	\$0			
				ESTIMATED TOTAL PROJECT COST:				\$4,252,755				
				Federal:	\$1,928,078							
				State:	\$0							
		Local:	\$1,928,077									
7239-24 New	HAZELWOOD TESON ROAD HOWDERSHELL RD TO AUBUCHON RD RESURFACING - SIDEWALK(5') - CHATILION TO TESON GARDEN LENGTH (mi): 2.2 AIR QUALITY STAT: Exempt - 93.126 PROJ PURPOSE: Preservation	STP-S	Resurfacing 2 Lane Pvmt Widening to 12' Lanes Sidewalks	PE	\$327,500	\$0	\$327,500	\$0	\$0			
				ROW	\$60,000	\$0	\$0	\$60,000	\$0			
				IMPL	\$3,602,120	\$0	\$0	\$0	\$3,602,120			
				TOTAL	\$3,989,620	\$0	\$327,500	\$60,000	\$3,602,120			
				ESTIMATED TOTAL PROJECT COST:				\$3,989,620				
				Federal:	\$1,994,810							
				State:	\$0							
		Local:	\$1,994,810									
6888G-18	HAZELWOOD VEHICLE ACQUISITION ONE (1) WIDE BODY CUTAWAY REPLACEMENT LENGTH (mi): 0 AIR QUALITY STAT: Exempt - 93.126 PROJ PURPOSE: Access to Opportunity	S5310	Transit Capital Imps.	PE	\$0	\$0	\$0	\$0	\$0			
				ROW	\$0	\$0	\$0	\$0	\$0			
				IMPL	\$57,831	\$57,831	\$0	\$0	\$0			
				TOTAL	\$57,831	\$57,831	\$0	\$0	\$0			
				ESTIMATED TOTAL PROJECT COST:				\$57,831				
				Federal:	\$46,264							
				State:	\$0							
		Local:	\$11,567									

FISCAL YEARS 2023-2026 TRANSPORTATION IMPROVEMENT PROGRAM

COUNTY: ST. LOUIS

ID	ORGANIZATION NAME/PROJECT TITLE/DESC	FUNDING CAT	IMPROVEMENTS		2023-2026 TOTAL	2023	2024	2025	2026
7152C-21	ITN GATEWAY - ST. LOUIS OPERATING ASSISTANCE ONE YEAR OPERATING ASSISTANCE LENGTH (mi): 0 AIR QUALITY STAT: Exempt - 93.126 PROJ PURPOSE: Access to Opportunity	S5310	Transit Operating Asst.	PE	\$0	\$0	\$0	\$0	\$0
				ROW	\$0	\$0	\$0	\$0	\$0
				IMPL	\$58,700	\$58,700	\$0	\$0	\$0
				TOTAL	\$58,700	\$58,700	\$0	\$0	\$0
				ESTIMATED TOTAL PROJECT COST:				\$58,700	
7158-22	KIRKWOOD - TAP-5502(613) HISTORIC AMTRAK STATION RESTORATION RESTORATION OF TRAIN STATION CONST. IN 1893 ADA COMPLIANCE - EXTERIOR - PLATFORM COVER LENGTH (mi): 0 AIR QUALITY STAT: Exempt - 93.126 PROJ PURPOSE: Sustainable Development	TAP-S	Miscellaneous	PE	\$0	\$0	\$0	\$0	\$0
				ROW	\$0	\$0	\$0	\$0	\$0
				IMPL	\$4,247,537	\$0	\$4,247,537	\$0	\$0
				TOTAL	\$4,247,537	\$0	\$4,247,537	\$0	\$0
				ESTIMATED TOTAL PROJECT COST:				\$4,607,498	
7114-22	KIRKWOOD - STP-5502(611) KIRKWOOD ROAD, PHASE 1 100' S/O SWAN AVE TO ADAMS AVE RESURFACING - UPGRADE SIDEWALKS LENGTH (mi): 0.67 AIR QUALITY STAT: Exempt - 93.126 PROJ PURPOSE: Preservation	STP-S	Resurfacing 4 Lane Pvm Sidewalks	PE	\$0	\$0	\$0	\$0	\$0
				ROW	\$117,730	\$117,730	\$0	\$0	\$0
				IMPL	\$1,363,908	\$0	\$1,363,908	\$0	\$0
				TOTAL	\$1,481,638	\$117,730	\$1,363,908	\$0	\$0
				ESTIMATED TOTAL PROJECT COST:				\$1,607,938	
7115-22	KIRKWOOD - STP-5502(612) LINDEMANN ROAD DOUGHERTY FERRY RD TO DES PERES LIMIT (120' S/O MONTOUR) RESURFACING - UPGRADE SIDEWALK (5') - BIKE LANE (5') LENGTH (mi): 0.67 AIR QUALITY STAT: Exempt - 93.126 PROJ PURPOSE: Preservation	STP-S	Resurfacing 2 Lane Pvm Bicycle Facilities Sidewalks	PE	\$0	\$0	\$0	\$0	\$0
				ROW	\$125,000	\$125,000	\$0	\$0	\$0
				IMPL	\$1,441,971	\$0	\$1,441,971	\$0	\$0
				TOTAL	\$1,566,971	\$125,000	\$1,441,971	\$0	\$0
				ESTIMATED TOTAL PROJECT COST:				\$1,687,171	
7188A-23	KIRKWOOD - STP-5502(614) S. CLAY AVENUE ADAMS AVE TO WOODBINE AVE - RAISED INTERSECTIONS AT ARGONNE/JEFFERSON RESURFACING - UPGR SIDEWALKS (5') LENGTH (mi): 0.63 AIR QUALITY STAT: Exempt - 93.126 PROJ PURPOSE: Preservation	STP-S	Resurfacing 2 Lane Pvm Sidewalks Roadway - Curb & Gutter	PE	\$139,000	\$139,000	\$0	\$0	\$0
				ROW	\$125,000	\$0	\$125,000	\$0	\$0
				IMPL	\$1,659,161	\$0	\$0	\$1,659,161	\$0
				TOTAL	\$1,923,161	\$139,000	\$125,000	\$1,659,161	\$0
				ESTIMATED TOTAL PROJECT COST:				\$1,923,161	

FISCAL YEARS 2023-2026 TRANSPORTATION IMPROVEMENT PROGRAM

COUNTY: ST. LOUIS

ID	ORGANIZATION NAME/PROJECT TITLE/DESC	FUNDING CAT	IMPROVEMENTS		2023-2026 TOTAL	2023	2024	2025	2026			
7188B-23	KIRKWOOD - STP-5502(615) S. KIRKWOOD RD, PHASE 2 W. MONROE AVE TO BNSF RR RESURFACING - UPGRADE SIDEWALKS LENGTH (mi): 0.68 AIR QUALITY STAT: Exempt - 93.126 PROJ PURPOSE: Preservation	STP-S	Resurfacing 4 Lane Pvmnt Sidewalks Roadway - Curb & Gutter	PE	\$142,900	\$142,900	\$0	\$0	\$0			
				ROW	\$125,000	\$0	\$125,000	\$0	\$0			
				IMPL	\$1,705,849	\$0	\$0	\$1,705,849	\$0			
				TOTAL	\$1,973,749	\$142,900	\$125,000	\$1,705,849	\$0			
				ESTIMATED TOTAL PROJECT COST:					\$1,973,749			
				Local:	\$394,750							
6953-22	KIRKWOOD - STP-5502(610) W. ESSEX AVENUE KIRKWOOD RD (US 61/67) TO GEYER RD RECONSTRUCTION - REPLACE SIDEWALKS (5') - BIKE LN LENGTH (mi): 0.51 AIR QUALITY STAT: Exempt - 93.126 PROJ PURPOSE: Preservation	STP-S	Roadway Reconstruction Sidewalks Bicycle Facilities	PE	\$0	\$0	\$0	\$0	\$0			
				ROW	\$0	\$0	\$0	\$0	\$0			
				IMPL	\$1,630,000	\$1,630,000	\$0	\$0	\$0			
				TOTAL	\$1,630,000	\$1,630,000	\$0	\$0	\$0			
				ESTIMATED TOTAL PROJECT COST:					\$2,107,000			
				Local:	\$326,000							
6954-22	LADUE - STP-5627(605) DIELMAN ROAD TAMARACK DR TO LADUE RD RESURFACING - SIDEWALK (5') LENGTH (mi): 0.5 AIR QUALITY STAT: Exempt - 93.126 PROJ PURPOSE: Preservation	STP-S	Resurfacing 2 Lane Pvmnt Sidewalks Roadway - Curb & Gutter	PE	\$0	\$0	\$0	\$0	\$0			
				ROW	\$0	\$0	\$0	\$0	\$0			
				IMPL	\$1,145,911	\$1,145,911	\$0	\$0	\$0			
				TOTAL	\$1,145,911	\$1,145,911	\$0	\$0	\$0			
				ESTIMATED TOTAL PROJECT COST:					\$1,375,911			
				Local:	\$229,182							
7190-24	MANCHESTER - STP-5504(605) HANNA ROAD, PHASE 1 HANNAFIELD CT TO BROOKVALE TERRACE MICROSURFACING - UPGRADE SIDEWALKS (5-6) LENGTH (mi): 0.66 AIR QUALITY STAT: Exempt - 93.126 PROJ PURPOSE: Preservation	STP-S	Paving Sidewalks	PE	\$183,000	\$183,000	\$0	\$0	\$0			
				ROW	\$50,000	\$0	\$50,000	\$0	\$0			
				IMPL	\$1,297,700	\$0	\$0	\$1,297,700	\$0			
				TOTAL	\$1,530,700	\$183,000	\$50,000	\$1,297,700	\$0			
				ESTIMATED TOTAL PROJECT COST:					\$1,530,700			
				Local:	\$520,540							
7241-23 New	MANCHESTER HANNA ROAD, PHASE 2 BROOKVALE TERRACE TO BIG BEND RD SIDEWALK UPGRADE (5-6') - OVERLAY LENGTH (mi): 0.38 AIR QUALITY STAT: Exempt - 93.126 PROJ PURPOSE: Preservation	STP-S	Resurfacing 2 Lane Pvmnt Sidewalks	PE	\$149,000	\$149,000	\$0	\$0	\$0			
				ROW	\$70,000	\$0	\$70,000	\$0	\$0			
				IMPL	\$906,000	\$0	\$0	\$906,000	\$0			
				TOTAL	\$1,125,000	\$149,000	\$70,000	\$906,000	\$0			
				ESTIMATED TOTAL PROJECT COST:					\$1,125,000			
				Local:	\$225,000							

FISCAL YEARS 2023-2026 TRANSPORTATION IMPROVEMENT PROGRAM

COUNTY: ST. LOUIS

ID	ORGANIZATION NAME/PROJECT TITLE/DESC	FUNDING CAT	IMPROVEMENTS		2023-2026 TOTAL	2023	2024	2025	2026
7116-23	MANCHESTER - STP-5504(603) LA BONNE PARKWAY BIG BEND RD TO CARMAN RD RECONSTRUCTION - UPGRADE SIDEWALKS (5') LENGTH (mi): 1.2 AIR QUALITY STAT: Exempt - 93.126 PROJ PURPOSE: Preservation	STP-S	Roadway Reconstruction Sidewalks	PE	\$0	\$0	\$0	\$0	\$0
				ROW	\$0	\$0	\$0	\$0	\$0
				IMPL	\$2,324,600	\$2,324,600	\$0	\$0	\$0
				TOTAL	\$2,324,600	\$2,324,600	\$0	\$0	\$0
				Federal:	\$1,098,740				
				State:	\$0				
Local:	\$1,225,860	ESTIMATED TOTAL PROJECT COST: \$2,537,600							
7117-22	MANCHESTER - STP-5504(604) MANCHESTER RD (MO 100) SIDEWALK BAXTER RD TO MO 141 SIDEWALKS (5-6') - PED BRIDGE LENGTH (mi): 0.55 AIR QUALITY STAT: Exempt - 93.126 PROJ PURPOSE: Sustainable Development	STP-S	Sidewalks Bridge(s)	PE	\$0	\$0	\$0	\$0	\$0
				ROW	\$0	\$0	\$0	\$0	\$0
				IMPL	\$839,625	\$839,625	\$0	\$0	\$0
				TOTAL	\$839,625	\$839,625	\$0	\$0	\$0
				Federal:	\$671,700				
				State:	\$0				
Local:	\$167,925	ESTIMATED TOTAL PROJECT COST: \$1,413,625							
7191-23	MAPLEWOOD - STP-9901(667) GREENWOOD BOULEVARD SUSSEX AVE TO CANTERBURY AVE RECONSTRUCTION - SIDEWALK (6-12') LENGTH (mi): 0.55 AIR QUALITY STAT: Exempt - 93.126 PROJ PURPOSE: Preservation	STP-S	Roadway Reconstruction Sidewalks	PE	\$180,000	\$180,000	\$0	\$0	\$0
				ROW	\$40,000	\$0	\$40,000	\$0	\$0
				IMPL	\$1,530,000	\$0	\$0	\$1,530,000	\$0
				TOTAL	\$1,750,000	\$180,000	\$40,000	\$1,530,000	\$0
				Federal:	\$1,400,000				
				State:	\$0				
Local:	\$350,000	ESTIMATED TOTAL PROJECT COST: \$1,750,000							
6956-23	MARYLAND HEIGHTS - STP-5418(619) ADIE ROAD US 67 (LINDBERGH BLVD) TO DORSETT RD RECONSTRUCTION - SIDEWALKS (5') - REPLACE CULVERT LENGTH (mi): 0.35 AIR QUALITY STAT: Exempt - 93.126 PROJ PURPOSE: Preservation	STP-S	Roadway Reconstruction Sidewalks Culvert	PE	\$0	\$0	\$0	\$0	\$0
				ROW	\$0	\$0	\$0	\$0	\$0
				IMPL	\$1,430,000	\$1,430,000	\$0	\$0	\$0
				TOTAL	\$1,430,000	\$1,430,000	\$0	\$0	\$0
				Federal:	\$820,000				
				State:	\$0				
Local:	\$610,000	ESTIMATED TOTAL PROJECT COST: \$1,790,000							
7230C-23 New	MODOT - SL0086 I-170 AT I-270 -- WB I-170 TO TO EB I-270 RAMP BRIDGE REPLACEMENT LENGTH (mi): 0.06 AIR QUALITY STAT: Exempt - 93.126 PROJ PURPOSE: Preservation	NHPP	Replace Bridge(s)	PE	\$3,926,000	\$50,000	\$250,000	\$1,130,000	\$2,496,000
				ROW	\$0	\$0	\$0	\$0	\$0
				IMPL	\$21,757,000	\$0	\$0	\$0	\$21,757,000
				TOTAL	\$25,683,000	\$50,000	\$250,000	\$1,130,000	\$24,253,000
				Federal:	\$20,546,400				
				State:	\$5,136,600				
Local:	\$0	ESTIMATED TOTAL PROJECT COST: \$25,683,000							

FISCAL YEARS 2023-2026 TRANSPORTATION IMPROVEMENT PROGRAM

COUNTY: ST. LOUIS

ID	ORGANIZATION NAME/PROJECT TITLE/DESC	FUNDING CAT	IMPROVEMENTS		2023-2026 TOTAL	2023	2024	2025	2026		
7227A-23 New	MODOT - 6I3624B	NHPP	Replace Bridge(s)	PE	\$512,000	\$25,000	\$150,000	\$337,000	\$0		
	I-170			ROW	\$0	\$0	\$0	\$0	\$0		
	ON RAMP FROM EB I-270 TO EB I-170			IMPL	\$2,123,000	\$0	\$0	\$2,123,000	\$0		
	BRIDGE REPLACEMENT										
	LENGTH (mi): 0.16			Federal:	\$2,371,500	TOTAL	\$2,635,000	\$25,000	\$150,000	\$2,460,000	\$0
	AIR QUALITY STAT: Exempt - 93.126			State:	\$263,500						
	PROJ PURPOSE: Preservation			Local:	\$0	ESTIMATED TOTAL PROJECT COST: \$2,635,000					
5309-11	MODOT - 6I2339	STBG	Land Acquisition	PE	\$7,000	\$7,000	\$0	\$0	\$0		
	I-170			ROW	\$0	\$0	\$0	\$0	\$0		
	NORTH OF CLAYTON RD - CONSTRUCT DRIVEWAY			IMPL	\$86,000	\$86,000	\$0	\$0	\$0		
	TO RESTORE UTILITY ACCESS CUT-OFF BY SOUNDWALL CONSTR.										
	LENGTH (mi): 0.01			Federal:	\$74,400	TOTAL	\$93,000	\$93,000	\$0	\$0	\$0
	AIR QUALITY STAT: Exempt - 93.126			State:	\$18,600	ESTIMATED TOTAL PROJECT COST: \$197,000					
7216B-22	MODOT - 6I3624	NHPP	Rehabilitate Bridge(s)	PE	\$127,000	\$127,000	\$0	\$0	\$0		
	I-170			ROW	\$0	\$0	\$0	\$0	\$0		
	AT EASTBOUND I-270			IMPL	\$836,000	\$836,000	\$0	\$0	\$0		
	BRIDGE REHABILITATIONS										
	LENGTH (mi): 0.82			Federal:	\$866,700	TOTAL	\$963,000	\$963,000	\$0	\$0	\$0
	AIR QUALITY STAT: Exempt - 93.126			State:	\$96,300	ESTIMATED TOTAL PROJECT COST: \$1,013,000					
7171U-22 New	MODOT - 6I3567	NHPP	Rehabilitate Bridge(s)	PE	\$1,279,000	\$102,000	\$200,000	\$300,000	\$677,000		
	I-170			ROW	\$0	\$0	\$0	\$0	\$0		
	AT LADUE, GALLERIA, CLAYTON, BRENTWOOD & FOREST PARK PARKWAY			IMPL	\$9,194,000	\$0	\$0	\$0	\$9,194,000		
	BRIDGE REHABILITATION										
	LENGTH (mi): 0.5			Federal:	\$9,425,700	TOTAL	\$10,473,000	\$102,000	\$200,000	\$300,000	\$9,871,000
	AIR QUALITY STAT: Exempt - 93.126			State:	\$1,047,300	ESTIMATED TOTAL PROJECT COST: \$10,571,000					
	PROJ PURPOSE: Preservation			Local:	\$0						
7171R-22	MODOT - 6I3572	NHPP	Rehabilitate Bridge(s) Bridge Painting	PE	\$1,159,000	\$550,000	\$609,000	\$0	\$0		
	I-170			ROW	\$0	\$0	\$0	\$0	\$0		
	AT PAGE AVE, WOODSON RD, & UNION PACIFIC RAILROAD			IMPL	\$8,397,000	\$0	\$8,397,000	\$0	\$0		
	BRIDGE REHABILITATIONS & PAINTING										
	LENGTH (mi): 0.63			Federal:	\$8,600,400	TOTAL	\$9,556,000	\$550,000	\$9,006,000	\$0	\$0
	AIR QUALITY STAT: Exempt - 93.126			State:	\$955,600	ESTIMATED TOTAL PROJECT COST: \$9,816,000					
PROJ PURPOSE: Preservation	Local:	\$0									

FISCAL YEARS 2023-2026 TRANSPORTATION IMPROVEMENT PROGRAM

COUNTY: ST. LOUIS

ID	ORGANIZATION NAME/PROJECT TITLE/DESC	FUNDING CAT	IMPROVEMENTS		2023-2026 TOTAL	2023	2024	2025	2026
7171H-22	MODOT - 6I3535 I-170 AT WESTBOUND I-270 BRIDGE REHABILITATION LENGTH (mi): 0.47 AIR QUALITY STAT: Exempt - 93.126 PROJ PURPOSE: Preservation	NHPP	Rehabilitate Bridge(s)	PE	\$166,000	\$166,000	\$0	\$0	\$0
				ROW	\$0	\$0	\$0	\$0	\$0
				IMPL	\$1,328,000	\$1,328,000	\$0	\$0	\$0
			Federal: \$1,344,600 State: \$149,400 Local: \$0	TOTAL	\$1,494,000	\$1,494,000	\$0	\$0	\$0
				ESTIMATED TOTAL PROJECT COST: \$1,569,000					
7229S-23	MODOT - SL0074 New I-255 I-55 TO THE MISSISSIPPI RIVER PAVEMENT PRESERVATION TREATMENT LENGTH (mi): 3.37 AIR QUALITY STAT: Exempt - 93.126 PROJ PURPOSE: Preservation	NHPP	Resurfacing	PE	\$601,000	\$30,000	\$100,000	\$100,000	\$371,000
				ROW	\$0	\$0	\$0	\$0	\$0
				IMPL	\$4,792,000	\$0	\$0	\$0	\$4,792,000
			Federal: \$4,853,700 State: \$539,300 Local: \$0	TOTAL	\$5,393,000	\$30,000	\$100,000	\$100,000	\$5,163,000
				ESTIMATED TOTAL PROJECT COST: \$5,393,000					
7229C-23	MODOT - SL0053 New I-270 BETWEEN I-44 AND I-55 BRIDGE REHABILITATIONS LENGTH (mi): 0.4 AIR QUALITY STAT: Exempt - 93.126 PROJ PURPOSE: Preservation	NHPP	Rehabilitate Bridge(s)	PE	\$1,605,000	\$100,000	\$235,000	\$235,000	\$1,035,000
				ROW	\$0	\$0	\$0	\$0	\$0
				IMPL	\$14,894,000	\$0	\$0	\$0	\$14,894,000
			Federal: \$14,849,100 State: \$1,649,900 Local: \$0	TOTAL	\$16,499,000	\$100,000	\$235,000	\$235,000	\$15,929,000
				ESTIMATED TOTAL PROJECT COST: \$16,499,000					
7171Z-22	MODOT - 6I3618 New I-270 AT MO AC CULVERT REHABILITATION LENGTH (mi): 0.1 AIR QUALITY STAT: Exempt - 93.126 PROJ PURPOSE: Preservation	STAC*	Drainage Correction	PE	\$56,000	\$5,000	\$5,000	\$15,000	\$31,000
				ROW	\$74,000	\$0	\$0	\$74,000	\$0
				IMPL	\$178,000	\$0	\$0	\$0	\$178,000
			Federal: \$0 State: \$308,000 Local: \$0	TOTAL	\$308,000	\$5,000	\$5,000	\$89,000	\$209,000
				ESTIMATED TOTAL PROJECT COST: \$313,000					
7171G-22	MODOT - 6I3534 I-270 AT I-55 & I-44 INTERCHANGES BRIDGE REHABILITATION - BRIDGE PAINTING LENGTH (mi): 0.85 AIR QUALITY STAT: Exempt - 93.126 PROJ PURPOSE: Preservation	NHPP	Rehabilitate Bridge(s)	PE	\$819,000	\$819,000	\$0	\$0	\$0
				ROW	\$0	\$0	\$0	\$0	\$0
				IMPL	\$11,782,000	\$11,782,000	\$0	\$0	\$0
			Federal: \$11,340,900 State: \$1,260,100 Local: \$0	TOTAL	\$12,601,000	\$12,601,000	\$0	\$0	\$0
				ESTIMATED TOTAL PROJECT COST: \$12,846,000					

*Refer to Appendix E for details on advanced construction.

FISCAL YEARS 2023-2026 TRANSPORTATION IMPROVEMENT PROGRAM

COUNTY: ST. LOUIS

ID	ORGANIZATION NAME/PROJECT TITLE/DESC	FUNDING CAT	IMPROVEMENTS		2023-2026 TOTAL	2023	2024	2025	2026
7171D-21	MODOT - 6I3020D I-270 LILAC AVE TO MO H ADD LANES AND BRIDGE REPLACEMENT LENGTH (mi): 1.43 AIR QUALITY STAT: Regionally Significant PROJ PURPOSE: Congestion	NHPP	Replace Bridge(s) Widening 4 to 6 Lanes	PE ROW IMPL	\$1,635,000 \$1,000 \$10,961,000	\$50,000 \$0 \$0	\$200,000 \$0 \$0	\$400,000 \$1,000 \$0	\$985,000 \$0 \$10,961,000
			Federal: \$11,337,300 State: \$1,259,700 Local: \$0	TOTAL	\$12,597,000	\$50,000	\$200,000	\$401,000	\$11,946,000
				ESTIMATED TOTAL PROJECT COST: \$13,047,000					
7171X-22	MODOT - 6I3616 I-270 AT MO 180 & MO 370 (SLIDE REPAIR) 180: REPLACE BRIDGE APPROACHES & GUARDRAIL LENGTH (mi): 2.1 AIR QUALITY STAT: Exempt - 93.126 PROJ PURPOSE: Preservation	NHPP	Bridge(s)	PE ROW IMPL	\$236,000 \$0 \$2,081,000	\$236,000 \$0 \$2,081,000	\$0 \$0 \$0	\$0 \$0 \$0	\$0 \$0 \$0
			Federal: \$1,473,300 State: \$843,700 Local: \$0	TOTAL	\$2,317,000	\$2,317,000	\$0	\$0	\$0
				ESTIMATED TOTAL PROJECT COST: \$2,327,000					
7227W-23	MODOT - SL0021 New I-270/DUNN RD I-270: MO 367 TO LILAC AVE; DUNN RD: MO 367 TO RIVERVIEW DR BRIDGE REPLACEMENTS AND REHABILITATIONS, PAVEMENT RESURFACING, UPGRADE SIGN LENGTH (mi): 6.09 AIR QUALITY STAT: Exempt - 93.126 PROJ PURPOSE: Preservation	NHPP	Replace Bridge(s) Rehabilitate Bridge(s) Resurfacing	PE ROW IMPL	\$4,750,000 \$106,000 \$27,865,000	\$10,000 \$0 \$0	\$100,000 \$0 \$0	\$1,500,000 \$106,000 \$0	\$3,140,000 \$0 \$27,865,000
			Federal: \$29,448,900 State: \$3,272,100 Local: \$0	TOTAL	\$32,721,000	\$10,000	\$100,000	\$1,606,000	\$31,005,000
				ESTIMATED TOTAL PROJECT COST: \$32,721,000					
6991L-20	MODOT - 6I3481 I-270/I-255 MISSISSIPPI RIVER TO MISSISSIPPI RIVER REPLACEMENT OF STRUCTURAL STEEL SIGNS LENGTH (mi): 39.46 AIR QUALITY STAT: Exempt - 93.126 PROJ PURPOSE: Safety	NHPP	Signing	PE ROW IMPL	\$817,000 \$0 \$3,895,000	\$817,000 \$0 \$3,895,000	\$0 \$0 \$0	\$0 \$0 \$0	\$0 \$0 \$0
			Federal: \$4,240,800 State: \$471,200 Local: \$0	TOTAL	\$4,712,000	\$4,712,000	\$0	\$0	\$0
				ESTIMATED TOTAL PROJECT COST: \$5,117,000					
7227X-23	MODOT - SL0022 New I-270/MO 370 I-270/MO BOTTOM RAMPS: AT NS RR; MO 370: AT NORFOLK SOUTHERN BRIDGE REHABILITATIONS LENGTH (mi): 0.52 AIR QUALITY STAT: Exempt - 93.126 PROJ PURPOSE: Preservation	NHPP	Rehabilitate Bridge(s)	PE ROW IMPL	\$578,000 \$0 \$3,527,000	\$25,000 \$0 \$0	\$150,000 \$0 \$0	\$403,000 \$0 \$3,527,000	\$0 \$0 \$0
			Federal: \$3,694,500 State: \$410,500 Local: \$0	TOTAL	\$4,105,000	\$25,000	\$150,000	\$3,930,000	\$0
				ESTIMATED TOTAL PROJECT COST: \$4,105,000					

FISCAL YEARS 2023-2026 TRANSPORTATION IMPROVEMENT PROGRAM

COUNTY: ST. LOUIS

ID	ORGANIZATION NAME/PROJECT TITLE/DESC	FUNDING CAT	IMPROVEMENTS		2023-2026 TOTAL	2023	2024	2025	2026		
7229B-23 New	MODOT - SL0052	NHPP	Rehabilitate Bridge(s)	PE	\$706,000	\$50,000	\$150,000	\$506,000	\$0		
	I-44			ROW	\$0	\$0	\$0	\$0	\$0		
	AT LINDBERGH BLVD, BERRY RD, AND ELM AVE			IMPL	\$6,273,000	\$0	\$0	\$6,273,000	\$0		
	BRIDGE REHABILITATIONS										
	LENGTH (mi): 0.11			Federal:	\$6,281,100	TOTAL	\$6,979,000	\$50,000	\$150,000	\$6,779,000	\$0
	AIR QUALITY STAT: Exempt - 93.126			State:	\$697,900	ESTIMATED TOTAL PROJECT COST: \$6,979,000					
PROJ PURPOSE: Preservation	Local:	\$0									
7171P-22	MODOT - 613568	NHPP	Resurfacing Traffic Signals	PE	\$568,000	\$568,000	\$0	\$0	\$0		
	I-44			ROW	\$0	\$0	\$0	\$0	\$0		
	FRANKLIN COUNTY LINE TO WILLIAMS RD			IMPL	\$7,542,000	\$7,542,000	\$0	\$0	\$0		
	PAVEMENT RESURFACING & SIGNAL UPGRADES										
	LENGTH (mi): 10.56			Federal:	\$7,299,000	TOTAL	\$8,110,000	\$8,110,000	\$0	\$0	\$0
	AIR QUALITY STAT: Exempt - 93.126			State:	\$811,000	ESTIMATED TOTAL PROJECT COST: \$8,512,000					
PROJ PURPOSE: Preservation	Local:	\$0									
7219I-22	MODOT - 6S3556	NHPP	Rehabilitate Bridge(s)	PE	\$305,000	\$305,000	\$0	\$0	\$0		
	I-55/I-44/I-270			ROW	\$0	\$0	\$0	\$0	\$0		
	MATTIS AT I-55/ GEYER AT I-44/ CRAGWOLD AT I-270/ 270 AT 44			IMPL	\$1,972,000	\$1,972,000	\$0	\$0	\$0		
	BRIDGE REHABILITATION										
	LENGTH (mi): 0.28			Federal:	\$2,049,300	TOTAL	\$2,277,000	\$2,277,000	\$0	\$0	\$0
	AIR QUALITY STAT: Exempt - 93.126			State:	\$227,700	ESTIMATED TOTAL PROJECT COST: \$2,337,000					
PROJ PURPOSE: Preservation	Local:	\$0									
7216C-22 New	MODOT - 613634	NHPP	Rehabilitate Bridge(s)	PE	\$116,000	\$40,000	\$40,000	\$5,000	\$31,000		
	I-64			ROW	\$0	\$0	\$0	\$0	\$0		
	AT I-170 RAMPS			IMPL	\$413,000	\$0	\$0	\$0	\$413,000		
	BRIDGE REHABILITATION										
	LENGTH (mi): 0.2			Federal:	\$476,100	TOTAL	\$529,000	\$40,000	\$40,000	\$5,000	\$444,000
	AIR QUALITY STAT: Exempt - 93.126			State:	\$52,900	ESTIMATED TOTAL PROJECT COST: \$551,000					
PROJ PURPOSE: Preservation	Local:	\$0									
7171Q-22	MODOT - 613571	NHPP	Bridge Painting	PE	\$1,608,000	\$450,000	\$1,158,000	\$0	\$0		
	I-70			ROW	\$0	\$0	\$0	\$0	\$0		
	AT I-170 INTERCHANGE			IMPL	\$10,183,000	\$0	\$10,183,000	\$0	\$0		
	BRIDGE PAINTING										
	LENGTH (mi): 0.52			Federal:	\$10,611,900	TOTAL	\$11,791,000	\$450,000	\$11,341,000	\$0	\$0
	AIR QUALITY STAT: Not Regionally Significant			State:	\$1,179,100	ESTIMATED TOTAL PROJECT COST: \$11,851,000					
PROJ PURPOSE: Preservation	Local:	\$0									

FISCAL YEARS 2023-2026 TRANSPORTATION IMPROVEMENT PROGRAM

COUNTY: ST. LOUIS

ID	ORGANIZATION NAME/PROJECT TITLE/DESC	FUNDING CAT	IMPROVEMENTS		2023-2026 TOTAL	2023	2024	2025	2026
7229T-23 New	MODOT - SL0075 I-70 0.24 MILES W/O GOODFELLOW BLVD TO KINGSHIGHWAY PAVEMENT RESURFACING/TREATMENT & UPGRADE GUARDRAIL LENGTH (mi): 2.34 AIR QUALITY STAT: Exempt - 93.126 PROJ PURPOSE: Preservation	NHPP	Resurfacing	PE ROW IMPL FEDERAL: \$1,192,500 STATE: \$132,500 LOCAL: \$0	\$203,000 \$0 \$1,122,000 TOTAL \$1,325,000	\$5,000 \$0 \$0 \$5,000	\$100,000 \$0 \$0 \$100,000	\$98,000 \$0 \$1,122,000 \$1,220,000	\$0 \$0 \$0 \$0
					ESTIMATED TOTAL PROJECT COST: \$1,325,000				
7216J-22	MODOT - 613654 I-70 AT I-270 BRIDGE REPLACEMENT LENGTH (mi): 0.2 AIR QUALITY STAT: Exempt - 93.126 PROJ PURPOSE: Preservation	NHFP	Replace Bridge(s)	PE ROW IMPL FEDERAL: \$6,673,500 STATE: \$741,500 LOCAL: \$0	\$1,050,000 \$0 \$6,365,000 TOTAL \$7,415,000	\$50,000 \$0 \$0 \$50,000	\$100,000 \$0 \$0 \$100,000	\$200,000 \$0 \$0 \$200,000	\$700,000 \$0 \$6,365,000 \$7,065,000
					ESTIMATED TOTAL PROJECT COST: \$7,465,000				
7229G-23 New	MODOT - SL0058 I-70 MISSOURI RIVER TO US 67 (LINDBERGH) CORRIDOR IMPROVEMENTS LENGTH (mi): 6.97 AIR QUALITY STAT: Exempt - 93.126 PROJ PURPOSE: Preservation	NHPP	Roadway Improvements	PE ROW IMPL FEDERAL: \$53,034,300 STATE: \$5,892,700 LOCAL: \$0	\$8,750,000 \$21,000 \$50,156,000 TOTAL \$58,927,000	\$500,000 \$0 \$0 \$500,000	\$3,000,000 \$0 \$0 \$3,000,000	\$2,000,000 \$21,000 \$0 \$2,021,000	\$3,250,000 \$0 \$50,156,000 \$53,406,000
					ESTIMATED TOTAL PROJECT COST: \$58,927,000				
7216F-22	MODOT - 613647 I-70 MO 180 TO SPRINGDALE AVE PAVEMENT RESURFACING LENGTH (mi): 5 AIR QUALITY STAT: Exempt - 93.126 PROJ PURPOSE: Preservation	NHPP	Resurfacing	PE ROW IMPL FEDERAL: \$8,039,700 STATE: \$893,300 LOCAL: \$0	\$808,000 \$0 \$8,125,000 TOTAL \$8,933,000	\$808,000 \$0 \$8,125,000 \$8,933,000	\$0 \$0 \$0 \$0	\$0 \$0 \$0 \$0	\$0 \$0 \$0 \$0
					ESTIMATED TOTAL PROJECT COST: \$8,983,000				
7171Y-22	MODOT - 613617 I-70 AT THE I-270 INTERCHANGE REPLACE LIGHTING LENGTH (mi): 1.91 AIR QUALITY STAT: Exempt - 93.126 PROJ PURPOSE: Preservation	NHPP	Lighting	PE ROW IMPL FEDERAL: \$2,056,100 STATE: \$203,900 LOCAL: \$0	\$285,000 \$0 \$1,975,000 TOTAL \$2,260,000	\$50,000 \$0 \$0 \$50,000	\$235,000 \$0 \$1,975,000 \$2,210,000	\$0 \$0 \$0 \$0	\$0 \$0 \$0 \$0
					ESTIMATED TOTAL PROJECT COST: \$2,280,000				

FISCAL YEARS 2023-2026 TRANSPORTATION IMPROVEMENT PROGRAM

COUNTY: ST. LOUIS

ID	ORGANIZATION NAME/PROJECT TITLE/DESC	FUNDING CAT	IMPROVEMENTS		2023-2026 TOTAL	2023	2024	2025	2026
6811B-18	MODOT - 6S3311 I-70 AT MO 180 BRIDGE REPLACEMENT (L0887) & ADD SIDEWALK LENGTH (mi): 0.05 AIR QUALITY STAT: Exempt - 93.126 PROJ PURPOSE: Preservation	NHPP	Replace Bridge(s)	PE	\$1,293,000	\$450,000	\$150,000	\$100,000	\$593,000
				ROW	\$0	\$0	\$0	\$0	
				IMPL	\$7,855,000	\$0	\$0	\$7,855,000	
				TOTAL	\$9,148,000	\$450,000	\$150,000	\$100,000	\$8,448,000
				Federal:	\$7,318,400				
				State:	\$1,829,600				
Local:	\$0				ESTIMATED TOTAL PROJECT COST: \$9,684,000				
7117A-22	MODOT - 6P3602 MO 100 BAXTER RD TO MO 141 PAYMENT TO MANCHESTER TO UPGRADE PEDESTRIAN FACILITIES LENGTH (mi): 0.62 AIR QUALITY STAT: Not Regionally Significant PROJ PURPOSE: Sustainable Development	STAC*	Pedestrian Facility	PE	\$5,000	\$5,000	\$0	\$0	\$0
				ROW	\$0	\$0	\$0	\$0	
				IMPL	\$1,054,000	\$1,054,000	\$0	\$0	
				TOTAL	\$1,059,000	\$1,059,000	\$0	\$0	
				Federal:	\$0				
				State:	\$1,059,000				
Local:	\$0				ESTIMATED TOTAL PROJECT COST: \$1,134,000				
6798T-18	MODOT - 6P3274 MO 100 MO 141 TO NEW BALLAS ROAD PAVEMENT REHABILITATION. INVOLVES BRIDGES A0960, A5016, F0181, F0182 LENGTH (mi): 3.4 AIR QUALITY STAT: Exempt - 93.126 PROJ PURPOSE: Preservation	NHPP	Resurfacing 6 Lane Pvmt	PE	\$1,869,000	\$500,000	\$1,369,000	\$0	\$0
				ROW	\$4,561,000	\$4,561,000	\$0	\$0	
				IMPL	\$17,919,000	\$0	\$17,919,000	\$0	
				TOTAL	\$24,349,000	\$5,061,000	\$19,288,000	\$0	\$0
				Federal:	\$21,914,100				
				State:	\$2,434,900				
Local:	\$0				ESTIMATED TOTAL PROJECT COST: \$24,791,000				
7216N-22	MODOT - 6P3274B MO 100 (WESTBOUND) AT I-270 & DES PERES ROAD BRIDGE REHABILITATION LENGTH (mi): 0.33 AIR QUALITY STAT: Exempt - 93.126 PROJ PURPOSE: Preservation	NHPP	Rehabilitate Bridge(s)	PE	\$261,000	\$80,000	\$181,000	\$0	\$0
				ROW	\$0	\$0	\$0	\$0	
				IMPL	\$1,216,000	\$0	\$1,216,000	\$0	
				TOTAL	\$1,477,000	\$80,000	\$1,397,000	\$0	\$0
				Federal:	\$1,181,600				
				State:	\$295,400				
Local:	\$0				ESTIMATED TOTAL PROJECT COST: \$1,509,000				
7219Q-22	MODOT - 6S3583 MO 109 AT VARIOUS LOCATIONS SIGNAL REPLACEMENTS LENGTH (mi): 1.21 AIR QUALITY STAT: Exempt - 93.126 PROJ PURPOSE: Preservation	STAC*	Traffic Signals	PE	\$138,000	\$138,000	\$0	\$0	\$0
				ROW	\$1,000	\$1,000	\$0	\$0	
				IMPL	\$1,275,000	\$1,275,000	\$0	\$0	
				TOTAL	\$1,414,000	\$1,414,000	\$0	\$0	
				Federal:	\$0				
				State:	\$1,414,000				
Local:	\$0				ESTIMATED TOTAL PROJECT COST: \$1,464,000				

*Refer to Appendix E for details on advanced construction.

FISCAL YEARS 2023-2026 TRANSPORTATION IMPROVEMENT PROGRAM

COUNTY: ST. LOUIS

ID	ORGANIZATION NAME/PROJECT TITLE/DESC	FUNDING CAT	IMPROVEMENTS		2023-2026 TOTAL	2023	2024	2025	2026
6977BB-23	MODOT - 6S3351 MO 109 AT MO CC (WILD HORSE CREEK RD)/S. EATHERTON RD ROUNDBOUT LENGTH (mi): 0.42 AIR QUALITY STAT: Exempt - 93.127 PROJ PURPOSE: Congestion	STBG	Intersection Improvement	PE ROW IMPL Federal: \$835,724 State: \$208,931 Local: \$0	\$259,000 \$0 \$785,655 TOTAL \$1,044,655	\$259,000 \$0 \$785,655 \$1,044,655	\$0 \$0 \$0 \$0	\$0 \$0 \$0 \$0	\$0 \$0 \$0 \$0
					ESTIMATED TOTAL PROJECT COST: \$1,110,500				
7219S-22	MODOT - 6S3595 MO 109 MO 100 TO MO FF PAVEMENT REPAIRS LENGTH (mi): 8.33 AIR QUALITY STAT: Exempt - 93.126 PROJ PURPOSE: Preservation	NHPP	Roadway Improvements	PE ROW IMPL Federal: \$3,649,600 State: \$912,400 Local: \$0	\$574,000 \$0 \$3,988,000 TOTAL \$4,562,000	\$574,000 \$0 \$3,988,000 \$4,562,000	\$0 \$0 \$0 \$0	\$0 \$0 \$0 \$0	\$0 \$0 \$0 \$0
					ESTIMATED TOTAL PROJECT COST: \$4,592,000				
6979B-20	MODOT - 6S3351 MO 109 AT MO CC (WILD HORSE CREEK RD)/S. EATHERTON RD ROUNDBOUT LENGTH (mi): 0.42 AIR QUALITY STAT: Exempt - 93.127 PROJ PURPOSE: Congestion	CMAQ	Intersection Improvement	PE ROW IMPL Federal: \$2,337,076 State: \$584,269 Local: \$0	\$0 \$0 \$2,921,345 TOTAL \$2,921,345	\$0 \$0 \$2,921,345 \$2,921,345	\$0 \$0 \$0 \$0	\$0 \$0 \$0 \$0	\$0 \$0 \$0 \$0
					ESTIMATED TOTAL PROJECT COST: \$4,097,500				
7229V-23 New	MODOT - SL0077 MO 109 MO CC TO MO 100 PAVEMENT RESURFACING LENGTH (mi): 4.73 AIR QUALITY STAT: Exempt - 93.126 PROJ PURPOSE: Preservation	STAC*	Resurfacing	PE ROW IMPL Federal: \$0 State: \$2,388,000 Local: \$0	\$239,000 \$0 \$2,149,000 TOTAL \$2,388,000	\$5,000 \$0 \$0 \$5,000	\$55,000 \$0 \$0 \$55,000	\$179,000 \$0 \$2,149,000 \$2,328,000	\$0 \$0 \$0 \$0
					ESTIMATED TOTAL PROJECT COST: \$2,388,000				
6936F-19	MODOT - 6S3416 MO 115 MO U TO ST LOUIS CITY LIMITS PAVEMENT, SIGNAL, DRAINAGE, AND ADA TRANS. PL IMPR. LENGTH (mi): 1.29 AIR QUALITY STAT: Exempt - 93.126 PROJ PURPOSE: Preservation	NHPP	Resurfacing Traffic Signals Drainage Correction	PE ROW IMPL Federal: \$3,894,400 State: \$973,600 Local: \$0	\$360,000 \$0 \$4,508,000 TOTAL \$4,868,000	\$50,000 \$0 \$0 \$50,000	\$310,000 \$0 \$4,508,000 \$4,818,000	\$0 \$0 \$0 \$0	\$0 \$0 \$0 \$0
					ESTIMATED TOTAL PROJECT COST: \$5,606,000				

*Refer to Appendix E for details on advanced construction.

FISCAL YEARS 2023-2026 TRANSPORTATION IMPROVEMENT PROGRAM

COUNTY: ST. LOUIS

ID	ORGANIZATION NAME/PROJECT TITLE/DESC	FUNDING CAT	IMPROVEMENTS		2023-2026 TOTAL	2023	2024	2025	2026
6936G-19	MODOT - 6S3417 MO 115 I-170 TO HANLEY RD PAVEMENT, DRAINAGE, SIGNAL, & ADA WORK LENGTH (mi): 1.26 AIR QUALITY STAT: Exempt - 93.126 PROJ PURPOSE: Preservation	NHPP	Resurfacing Traffic Signals Pedestrian Facility	PE ROW IMPL	\$1,061,000 \$184,000 \$5,424,000	\$350,000 \$184,000 \$0	\$711,000 \$0 \$5,424,000	\$0 \$0 \$0	\$0 \$0 \$0
			Federal: \$5,335,200 State: \$1,333,800 Local: \$0	TOTAL	\$6,669,000	\$534,000	\$6,135,000	\$0	\$0
					ESTIMATED TOTAL PROJECT COST: \$7,279,000				
7256-23	MODOT New MO 141 AT I-64 INTERCHANGE IMPROVEMENTS TO OFF RAMPS LENGTH (mi): 0.2 AIR QUALITY STAT: Exempt - 93.127 PROJ PURPOSE: Congestion	CMAQ	Interchange Revision	PE ROW IMPL	\$202,800 \$0 \$1,943,500	\$202,800 \$0 \$0	\$0 \$0 \$0	\$0 \$0 \$1,943,500	\$0 \$0 \$0
			Federal: \$1,717,040 State: \$429,260 Local: \$0	TOTAL	\$2,146,300	\$202,800	\$0	\$1,943,500	\$0
					ESTIMATED TOTAL PROJECT COST: \$2,146,300				
7227S-23	MODOT - SL0017 New MO 141 AT CASINO CENTER DRIVE INTERSECTION DRAINAGE UPGRADES LENGTH (mi): 0.3 AIR QUALITY STAT: Exempt - 93.126 PROJ PURPOSE: Preservation	NHPP	Drainage Correction	PE ROW IMPL	\$59,000 \$0 \$291,000	\$20,000 \$0 \$0	\$39,000 \$0 \$291,000	\$0 \$0 \$0	\$0 \$0 \$0
			Federal: \$280,000 State: \$70,000 Local: \$0	TOTAL	\$350,000	\$20,000	\$330,000	\$0	\$0
					ESTIMATED TOTAL PROJECT COST: \$350,000				
7229W-23	MODOT - SL0078 New MO 141 0.1 MILES N/O ST LUKES HOSPITAL RD TO I-64 PAVEMENT RESURFACING LENGTH (mi): 0.94 AIR QUALITY STAT: Exempt - 93.126 PROJ PURPOSE: Preservation	NHPP	Resurfacing	PE ROW IMPL	\$65,000 \$0 \$385,000	\$10,000 \$0 \$0	\$18,000 \$0 \$0	\$37,000 \$0 \$385,000	\$0 \$0 \$0
			Federal: \$360,000 State: \$90,000 Local: \$0	TOTAL	\$450,000	\$10,000	\$18,000	\$422,000	\$0
					ESTIMATED TOTAL PROJECT COST: \$450,000				
7228D-23	MODOT - SL0028 New MO 141 RIDER TRAIL SOUTH TO SOUTH RIVERPORT DR PAVEMENT RESURFACING LENGTH (mi): 1.4 AIR QUALITY STAT: Exempt - 93.126 PROJ PURPOSE: Preservation	NHPP	Resurfacing	PE ROW IMPL	\$601,000 \$0 \$1,560,000	\$50,000 \$0 \$0	\$200,000 \$0 \$0	\$351,000 \$0 \$1,560,000	\$0 \$0 \$0
			Federal: \$1,728,800 State: \$432,200 Local: \$0	TOTAL	\$2,161,000	\$50,000	\$200,000	\$1,911,000	\$0
					ESTIMATED TOTAL PROJECT COST: \$2,161,000				

FISCAL YEARS 2023-2026 TRANSPORTATION IMPROVEMENT PROGRAM

COUNTY: ST. LOUIS

ID	ORGANIZATION NAME/PROJECT TITLE/DESC	FUNDING CAT	IMPROVEMENTS		2023-2026 TOTAL	2023	2024	2025	2026
7228A-23 New	MODOT - SL0025 MO 141 OVER MO 370, AT TAUSSIG AVE, W ST LOUIS MILLS BLVD BRIDGE REHABILITATIONS AND PAINTING LENGTH (mi): 0.23 AIR QUALITY STAT: Exempt - 93.126 PROJ PURPOSE: Preservation	NHPP	Rehabilitate Bridge(s) Bridge Painting	PE ROW IMPL	\$663,000 \$0 \$4,227,000	\$25,000 \$0 \$0	\$165,000 \$0 \$0	\$473,000 \$0 \$4,227,000	\$0 \$0 \$0
			Federal: \$3,912,000 State: \$978,000 Local: \$0	TOTAL	\$4,890,000	\$25,000	\$165,000	\$4,700,000	\$0
					ESTIMATED TOTAL PROJECT COST: \$4,890,000				
7263-25 New	MODOT MO 180 SIGNAL OPTIMIZATION PENNBRIDGE DR TO OGDEN AVE OPTIMIZE 38 SIGNALS ALONG CORRIDOR LENGTH (mi): 9.7 AIR QUALITY STAT: Regionally Significant PROJ PURPOSE: Congestion	CMAQ	Signal Timing Progression	PE ROW IMPL	\$0 \$0 \$1,748,380	\$0 \$0 \$0	\$0 \$0 \$0	\$0 \$0 \$1,748,380	\$0 \$0 \$0
			Federal: \$1,398,704 State: \$349,676 Local: \$0	TOTAL	\$1,748,380	\$0	\$0	\$1,748,380	\$0
					ESTIMATED TOTAL PROJECT COST: \$1,748,380				
6798R-18	MODOT - 6S3283 MO 21 MO 30 TO MERAMEC RIVER PAVEMENT IMPROVEMENTS LENGTH (mi): 19.47 AIR QUALITY STAT: Exempt - 93.126 PROJ PURPOSE: Preservation	NHPP	Resurfacing	PE ROW IMPL	\$2,375,000 \$0 \$32,054,000	\$2,375,000 \$0 \$32,054,000	\$0 \$0 \$0	\$0 \$0 \$0	\$0 \$0 \$0
			Federal: \$27,543,200 State: \$6,885,800 Local: \$0	TOTAL	\$34,429,000	\$34,429,000	\$0	\$0	\$0
					ESTIMATED TOTAL PROJECT COST: \$36,989,000				
7220F-22	MODOT - 6S3631 MO 231 ST LOUIS CITY LIMITS TO FRANRU LANE PAVEMENT & PEDESTRIAN IMPROVEMENTS LENGTH (mi): 2.86 AIR QUALITY STAT: Exempt - 93.126 PROJ PURPOSE: Preservation	STAC*	Resurfacing Pedestrian Facility	PE ROW IMPL	\$676,000 \$1,917,000 \$5,326,000	\$100,000 \$0 \$0	\$125,000 \$1,917,000 \$0	\$451,000 \$0 \$5,326,000	\$0 \$0 \$0
			Federal: \$0 State: \$7,919,000 Local: \$0	TOTAL	\$7,919,000	\$100,000	\$2,042,000	\$5,777,000	\$0
					ESTIMATED TOTAL PROJECT COST: \$8,019,000				
7220G-22	MODOT - 6S3632 MO 231 FRANRU LANE TO THE MERAMEC RIVER PAVEMENT RESURFACING & PEDESTRIAN UPGRADES LENGTH (mi): 7.08 AIR QUALITY STAT: Exempt - 93.126 PROJ PURPOSE: Preservation	STAC*	Resurfacing Pedestrian Facility	PE ROW IMPL	\$1,080,000 \$5,000 \$9,264,000	\$200,000 \$0 \$0	\$181,000 \$5,000 \$0	\$699,000 \$0 \$9,264,000	\$0 \$0 \$0
			Federal: \$0 State: \$10,349,000 Local: \$0	TOTAL	\$10,349,000	\$200,000	\$186,000	\$9,963,000	\$0
					ESTIMATED TOTAL PROJECT COST: \$10,449,000				

*Refer to Appendix E for details on advanced construction.

FISCAL YEARS 2023-2026 TRANSPORTATION IMPROVEMENT PROGRAM

COUNTY: ST. LOUIS

ID	ORGANIZATION NAME/PROJECT TITLE/DESC	FUNDING CAT	IMPROVEMENTS		2023-2026 TOTAL	2023	2024	2025	2026	
6892N-19	MODOT - 6S3397	STAC*	Resurfacing 4 Lane Pvmnt	PE	\$1,053,000	\$378,000	\$675,000	\$0	\$0	
	MO 267		Sidewalks	ROW	\$313,000	\$313,000	\$0	\$0	\$0	
	US 67 TO RIVER CITY BLVD			IMPL	\$8,914,000	\$0	\$8,914,000	\$0	\$0	
	PAVEMENT RESURFACING & ADA TRANSITION PLAN IMPROVEMENTS									
	LENGTH (mi): 3.902		Federal:	\$0	TOTAL	\$10,280,000	\$691,000	\$9,589,000	\$0	\$0
	AIR QUALITY STAT: Exempt - 93.126		State:	\$10,280,000						
	PROJ PURPOSE: Preservation		Local:	\$0	ESTIMATED TOTAL PROJECT COST: \$10,836,000					
7229Y-23	MODOT - SL0081	NHPP	Resurfacing	PE	\$674,000	\$20,000	\$140,000	\$110,000	\$404,000	
	New MO 30			ROW	\$0	\$0	\$0	\$0	\$0	
	MO 141 TO ST LOUIS CITY LIMITS			IMPL	\$5,161,000	\$0	\$0	\$0	\$5,161,000	
	PAVEMENT RESURFACING									
	LENGTH (mi): 9.12		Federal:	\$4,668,000	TOTAL	\$5,835,000	\$20,000	\$140,000	\$110,000	\$5,565,000
	AIR QUALITY STAT: Exempt - 93.126		State:	\$1,167,000						
	PROJ PURPOSE: Preservation		Local:	\$0	ESTIMATED TOTAL PROJECT COST: \$5,835,000					
7219F-22	MODOT - 6S3532	NHPP	Rehabilitate Bridge(s)	PE	\$290,000	\$290,000	\$0	\$0	\$0	
	MO 30			ROW	\$0	\$0	\$0	\$0	\$0	
	OVER THE MERAMEC RIVER			IMPL	\$4,539,000	\$4,539,000	\$0	\$0	\$0	
	BRIDGE REHABILITATION									
	LENGTH (mi): 0.25		Federal:	\$4,346,100	TOTAL	\$4,829,000	\$4,829,000	\$0	\$0	\$0
	AIR QUALITY STAT: Exempt - 93.126		State:	\$482,900						
	PROJ PURPOSE: Preservation		Local:	\$0	ESTIMATED TOTAL PROJECT COST: \$4,869,000					
7229U-23	MODOT - SL0076	NHPP	Resurfacing	PE	\$662,000	\$20,000	\$160,000	\$482,000	\$0	
	New MO 340			ROW	\$0	\$0	\$0	\$0	\$0	
	I-270 TO END OF STATE MAINTENANCE (UCITY)			IMPL	\$5,595,000	\$0	\$0	\$5,595,000	\$0	
	PAVEMENT RESURFACING									
	LENGTH (mi): 7.71		Federal:	\$5,005,600	TOTAL	\$6,257,000	\$20,000	\$160,000	\$6,077,000	\$0
	AIR QUALITY STAT: Exempt - 93.126		State:	\$1,251,400						
	PROJ PURPOSE: Preservation		Local:	\$0	ESTIMATED TOTAL PROJECT COST: \$6,257,000					
7228F-23	MODOT - SL0030	NHPP	Rehabilitate Bridge(s)	PE	\$686,000	\$5,000	\$45,000	\$200,000	\$436,000	
	New MO 364			ROW	\$0	\$0	\$0	\$0	\$0	
	AT I-270			IMPL	\$3,755,000	\$0	\$0	\$0	\$3,755,000	
	BRIDGE REHABILITATION									
	LENGTH (mi): 0.88		Federal:	\$3,552,800	TOTAL	\$4,441,000	\$5,000	\$45,000	\$200,000	\$4,191,000
	AIR QUALITY STAT: Exempt - 93.126		State:	\$888,200						
	PROJ PURPOSE: Preservation		Local:	\$0	ESTIMATED TOTAL PROJECT COST: \$4,441,000					

*Refer to Appendix E for details on advanced construction.

FISCAL YEARS 2023-2026 TRANSPORTATION IMPROVEMENT PROGRAM

COUNTY: ST. LOUIS

ID	ORGANIZATION NAME/PROJECT TITLE/DESC	FUNDING CAT	IMPROVEMENTS		2023-2026 TOTAL	2023	2024	2025	2026
7230G-22 New	MODOT - SL0093 MO 364 I-270 RAMP TO BENNINGTON PLACE DRAINAGE UPGRADES LENGTH (mi): 0 AIR QUALITY STAT: Exempt - 93.126 PROJ PURPOSE: Preservation	NHPP	Drainage Correction	PE ROW IMPL TOTAL ESTIMATED TOTAL PROJECT COST: \$455,000	\$224,000 \$0 \$206,000 \$430,000	\$200,000 \$0 \$0 \$200,000	\$24,000 \$0 \$206,000 \$230,000	\$0 \$0 \$0 \$0	\$0 \$0 \$0 \$0
7229A-23 New	MODOT - SL0051 MO 364 DISCONNECTED SECTIONS OF MO 364, I-64 OR, MO 370, I-44 OR & US 50 PAVEMENT REPAIRS LENGTH (mi): 17.52 AIR QUALITY STAT: Exempt - 93.126 PROJ PURPOSE: Preservation	STAC*	Paving	PE ROW IMPL TOTAL ESTIMATED TOTAL PROJECT COST: \$1,130,000	\$110,000 \$0 \$1,020,000 \$1,130,000	\$110,000 \$0 \$1,020,000 \$1,130,000	\$0 \$0 \$0 \$0	\$0 \$0 \$0 \$0	\$0 \$0 \$0 \$0
7171C-21	MODOT - 6S3582 MO 366 GEYER RD TO ST LOUIS CITY LIMITS PAVEMENT RESURFACING AND ADA TRANSITION PLAN IMPR LENGTH (mi): 6.17 AIR QUALITY STAT: Exempt - 93.126 PROJ PURPOSE: Preservation	NHPP	Resurfacing 4 Lane Pvmt Pedestrian Facility	PE ROW IMPL TOTAL ESTIMATED TOTAL PROJECT COST: \$28,133,000	\$3,140,000 \$2,426,000 \$21,759,000 \$27,325,000	\$1,510,000 \$2,426,000 \$0 \$3,936,000	\$1,630,000 \$0 \$21,759,000 \$23,389,000	\$0 \$0 \$0 \$0	\$0 \$0 \$0 \$0
7217K-22	MODOT - 6P3615 MO 370 OVER COWMIRE CR, FERGUSON LN & MO BOTTOM RD BRIDGE REHABILITATIONS LENGTH (mi): 1.65 AIR QUALITY STAT: Exempt - 93.126 PROJ PURPOSE: Preservation	NHPP	Rehabilitate Bridge(s)	PE ROW IMPL TOTAL ESTIMATED TOTAL PROJECT COST: \$4,475,000	\$533,000 \$0 \$3,892,000 \$4,425,000	\$50,000 \$0 \$0 \$50,000	\$131,000 \$0 \$0 \$131,000	\$352,000 \$0 \$3,892,000 \$4,244,000	\$0 \$0 \$0 \$0
7220H-22	MODOT - 6S3633 MO AB 0.1 MILE W/O MO 141 TO I-270 PAVEMENT RESURFACING & UPGRADE PEDESTRIAN FACILITIES LENGTH (mi): 3.23 AIR QUALITY STAT: Exempt - 93.126 PROJ PURPOSE: Preservation	STAC*	Resurfacing Pedestrian Facility	PE ROW IMPL TOTAL ESTIMATED TOTAL PROJECT COST: \$5,851,000	\$498,000 \$1,176,000 \$4,077,000 \$5,751,000	\$120,000 \$1,176,000 \$0 \$1,296,000	\$378,000 \$0 \$4,077,000 \$4,455,000	\$0 \$0 \$0 \$0	\$0 \$0 \$0 \$0

*Refer to Appendix E for details on advanced construction.

FISCAL YEARS 2023-2026 TRANSPORTATION IMPROVEMENT PROGRAM

COUNTY: ST. LOUIS

ID	ORGANIZATION NAME/PROJECT TITLE/DESC	FUNDING CAT	IMPROVEMENTS		2023-2026 TOTAL	2023	2024	2025	2026
7219M-22	MODOT - 6S3569 MO AC S/O PERSHALL RD TO N/O ST. CYR RD PAVEMENT RESURFACING & UPGRADE PEDESTRIAN FACILITIES LENGTH (mi): 2.42 AIR QUALITY STAT: Exempt - 93.126 PROJ PURPOSE: Preservation	STAC*	Resurfacing Pedestrian Facility	PE ROW IMPL	\$1,407,000 \$622,000 \$9,145,000	\$200,000 \$0 \$0	\$315,000 \$622,000 \$0	\$892,000 \$0 \$9,145,000	\$0 \$0 \$0
			Federal: \$0 State: \$11,174,000 Local: \$0	TOTAL	\$11,174,000	\$200,000	\$937,000	\$10,037,000	\$0
				ESTIMATED TOTAL PROJECT COST: \$11,324,000					
7220K-22	MODOT - 6S3648 MO AC I-270 TO LINDBERGH PAVEMENT RESURFACING LENGTH (mi): 3.3 AIR QUALITY STAT: Exempt - 93.126 PROJ PURPOSE: Preservation	STAC*	Resurfacing	PE ROW IMPL	\$773,000 \$0 \$5,498,000	\$25,000 \$0 \$0	\$50,000 \$0 \$0	\$153,000 \$0 \$0	\$545,000 \$0 \$5,498,000
			Federal: \$0 State: \$6,271,000 Local: \$0	TOTAL	\$6,271,000	\$25,000	\$50,000	\$153,000	\$6,043,000
				ESTIMATED TOTAL PROJECT COST: \$6,296,000					
7229X-23	MODOT - SL0080 New MO BA MO 109 NORTH TO MO 109 SOUTH PAVEMENT RESURFACING LENGTH (mi): 3.38 AIR QUALITY STAT: Exempt - 93.126 PROJ PURPOSE: Preservation	STAC*	Resurfacing 2 Lane Pvmt	PE ROW IMPL	\$149,000 \$0 \$1,376,000	\$10,000 \$0 \$0	\$30,000 \$0 \$0	\$109,000 \$0 \$1,376,000	\$0 \$0 \$0
			Federal: \$0 State: \$1,525,000 Local: \$0	TOTAL	\$1,525,000	\$10,000	\$30,000	\$1,485,000	\$0
				ESTIMATED TOTAL PROJECT COST: \$1,525,000					
7219E-22	MODOT - 6S3493 MO CC MO 109 TO I-64 PAVEMENT RESURFACING LENGTH (mi): 3.86 AIR QUALITY STAT: Exempt - 93.126 PROJ PURPOSE: Preservation	STAC*	Resurfacing	PE ROW IMPL	\$429,000 \$0 \$3,331,000	\$429,000 \$0 \$3,331,000	\$0 \$0 \$0	\$0 \$0 \$0	\$0 \$0 \$0
			Federal: \$0 State: \$3,760,000 Local: \$0	TOTAL	\$3,760,000	\$3,760,000	\$0	\$0	\$0
				ESTIMATED TOTAL PROJECT COST: \$3,787,000					
6788G-17	MODOT - 6S3215 MO D I-170 TO WEST OF PENNSYLVANIA AVE PAVEMENT & ADA TRANSITION PLAN IMPROVEMENTS LENGTH (mi): 2.23 AIR QUALITY STAT: Exempt - 93.126 PROJ PURPOSE: Preservation	NHPP	Resurfacing Pedestrian Facility	PE ROW IMPL	\$1,031,000 \$0 \$9,200,000	\$1,031,000 \$0 \$9,200,000	\$0 \$0 \$0	\$0 \$0 \$0	\$0 \$0 \$0
			Federal: \$8,184,800 State: \$2,046,200 Local: \$0	TOTAL	\$10,231,000	\$10,231,000	\$0	\$0	\$0
				ESTIMATED TOTAL PROJECT COST: \$12,416,000					

*Refer to Appendix E for details on advanced construction.

FISCAL YEARS 2023-2026 TRANSPORTATION IMPROVEMENT PROGRAM

COUNTY: ST. LOUIS

ID	ORGANIZATION NAME/PROJECT TITLE/DESC	FUNDING CAT	IMPROVEMENTS		2023-2026 TOTAL	2023	2024	2025	2026		
7219R-22	MODOT - 6S3592	NHPP	Rehabilitate Bridge(s)	PE	\$335,000	\$335,000	\$0	\$0	\$0		
	MO D			ROW	\$0	\$0	\$0	\$0	\$0		
	BRIDGES B/W BELT WAY DR & OGDEN AVE			IMPL	\$1,969,000	\$1,969,000	\$0	\$0	\$0		
	BRIDGE REHABILITATIONS										
	LENGTH (mi): 0.42			Federal:	\$1,843,200	TOTAL	\$2,304,000	\$2,304,000	\$0	\$0	\$0
	AIR QUALITY STAT: Exempt - 93.126			State:	\$460,800						
	PROJ PURPOSE: Preservation			Local:	\$0	ESTIMATED TOTAL PROJECT COST: \$2,349,000					
7228C-23	MODOT - SL0027	NHPP	Resurfacing	PE	\$588,000	\$25,000	\$150,000	\$413,000	\$0		
	New			ROW	\$0	\$0	\$0	\$0	\$0		
	US 67 TO I-170			IMPL	\$3,672,000	\$0	\$0	\$3,672,000	\$0		
	PAVEMENT RESURFACING										
	LENGTH (mi): 3.19			Federal:	\$3,408,000	TOTAL	\$4,260,000	\$25,000	\$150,000	\$4,085,000	\$0
	AIR QUALITY STAT: Exempt - 93.126			State:	\$852,000						
	PROJ PURPOSE: Preservation			Local:	\$0	ESTIMATED TOTAL PROJECT COST: \$4,260,000					
7220B-22	MODOT - 6S3626	NHPP	Replace Bridge(s)	PE	\$1,267,000	\$100,000	\$300,000	\$867,000	\$0		
	MO D			ROW	\$0	\$0	\$0	\$0	\$0		
	OVER US 67			IMPL	\$7,218,000	\$0	\$0	\$7,218,000	\$0		
	BRIDGE REPLACEMENT										
	LENGTH (mi): 0.88			Federal:	\$6,788,000	TOTAL	\$8,485,000	\$100,000	\$300,000	\$8,085,000	\$0
	AIR QUALITY STAT: Exempt - 93.126			State:	\$1,697,000						
	PROJ PURPOSE: Preservation			Local:	\$0	ESTIMATED TOTAL PROJECT COST: \$8,685,000					
7227K-23	MODOT - 6S3215B	NHPP	Resurfacing Pedestrian Facility	PE	\$784,000	\$200,000	\$584,000	\$0	\$0		
	New			ROW	\$104,000	\$104,000	\$0	\$0	\$0		
	WEST OF PENNSYLVANIA AVE TO ST LOUIS CITY LIMITS			IMPL	\$5,019,000	\$0	\$5,019,000	\$0	\$0		
	PAVEMENT RESURFACING AND ADA TRANSITION PLAN IMPROVEMENTS										
	LENGTH (mi): 1.42			Federal:	\$4,725,600	TOTAL	\$5,907,000	\$304,000	\$5,603,000	\$0	\$0
	AIR QUALITY STAT: Exempt - 93.126			State:	\$1,181,400						
	PROJ PURPOSE: Preservation			Local:	\$0	ESTIMATED TOTAL PROJECT COST: \$5,907,000					
6992F-20	MODOT - 6S3519	STAC*	Resurfacing Pedestrian Facility	PE	\$840,000	\$300,000	\$540,000	\$0	\$0		
	MO N			ROW	\$65,000	\$65,000	\$0	\$0	\$0		
	DUNN RD TO THROUGHMAN AVE			IMPL	\$4,401,000	\$0	\$4,401,000	\$0	\$0		
	RESURFACING - ADA TRANSITION PLAN UPGRADES										
	LENGTH (mi): 1.71			Federal:	\$0	TOTAL	\$5,306,000	\$365,000	\$4,941,000	\$0	\$0
	AIR QUALITY STAT: Exempt - 93.126			State:	\$5,306,000						
	PROJ PURPOSE: Preservation			Local:	\$0	ESTIMATED TOTAL PROJECT COST: \$5,856,000					

*Refer to Appendix E for details on advanced construction.

FISCAL YEARS 2023-2026 TRANSPORTATION IMPROVEMENT PROGRAM

COUNTY: ST. LOUIS

ID	ORGANIZATION NAME/PROJECT TITLE/DESC	FUNDING CAT	IMPROVEMENTS		2023-2026 TOTAL	2023	2024	2025	2026
6992W-21	MODOT - 6S3599 MO N HAWKESBURY DR TO MO 115 PAVEMENT RESURFACING & ADA TRANSITION PLAN IMPR. LENGTH (mi): 1.9 AIR QUALITY STAT: Exempt - 93.126 PROJ PURPOSE: Preservation	STAC*	Resurfacing 4 Lane Pvmnt Pedestrian Facility Sidewalks	PE	\$794,000	\$273,000	\$521,000	\$0	\$0
				ROW	\$186,000	\$186,000	\$0	\$0	
				IMPL	\$6,321,000	\$0	\$6,321,000	\$0	
				TOTAL	\$7,301,000	\$459,000	\$6,842,000	\$0	
				Federal:	\$0				
				State:	\$7,301,000				
Local:	\$0								
					ESTIMATED TOTAL PROJECT COST: \$7,551,000				
7216P-22	MODOT - 6S3655 MO U WEST FLORISSANT AVE TO WOODROW AVE PAVEMENT RESURFACING LENGTH (mi): 2.29 AIR QUALITY STAT: Exempt - 93.126 PROJ PURPOSE: Preservation	NHPP	Resurfacing	PE	\$614,000	\$50,000	\$50,000	\$75,000	\$439,000
				ROW	\$0	\$0	\$0	\$0	
				IMPL	\$3,701,000	\$0	\$0	\$0	
				TOTAL	\$4,315,000	\$50,000	\$50,000	\$75,000	
				Federal:	\$3,452,000				
				State:	\$863,000				
Local:	\$0								
					ESTIMATED TOTAL PROJECT COST: \$4,340,000				
6992S-21	MODOT - 6P3496B SAFETY IMPROVEMENTS AT VARIOUS LOCATIONS IN ST. LOUIS COUNTY - POTENTIAL DESIGN-BUILD SAFETY PROJECT - STL CO PROVIDE MATCH LENGTH (mi): 0 AIR QUALITY STAT: Exempt - 93.126 PROJ PURPOSE: Safety	HSIP	Miscellaneous	PE	\$330,000	\$330,000	\$0	\$0	\$0
				ROW	\$0	\$0	\$0	\$0	
				IMPL	\$3,520,000	\$3,520,000	\$0	\$0	
				TOTAL	\$3,850,000	\$3,850,000	\$0	\$0	
				Federal:	\$2,000,000				
				State:	\$0				
Local:	\$1,850,000								
					ESTIMATED TOTAL PROJECT COST: \$4,000,000				
7208A-24	MODOT - SL0110 SIGNAL OPTIMIZATION - 2024 MO 141: I-64 TO GRAVOIS BLUFFS LENGTH (mi): 11.5 AIR QUALITY STAT: Regionally Significant PROJ PURPOSE: Congestion	STAC*	Signal Timing Progression	PE	\$2,000	\$1,000	\$1,000	\$0	\$0
				ROW	\$0	\$0	\$0	\$0	
				IMPL	\$0	\$0	\$0	\$0	
				TOTAL	\$2,000	\$1,000	\$1,000	\$0	
				Federal:	\$0				
				State:	\$2,000				
Local:	\$0								
					ESTIMATED TOTAL PROJECT COST: \$2,000				
7208-24	MODOT - SL0110 SIGNAL OPTIMIZATION - 2024 MO 141: I-64 TO GRAVOIS BLUFFS LENGTH (mi): 11.5 AIR QUALITY STAT: Regionally Significant PROJ PURPOSE: Congestion	CMAQ	Signal Timing Progression	PE	\$0	\$0	\$0	\$0	\$0
				ROW	\$0	\$0	\$0	\$0	
				IMPL	\$1,380,300	\$0	\$1,380,300	\$0	
				TOTAL	\$1,380,300	\$0	\$1,380,300	\$0	
				Federal:	\$1,104,240				
				State:	\$276,060				
Local:	\$0								
					ESTIMATED TOTAL PROJECT COST: \$1,380,300				

*Refer to Appendix E for details on advanced construction.

FISCAL YEARS 2023-2026 TRANSPORTATION IMPROVEMENT PROGRAM

COUNTY: ST. LOUIS

ID	ORGANIZATION NAME/PROJECT TITLE/DESC	FUNDING CAT	IMPROVEMENTS		2023-2026 TOTAL	2023	2024	2025	2026
6807W-18	MODOT - 6S3281 US 61 N/O BIG BEND BLVD TO BARRACKSVIEW RD PAVEMENT RESURFACING, SIGNAL RECONSTRUCTION, & ADA TRANSITION PLAN LENGTH (mi): 7.25 AIR QUALITY STAT: Exempt - 93.126 PROJ PURPOSE: Preservation	NHPP	Resurfacing 5 Lane Pvmnt Pedestrian Facility	PE ROW IMPL	\$881,000 \$0 \$12,813,000	\$881,000 \$0 \$12,813,000	\$0 \$0 \$0	\$0 \$0 \$0	\$0 \$0 \$0
			Federal: \$10,955,200 State: \$2,738,800 Local: \$0	TOTAL	\$13,694,000	\$13,694,000	\$0	\$0	\$0
				ESTIMATED TOTAL PROJECT COST: \$15,618,000					
7219O-22	MODOT - 6S3578 US 61 MERAMEC RIVER TO 0.14 MILES N/O LINDBERGH PAVEMENT RESURFACING & PEDESTRIAN UPGRADES LENGTH (mi): 4.45 AIR QUALITY STAT: Exempt - 93.126 PROJ PURPOSE: Preservation	NHPP	Resurfacing Pedestrian Facility	PE ROW IMPL	\$1,638,000 \$356,000 \$10,724,000	\$250,000 \$0 \$0	\$614,000 \$356,000 \$0	\$774,000 \$0 \$10,724,000	\$0 \$0 \$0
			Federal: \$10,174,400 State: \$2,543,600 Local: \$0	TOTAL	\$12,718,000	\$250,000	\$970,000	\$11,498,000	\$0
				ESTIMATED TOTAL PROJECT COST: \$12,828,000					
7220Z-22	MODOT - 6S3669 New US 67 BRIDGE REHABILITATION OVER COLDWATER CREEK AND LYNN HAVEN LANE LENGTH (mi): 0.16 AIR QUALITY STAT: Exempt - 93.126 PROJ PURPOSE: Preservation	NHPP	Rehabilitate Bridge(s)	PE ROW IMPL	\$1,082,000 \$0 \$7,273,000	\$100,000 \$0 \$0	\$250,000 \$0 \$0	\$200,000 \$0 \$0	\$532,000 \$0 \$7,273,000
			Federal: \$6,684,000 State: \$1,671,000 Local: \$0	TOTAL	\$8,355,000	\$100,000	\$250,000	\$200,000	\$7,805,000
				ESTIMATED TOTAL PROJECT COST: \$8,430,000					
7220A-22	MODOT - 6S3625 New US 67 MO AC TO CANDLE LIGHT LANE PAVEMENT RESURFACING & ADA UPGRADES LENGTH (mi): 3.7 AIR QUALITY STAT: Exempt - 93.126 PROJ PURPOSE: Preservation	STAC*	Resurfacing 4 Lane Pvmnt Pedestrian Facility	PE ROW IMPL	\$971,000 \$0 \$6,708,000	\$150,000 \$0 \$0	\$100,000 \$0 \$0	\$200,000 \$0 \$0	\$521,000 \$0 \$6,708,000
			Federal: \$0 State: \$7,679,000 Local: \$0	TOTAL	\$7,679,000	\$150,000	\$100,000	\$200,000	\$7,229,000
				ESTIMATED TOTAL PROJECT COST: \$7,729,000					
7219Z-22	MODOT - 6S3621 US 67 OVER MO 180 BRIDGE REHABILITATION LENGTH (mi): 0.06 AIR QUALITY STAT: Exempt - 93.126 PROJ PURPOSE: Preservation	NHPP	Rehabilitate Bridge(s)	PE ROW IMPL	\$435,000 \$0 \$2,094,000	\$100,000 \$0 \$0	\$335,000 \$0 \$2,094,000	\$0 \$0 \$0	\$0 \$0 \$0
			Federal: \$2,023,200 State: \$505,800 Local: \$0	TOTAL	\$2,529,000	\$100,000	\$2,429,000	\$0	\$0
				ESTIMATED TOTAL PROJECT COST: \$2,539,000					

*Refer to Appendix E for details on advanced construction.

FISCAL YEARS 2023-2026 TRANSPORTATION IMPROVEMENT PROGRAM

COUNTY: ST. LOUIS

ID	ORGANIZATION NAME/PROJECT TITLE/DESC	FUNDING CAT	IMPROVEMENTS		2023-2026 TOTAL	2023	2024	2025	2026		
6798N-18	MODOT - 6S3280	NHPP	Resurfacing 4 Lane Pvmt	PE	\$771,000	\$771,000	\$0	\$0	\$0		
	US 67		Replace Bridge(s)	ROW	\$0	\$0	\$0	\$0	\$0		
	MO D TO SWAN AVE		Pedestrian Facility	IMPL	\$10,118,000	\$10,118,000	\$0	\$0	\$0		
	RESURFACING, BRIDGE REPLACEMENT, & ADA TRANSITION PLAN IMPR.										
	LENGTH (mi):		7.04	Federal:	\$8,711,200	TOTAL	\$10,889,000	\$10,889,000	\$0	\$0	\$0
	AIR QUALITY STAT:		Exempt - 93.126	State:	\$2,177,800	ESTIMATED TOTAL PROJECT COST: \$12,124,000					
	PROJ PURPOSE:		Preservation	Local:	\$0						
7217L-22	MODOT - 6P3623	NHPP	Resurfacing	PE	\$828,000	\$150,000	\$678,000	\$0	\$0		
	US 67		Traffic Signals	ROW	\$0	\$0	\$0	\$0	\$0		
	MO 367 TO MO AC		Pedestrian Facility	IMPL	\$5,680,000	\$0	\$5,680,000	\$0	\$0		
	RESURFACING, REPL SIGNAL, UPGRADE GUARDRAIL & PED FACILITIES										
	LENGTH (mi):		3.93	Federal:	\$5,206,400	TOTAL	\$6,508,000	\$150,000	\$6,358,000	\$0	\$0
	AIR QUALITY STAT:		Exempt - 93.126	State:	\$1,301,600	ESTIMATED TOTAL PROJECT COST: \$6,558,000					
	PROJ PURPOSE:		Preservation	Local:	\$0						
7219J-22	MODOT - 6S3557	NHPP	Resurfacing	PE	\$1,157,000	\$300,000	\$250,000	\$607,000	\$0		
	US 67		Pedestrian Facility	ROW	\$52,000	\$0	\$52,000	\$0	\$0		
	I-70 TO MO D			IMPL	\$7,834,000	\$0	\$0	\$7,834,000	\$0		
	PAVEMENT RESURFACING & UPGRADE PEDESTRIAN FACILITIES										
	LENGTH (mi):		3.44	Federal:	\$7,234,400	TOTAL	\$9,043,000	\$300,000	\$302,000	\$8,441,000	\$0
	AIR QUALITY STAT:		Exempt - 93.126	State:	\$1,808,600	ESTIMATED TOTAL PROJECT COST: \$9,193,000					
	PROJ PURPOSE:		Preservation	Local:	\$0						
7228E-23	MODOT - SL0029	NHPP	Resurfacing	PE	\$690,000	\$70,000	\$200,000	\$420,000	\$0		
	New US 67		Traffic Signals	ROW	\$66,000	\$0	\$66,000	\$0	\$0		
	I-270 TO MISSOURI BOTTOM RD			IMPL	\$3,395,000	\$0	\$0	\$3,395,000	\$0		
	PAVEMENT RESURFACING AND SIGNAL UPGRADES										
	LENGTH (mi):		1.73	Federal:	\$3,320,800	TOTAL	\$4,151,000	\$70,000	\$266,000	\$3,815,000	\$0
	AIR QUALITY STAT:		Exempt - 93.126	State:	\$830,200	ESTIMATED TOTAL PROJECT COST: \$4,151,000					
	PROJ PURPOSE:		Preservation	Local:	\$0						
7106B-22	MODOT - 6S3521	STAC*	Intersection Improvement	PE	\$3,000	\$1,000	\$2,000	\$0	\$0		
	US 67			ROW	\$0	\$0	\$0	\$0	\$0		
	PAYMENT			IMPL	\$870,000	\$0	\$870,000	\$0	\$0		
	PAYMENT TO CREVE COEUR TO SIGNALIZE INTERSECTION										
	LENGTH (mi):		0	Federal:	\$0	TOTAL	\$873,000	\$1,000	\$872,000	\$0	\$0
	AIR QUALITY STAT:		Not Regionally Significant	State:	\$873,000	ESTIMATED TOTAL PROJECT COST: \$1,595,000					
	PROJ PURPOSE:		Sustainable Development	Local:	\$0						

*Refer to Appendix E for details on advanced construction.

FISCAL YEARS 2023-2026 TRANSPORTATION IMPROVEMENT PROGRAM

COUNTY: ST. LOUIS

ID	ORGANIZATION NAME/PROJECT TITLE/DESC	FUNDING CAT	IMPROVEMENTS		2023-2026 TOTAL	2023	2024	2025	2026
6992X-21	MODOT - 6I3573 VARIOUS BRIDGES/CULVERTS ALONG I-170, US 67, MO AC, MO N LENGTH (mi): 0.6 AIR QUALITY STAT: Exempt - 93.126 PROJ PURPOSE: Preservation	STAC*	Bridge(s) Culvert	PE	\$196,000	\$196,000	\$0	\$0	\$0
				ROW	\$0	\$0	\$0	\$0	\$0
				IMPL	\$1,834,000	\$1,834,000	\$0	\$0	\$0
				TOTAL	\$2,030,000	\$2,030,000	\$0	\$0	\$0
				ESTIMATED TOTAL PROJECT COST: \$2,153,000					
7119-22	PINE LAWN - STP-9901(658) NATURAL BRIDGE (MO 115) SIDEWALKS DARDENNE AVE TO AVONDALE AVE SIDEWALKS (5') - LIGHTING - MID BLOCK XINGS LENGTH (mi): 0.7 AIR QUALITY STAT: Exempt - 93.126 PROJ PURPOSE: Sustainable Development	STP-S	Sidewalks Lighting	PE	\$0	\$0	\$0	\$0	\$0
				ROW	\$20,000	\$20,000	\$0	\$0	\$0
				IMPL	\$1,229,250	\$0	\$1,229,250	\$0	\$0
				TOTAL	\$1,249,250	\$20,000	\$1,229,250	\$0	\$0
				ESTIMATED TOTAL PROJECT COST: \$1,357,205					
7124H-22	SHREWSBURY - STP-4901(646) WEIL/WILHUSEN/ST. VINCENT WEIL: SHREWSBURY-WILHUSEN; WILHUSEN: WEIL-LAC. STN ST. VINCENT: WEIL-MURDOCH CUT-OFF - RESURFACING LENGTH (mi): 0.7 AIR QUALITY STAT: Exempt - 93.126 PROJ PURPOSE: Preservation	STP-S	Resurfacing 2 Lane Pvm Pedestrian Facility	PE	\$0	\$0	\$0	\$0	\$0
				ROW	\$0	\$0	\$0	\$0	\$0
				IMPL	\$436,332	\$0	\$436,332	\$0	\$0
				TOTAL	\$436,332	\$0	\$436,332	\$0	\$0
				ESTIMATED TOTAL PROJECT COST: \$495,332					
7196A-23	ST. LOUIS COUNTY - STP-5547(603) BAUMGARTNER ROAD - 2025 TELEGRAPH RD (MO 231) TO OLD BAUMGARTNER RD RESURFACING - CURB RAMPS LENGTH (mi): 0.7 AIR QUALITY STAT: Exempt - 93.126 PROJ PURPOSE: Preservation	STP-S	Resurfacing Pedestrian Facility	PE	\$161,400	\$161,400	\$0	\$0	\$0
				ROW	\$4,400	\$0	\$4,400	\$0	\$0
				IMPL	\$1,220,700	\$0	\$0	\$1,220,700	\$0
				TOTAL	\$1,386,500	\$161,400	\$4,400	\$1,220,700	\$0
				ESTIMATED TOTAL PROJECT COST: \$1,386,500					
7196B-23	ST. LOUIS COUNTY - STP-5559(602) BENNINGTON PLACE - 2025 MARINE AVE TO FEE FEE RD RESURFACING - CURB RAMPS LENGTH (mi): 0.71 AIR QUALITY STAT: Exempt - 93.126 PROJ PURPOSE: Preservation	STP-S	Resurfacing 4 Lane Pvm Pedestrian Facility	PE	\$205,700	\$205,700	\$0	\$0	\$0
				ROW	\$19,700	\$0	\$19,700	\$0	\$0
				IMPL	\$1,556,600	\$0	\$0	\$1,556,600	\$0
				TOTAL	\$1,782,000	\$205,700	\$19,700	\$1,556,600	\$0
				ESTIMATED TOTAL PROJECT COST: \$1,782,000					

*Refer to Appendix E for details on advanced construction.

FISCAL YEARS 2023-2026 TRANSPORTATION IMPROVEMENT PROGRAM

COUNTY: ST. LOUIS

ID	ORGANIZATION NAME/PROJECT TITLE/DESC	FUNDING CAT	IMPROVEMENTS		2023-2026 TOTAL	2023	2024	2025	2026
7247A-24	ST. LOUIS COUNTY New BIG BEND ROAD - 2026 ELM AVE TO I-44 RESURFACING - SIDEWALK UPGRADES - LN REDUCTION (4 TO 2) LENGTH (mi): 0.45 AIR QUALITY STAT: Not Regionally Significant PROJ PURPOSE: Preservation	STP-S	Resurfacing Sidewalks Intersection Improvement	PE ROW IMPL	\$227,100 \$20,300 \$1,718,300	\$0 \$0 \$0	\$227,100 \$0 \$0	\$0 \$20,300 \$0	\$0 \$0 \$1,718,300
			Federal: \$1,572,560 State: \$0 Local: \$393,140	TOTAL	\$1,965,700	\$0	\$227,100	\$20,300	\$1,718,300
					ESTIMATED TOTAL PROJECT COST: \$1,965,700				
6963A-23	ST. LOUIS COUNTY - STP-5537(624) BIG BEND ROAD (EAST) - 2023 LACLEDE STATION RD TO E. LOCKWOOD AVE RESURFACING - CURB RAMPS LENGTH (mi): 0.7 AIR QUALITY STAT: Exempt - 93.126 PROJ PURPOSE: Preservation	STP-S	Resurfacing Pedestrian Facility Traffic Signals	PE ROW IMPL	\$0 \$0 \$1,170,200	\$0 \$0 \$1,170,200	\$0 \$0 \$0	\$0 \$0 \$0	\$0 \$0 \$0
			Federal: \$819,140 State: \$0 Local: \$351,060	TOTAL	\$1,170,200	\$1,170,200	\$0	\$0	\$0
					ESTIMATED TOTAL PROJECT COST: \$1,387,200				
6963B-23	ST. LOUIS COUNTY - STP-5537(625) BIG BEND ROAD (WEST) - 2023 KIRKWOOD RD (US 61/67) TO COUCH AVE RESURFACING - CURB RAMPS LENGTH (mi): 0.93 AIR QUALITY STAT: Exempt - 93.126 PROJ PURPOSE: Preservation	STP-S	Resurfacing 4 Lane Pvm Pedestrian Facility	PE ROW IMPL	\$0 \$0 \$1,909,800	\$0 \$0 \$1,909,800	\$0 \$0 \$0	\$0 \$0 \$0	\$0 \$0 \$0
			Federal: \$1,145,880 State: \$0 Local: \$763,920	TOTAL	\$1,909,800	\$1,909,800	\$0	\$0	\$0
					ESTIMATED TOTAL PROJECT COST: \$2,239,800				
7196C-23	ST. LOUIS COUNTY - STP-5506(604) CHARBONIER ROAD - 2025 HOWDERSHELL/SHACKELFORD TO LINDBERGH (US 67) RESURFACING - CURB RAMPS - SIDEWALK:SCHOOL TO SIGNAL LENGTH (mi): 1.29 AIR QUALITY STAT: Exempt - 93.126 PROJ PURPOSE: Preservation	STP-S	Resurfacing 2 Lane Pvm Pedestrian Facility Sidewalks	PE ROW IMPL	\$257,900 \$18,600 \$1,951,700	\$257,900 \$0 \$0	\$0 \$18,600 \$0	\$0 \$0 \$1,951,700	\$0 \$0 \$0
			Federal: \$1,546,720 State: \$0 Local: \$681,480	TOTAL	\$2,228,200	\$257,900	\$18,600	\$1,951,700	\$0
					ESTIMATED TOTAL PROJECT COST: \$2,228,200				
6963C-23	ST. LOUIS COUNTY - STP-5563(602) CRAIG ROAD - 2023 LACKLAND RD TO OLIVE BLVD (MO 340) RESURFACING - CURB RAMPS - SIGNALS LENGTH (mi): 1.9 AIR QUALITY STAT: Exempt - 93.126 PROJ PURPOSE: Preservation	STP-S	Resurfacing Pedestrian Facility Traffic Signals	PE ROW IMPL	\$0 \$0 \$3,350,400	\$0 \$0 \$3,350,400	\$0 \$0 \$0	\$0 \$0 \$0	\$0 \$0 \$0
			Federal: \$1,340,160 State: \$0 Local: \$2,010,240	TOTAL	\$3,350,400	\$3,350,400	\$0	\$0	\$0
					ESTIMATED TOTAL PROJECT COST: \$3,974,500				

FISCAL YEARS 2023-2026 TRANSPORTATION IMPROVEMENT PROGRAM

COUNTY: ST. LOUIS

ID	ORGANIZATION NAME/PROJECT TITLE/DESC	FUNDING CAT	IMPROVEMENTS		2023-2026 TOTAL	2023	2024	2025	2026	
7247B-24 New	ST. LOUIS COUNTY	STP-S	Resurfacing 2 Lane Pvmnt	PE	\$579,000	\$0	\$579,000	\$0	\$0	
	DORSETT ROAD - 2026		Bicycle Facilities	ROW	\$322,900	\$0	\$0	\$322,900	\$0	
	MARINE AVE TO CALAMAIDE - RESURFACING/UPRG. SIDEWALK		Sidewalks	IMPL	\$4,467,100	\$0	\$0	\$0	\$4,467,100	
	SHARED USE PATH (10') PARKLAND WOODS TO MCKELVEY									
	LENGTH (mi): 1.2		Federal:	\$2,684,500	TOTAL	\$5,369,000	\$0	\$579,000	\$322,900	\$4,467,100
	AIR QUALITY STAT: Exempt - 93.126		State:	\$0	ESTIMATED TOTAL PROJECT COST: \$5,369,000					
PROJ PURPOSE: Preservation	Local:	\$2,684,500								
7196D-23	ST. LOUIS COUNTY - STP-5523(625)	STP-S	Resurfacing 4 Lane Pvmnt	PE	\$393,100	\$393,100	\$0	\$0	\$0	
	DORSETT ROAD (EAST) - 2025		Pedestrian Facility	ROW	\$32,800	\$0	\$32,800	\$0	\$0	
	PROGRESS PKWY TO OLD DORSETT RD			IMPL	\$4,378,100	\$0	\$0	\$4,378,100	\$0	
	RESURFACING - CURB RAMPS									
	LENGTH (mi): 1.08		Federal:	\$2,624,160	TOTAL	\$4,804,000	\$393,100	\$32,800	\$4,378,100	\$0
	AIR QUALITY STAT: Exempt - 93.126		State:	\$0	ESTIMATED TOTAL PROJECT COST: \$4,804,000					
PROJ PURPOSE: Preservation	Local:	\$2,179,840								
6963D-23	ST. LOUIS COUNTY - STP-5515(603)	STP-S	Resurfacing 2 Lane Pvmnt	PE	\$0	\$0	\$0	\$0	\$0	
	FERGUSON AVENUE - 2023		Pedestrian Facility	ROW	\$0	\$0	\$0	\$0	\$0	
	ST. CHARLES ROCK RD (MO 180) TO PAGE AVE (MO D)			IMPL	\$918,900	\$918,900	\$0	\$0	\$0	
	RESURFACING - CURB RAMPS									
	LENGTH (mi): 0.8		Federal:	\$735,120	TOTAL	\$918,900	\$918,900	\$0	\$0	\$0
	AIR QUALITY STAT: Exempt - 93.126		State:	\$0	ESTIMATED TOTAL PROJECT COST: \$1,092,900					
PROJ PURPOSE: Preservation	Local:	\$183,780								
7247C-24 New	ST. LOUIS COUNTY	STP-S	Resurfacing	PE	\$254,100	\$0	\$254,100	\$0	\$0	
	HANLEY ROAD - 2026		Sidewalks	ROW	\$215,300	\$0	\$0	\$215,300	\$0	
	DALE AVE TO W BRUNO AVE		Intersection Improvement	IMPL	\$1,960,500	\$0	\$0	\$0	\$1,960,500	
	RESURFACING - SIDEWALK UPGRADES									
	LENGTH (mi): 0.4		Federal:	\$1,943,920	TOTAL	\$2,429,900	\$0	\$254,100	\$215,300	\$1,960,500
	AIR QUALITY STAT: Exempt - 93.126		State:	\$0	ESTIMATED TOTAL PROJECT COST: \$2,429,900					
PROJ PURPOSE: Preservation	Local:	\$485,980								
7196E-23	ST. LOUIS COUNTY - STP-5613(610)	STP-S	Resurfacing 4 Lane Pvmnt	PE	\$261,700	\$261,700	\$0	\$0	\$0	
	HANLEY-LACLEDE STATION ROAD - 2025		Pedestrian Facility	ROW	\$53,500	\$0	\$53,500	\$0	\$0	
	MANCHESTER RD (MO 100) TO NEWPORT AVE			IMPL	\$1,980,500	\$0	\$0	\$1,980,500	\$0	
	RESURFACING - CURB RAMPS									
	LENGTH (mi): 1.04		Federal:	\$1,793,760	TOTAL	\$2,295,700	\$261,700	\$53,500	\$1,980,500	\$0
	AIR QUALITY STAT: Exempt - 93.126		State:	\$0	ESTIMATED TOTAL PROJECT COST: \$2,295,700					
PROJ PURPOSE: Preservation	Local:	\$501,940								

FISCAL YEARS 2023-2026 TRANSPORTATION IMPROVEMENT PROGRAM

COUNTY: ST. LOUIS

ID	ORGANIZATION NAME/PROJECT TITLE/DESC	FUNDING CAT	IMPROVEMENTS		2023-2026 TOTAL	2023	2024	2025	2026
7247D-24	ST. LOUIS COUNTY	STP-S	Resurfacing	PE	\$392,280	\$0	\$392,280	\$0	\$0
New	HAWKINS/NEW SUGAR CREEK RD - 2026		Bicycle Facilities	ROW	\$486,200	\$0	\$0	\$486,200	\$0
	NEWPORT LANDING TO JEFFERSON CO LINE - RESURFACING		Sidewalks	IMPL	\$2,474,100	\$0	\$0	\$0	\$2,474,100
	SHARED USE PATH (10') - ROCKWOOD SCHOOL TO JEFF CO LINE			TOTAL	\$3,352,580	\$0	\$392,280	\$486,200	\$2,474,100
	LENGTH (mi): 0.7		Federal:						
	AIR QUALITY STAT: Exempt - 93.126		State:						
	PROJ PURPOSE: Preservation		Local:	\$1,005,774					
					ESTIMATED TOTAL PROJECT COST: \$3,352,580				
7247E-24	ST. LOUIS COUNTY	STP-S	Resurfacing	PE	\$937,211	\$0	\$937,211	\$0	\$0
New	HOWERSHELL ROAD - 2026		Sidewalks	ROW	\$229,300	\$0	\$0	\$229,300	\$0
	I-270 TO 100' N/O UTZ LN		Intersection Improvement	IMPL	\$4,253,100	\$0	\$0	\$0	\$4,253,100
	RESURFACING - UPGRADE SIDEWALKS - SIGNAL IMPR.			TOTAL	\$5,419,611	\$0	\$937,211	\$229,300	\$4,253,100
	LENGTH (mi): 0.8		Federal:						
	AIR QUALITY STAT: Exempt - 93.126		State:	\$0					
	PROJ PURPOSE: Preservation		Local:	\$1,896,864					
					ESTIMATED TOTAL PROJECT COST: \$5,419,611				
5204D-19	ST. LOUIS COUNTY - BRO-B096(004)	BRO	Rehabilitate Bridge(s)	PE	\$0	\$0	\$0	\$0	\$0
	HUDSON DR BRIDGE			ROW	\$0	\$0	\$0	\$0	\$0
	OVER BLACK JACK CREEK			IMPL	\$562,050	\$562,050	\$0	\$0	\$0
	BRIDGE REHABILITATION			TOTAL	\$562,050	\$562,050	\$0	\$0	\$0
	LENGTH (mi): 0.1		Federal:						
	AIR QUALITY STAT: Exempt - 93.126		State:	\$449,640					
	PROJ PURPOSE: Preservation		Local:	\$112,410					
					ESTIMATED TOTAL PROJECT COST: \$658,100				
5394-11	ST. LOUIS COUNTY - DP-5503(604)	IMD	Landscaping	PE	\$0	\$0	\$0	\$0	\$0
	I-255			ROW	\$0	\$0	\$0	\$0	\$0
	AT MO 231 (TELEGRAPH RD)			IMPL	\$310,111	\$310,111	\$0	\$0	\$0
	LANDSCAPING IMPROVEMENTS			TOTAL	\$310,111	\$310,111	\$0	\$0	\$0
	LENGTH (mi): 0.2		Federal:						
	AIR QUALITY STAT: Exempt - 93.126		State:	\$279,100					
	PROJ PURPOSE: Sustainable Development		Local:	\$31,011					
					ESTIMATED TOTAL PROJECT COST: \$333,333				
7247F-24	ST. LOUIS COUNTY	STP-S	Resurfacing	PE	\$740,850	\$0	\$740,850	\$0	\$0
New	JENNINGS STN/CHAIN OF ROCKS RD - 2026		Bicycle Facilities	ROW	\$284,800	\$0	\$0	\$284,800	\$0
	HALLS FERRY RD TO ST. LOUIS CITY LIMIT		Sidewalks	IMPL	\$3,737,600	\$0	\$0	\$0	\$3,737,600
	RESURFACING - SHARED USE PATH (10') - SIDEWALK UPGRDE			TOTAL	\$4,763,250	\$0	\$740,850	\$284,800	\$3,737,600
	LENGTH (mi): 1.2		Federal:						
	AIR QUALITY STAT: Exempt - 93.126		State:	\$3,334,275					
	PROJ PURPOSE: Preservation		Local:	\$1,428,975					
					ESTIMATED TOTAL PROJECT COST: \$4,763,250				

FISCAL YEARS 2023-2026 TRANSPORTATION IMPROVEMENT PROGRAM

COUNTY: ST. LOUIS

ID	ORGANIZATION NAME/PROJECT TITLE/DESC	FUNDING CAT	IMPROVEMENTS		2023-2026 TOTAL	2023	2024	2025	2026
7124A-22	ST. LOUIS COUNTY - STP-4956(604) LACKLAND ROAD - 2024 CRAIG RD TO E/O CONCOURSE DR RESURFACING - CURB RAMPS - SLAB REPLACEMENT LENGTH (mi): 0.34 AIR QUALITY STAT: Exempt - 93.126 PROJ PURPOSE: Preservation	STP-S	Resurfacing 2 Lane Pvmnt Pedestrian Facility Intersection Improvement	PE	\$0	\$0	\$0	\$0	\$0
				ROW	\$29,500	\$29,500	\$0	\$0	
				IMPL	\$1,309,400	\$0	\$1,309,400	\$0	
				TOTAL	\$1,338,900	\$29,500	\$1,309,400	\$0	
				Federal:	\$1,047,520				
				State:	\$0				
Local:	\$291,380	ESTIMATED TOTAL PROJECT COST: \$1,511,900							
7196F-23	ST. LOUIS COUNTY - STP-4901(651) LACLEDE STATION ROAD - 2025 WEIL AVE TO WATSON RD RESURFACING - CURB RAMPS LENGTH (mi): 1.45 AIR QUALITY STAT: Exempt - 93.126 PROJ PURPOSE: Preservation	STP-S	Resurfacing 4 Lane Pvmnt Pedestrian Facility	PE	\$382,700	\$382,700	\$0	\$0	\$0
				ROW	\$32,800	\$0	\$32,800	\$0	
				IMPL	\$2,895,800	\$0	\$0	\$2,895,800	
				TOTAL	\$3,311,300	\$382,700	\$32,800	\$2,895,800	
				Federal:	\$1,967,100				
				State:	\$0				
Local:	\$1,344,200	ESTIMATED TOTAL PROJECT COST: \$3,311,300							
7166-24	ST. LOUIS COUNTY - TAP-5509(602) LARIMORE ROAD SIDEWALK GERONA CT TO MADRID/TRAMPE AVE SIDEWALK (5') LENGTH (mi): 0.47 AIR QUALITY STAT: Exempt - 93.126 PROJ PURPOSE: Sustainable Development	TAP-S	Sidewalks	PE	\$0	\$0	\$0	\$0	\$0
				ROW	\$5,000	\$5,000	\$0	\$0	
				IMPL	\$392,270	\$0	\$392,270	\$0	
				TOTAL	\$397,270	\$5,000	\$392,270	\$0	
				Federal:	\$313,820				
				State:	\$0				
Local:	\$83,450	ESTIMATED TOTAL PROJECT COST: \$429,960							
6905A-20	ST. LOUIS COUNTY - STP-5574(606) MASON ROAD - 2022 CLAYTON RD TO 100' N/O MASON RIDGE RD RESURFACING - SHARED USE PATH (8') - CURB RAMPS LENGTH (mi): 0.6 AIR QUALITY STAT: Exempt - 93.126 PROJ PURPOSE: Preservation	STP-S	Resurfacing 2 Lane Pvmnt Bicycle Facilities Pedestrian Facility	PE	\$0	\$0	\$0	\$0	\$0
				ROW	\$0	\$0	\$0	\$0	
				IMPL	\$1,647,900	\$1,647,900	\$0	\$0	
				TOTAL	\$1,647,900	\$1,647,900	\$0	\$0	
				Federal:	\$1,318,320				
				State:	\$0				
Local:	\$329,580	ESTIMATED TOTAL PROJECT COST: \$1,869,960							
6963E-23	ST. LOUIS COUNTY - STP-5558(611) MCKELVEY ROAD - 2023 NATURAL BRIDGE RD TO I-270 RESURFACING - CURB RAMPS LENGTH (mi): 1.5 AIR QUALITY STAT: Exempt - 93.126 PROJ PURPOSE: Preservation	STP-S	Resurfacing Pedestrian Facility	PE	\$0	\$0	\$0	\$0	\$0
				ROW	\$0	\$0	\$0	\$0	
				IMPL	\$2,540,000	\$2,540,000	\$0	\$0	
				TOTAL	\$2,540,000	\$2,540,000	\$0	\$0	
				Federal:	\$1,121,210				
				State:	\$0				
Local:	\$1,418,790	ESTIMATED TOTAL PROJECT COST: \$2,992,600							

FISCAL YEARS 2023-2026 TRANSPORTATION IMPROVEMENT PROGRAM

COUNTY: ST. LOUIS

ID	ORGANIZATION NAME/PROJECT TITLE/DESC	FUNDING CAT	IMPROVEMENTS		2023-2026 TOTAL	2023	2024	2025	2026
6963F-23	ST. LOUIS COUNTY - STP-5523(624) MIDLAND BLVD - 2023 PAGE AVE (MO D) TO CANTON AVE RESURFACING - CURB RAMPS LENGTH (mi): 0.54 AIR QUALITY STAT: Exempt - 93.126 PROJ PURPOSE: Preservation	STP-S	Resurfacing 4 Lane Pvmnt Pedestrian Facility	PE	\$0	\$0	\$0	\$0	\$0
				ROW	\$0	\$0	\$0	\$0	\$0
				IMPL	\$1,150,800	\$1,150,800	\$0	\$0	\$0
				TOTAL	\$1,150,800	\$1,150,800	\$0	\$0	\$0
				Federal:	\$748,020				
				State:	\$0				
				Local:	\$402,780				
					ESTIMATED TOTAL PROJECT COST: \$1,360,800				
7247J-23 New	ST. LOUIS COUNTY MILBURN ROAD AT YAEGER RD ROUNDBABOUT - SIDEWALKS LENGTH (mi): 0.1 AIR QUALITY STAT: Exempt - 93.127 PROJ PURPOSE: Congestion	CMAQ	Intersection Improvement Pedestrian Facility	PE	\$241,800	\$241,800	\$0	\$0	\$0
				ROW	\$188,300	\$0	\$188,300	\$0	\$0
				IMPL	\$1,865,600	\$0	\$0	\$1,865,600	\$0
				TOTAL	\$2,295,700	\$241,800	\$188,300	\$1,865,600	\$0
				Federal:	\$1,606,990				
				State:	\$0				
				Local:	\$688,710				
					ESTIMATED TOTAL PROJECT COST: \$2,295,700				
7124B-22	ST. LOUIS COUNTY - STP-5613(609) N. HANLEY ROAD (F) - 2024 I-70 TO NATURAL BRIDGE RD (MO 115) RESURFACING - CURB RAMPS LENGTH (mi): 0.66 AIR QUALITY STAT: Exempt - 93.126 PROJ PURPOSE: Preservation	STP-S	Resurfacing 4 Lane Pvmnt Pedestrian Facility Intersection Improvement	PE	\$0	\$0	\$0	\$0	\$0
				ROW	\$19,700	\$19,700	\$0	\$0	\$0
				IMPL	\$1,696,900	\$0	\$1,696,900	\$0	\$0
				TOTAL	\$1,716,600	\$19,700	\$1,696,900	\$0	\$0
				Federal:	\$1,357,520				
				State:	\$0				
				Local:	\$359,080				
					ESTIMATED TOTAL PROJECT COST: \$1,940,900				
6963G-23	ST. LOUIS COUNTY - STP-5595(618) NEW FLORISSANT ROAD - 2023 LINDBERGH BLVD (US 67) TO WASHINGTON ST RESURFACING - CURB RAMPS LENGTH (mi): 0.85 AIR QUALITY STAT: Exempt - 93.126 PROJ PURPOSE: Preservation	STP-S	Resurfacing Pedestrian Facility	PE	\$0	\$0	\$0	\$0	\$0
				ROW	\$0	\$0	\$0	\$0	\$0
				IMPL	\$1,975,400	\$1,975,400	\$0	\$0	\$0
				TOTAL	\$1,975,400	\$1,975,400	\$0	\$0	\$0
				Federal:	\$1,185,140				
				State:	\$0				
				Local:	\$790,260				
					ESTIMATED TOTAL PROJECT COST: \$2,326,000				
7247G-24 New	ST. LOUIS COUNTY NEW HALLS FERRY ROAD SIDEWALK LINDBERGH BLVD (US 67) TO COUGAR DR SIDEWALKS (5') LENGTH (mi): 0.2 AIR QUALITY STAT: Exempt - 93.126 PROJ PURPOSE: Sustainable Development	TAP-S	Sidewalks	PE	\$77,500	\$0	\$77,500	\$0	\$0
				ROW	\$68,700	\$0	\$0	\$68,700	\$0
				IMPL	\$586,400	\$0	\$0	\$0	\$586,400
				TOTAL	\$732,600	\$0	\$77,500	\$68,700	\$586,400
				Federal:	\$586,080				
				State:	\$0				
				Local:	\$146,520				
					ESTIMATED TOTAL PROJECT COST: \$732,600				

FISCAL YEARS 2023-2026 TRANSPORTATION IMPROVEMENT PROGRAM

COUNTY: ST. LOUIS

ID	ORGANIZATION NAME/PROJECT TITLE/DESC	FUNDING CAT	IMPROVEMENTS		2023-2026 TOTAL	2023	2024	2025	2026
7167-22	ST. LOUIS COUNTY - TAP-4901(648) OLD JAMESTOWN RD SIDEWALK, PH. 3 JAMESTOWN E.S. ENTRANCE TO CEDAR CREST CREEK DR SIDEWALK (5') LENGTH (mi): 0.29 AIR QUALITY STAT: Exempt - 93.126 PROJ PURPOSE: Sustainable Development	TAP-S	Sidewalks	PE	\$0	\$0	\$0	\$0	\$0
				ROW	\$150,000	\$150,000	\$0	\$0	
				IMPL	\$597,370	\$0	\$597,370	\$0	
				TOTAL	\$747,370	\$150,000	\$597,370	\$0	
				ESTIMATED TOTAL PROJECT COST: \$797,150					
				Federal:	\$597,890				
				State:	\$0				
Local:	\$149,480								
7124C-22	ST. LOUIS COUNTY - STP-5526(651) OLIVE BLVD - 2024 FERGUSON AVE TO W/O SKINKER BLVD (STL CITY LIMIT) RESURFACING - CURB RAMPS - KINGS: OLIVE TO VERNON LENGTH (mi): 0.73 AIR QUALITY STAT: Exempt - 93.126 PROJ PURPOSE: Preservation	STP-S	Resurfacing 4 Lane Pvmnt Pedestrian Facility	PE	\$0	\$0	\$0	\$0	\$0
				ROW	\$31,700	\$31,700	\$0	\$0	
				IMPL	\$1,116,100	\$0	\$1,116,100	\$0	
				TOTAL	\$1,147,800	\$31,700	\$1,116,100	\$0	
				ESTIMATED TOTAL PROJECT COST: \$1,295,300					
				Federal:	\$892,880				
				State:	\$0				
Local:	\$254,920								
6963H-23	ST. LOUIS COUNTY - STP-5500(687) PAUL & S. ELIZABETH AVE - 2023 CHAMBERS TO BERMUDA RESURFACING - CURB RAMPS LENGTH (mi): 0.75 AIR QUALITY STAT: Exempt - 93.126 PROJ PURPOSE: Preservation	STP-S	Resurfacing 2 Lane Pvmnt Pedestrian Facility	PE	\$0	\$0	\$0	\$0	\$0
				ROW	\$0	\$0	\$0	\$0	
				IMPL	\$1,308,300	\$1,308,300	\$0	\$0	
				TOTAL	\$1,308,300	\$1,308,300	\$0	\$0	
				ESTIMATED TOTAL PROJECT COST: \$1,528,200					
				Federal:	\$784,980				
				State:	\$0				
Local:	\$523,320								
7247H-24 New	ST. LOUIS COUNTY PENNSYLVANIA AVENUE, PHASE 1 - 2026 PAGE AVE (MO D) TO ST. CHARLES ROCK RD (MO 180) RESURFACING - LN REDUCTION (4 TO 2) - UPGRADE SIDEWALKS LENGTH (mi): 0.88 AIR QUALITY STAT: Exempt - 93.126 PROJ PURPOSE: Preservation	STP-S	Resurfacing Bi-directional Left-turn Ln. Sidewalks	PE	\$299,910	\$0	\$299,910	\$0	\$0
				ROW	\$67,900	\$0	\$0	\$67,900	
				IMPL	\$1,779,600	\$0	\$0	\$0	
				TOTAL	\$2,147,410	\$0	\$299,910	\$67,900	
				ESTIMATED TOTAL PROJECT COST: \$2,147,410					
				Federal:	\$1,503,187				
				State:	\$0				
Local:	\$644,223								
7124G-22	ST. LOUIS COUNTY - STP-4940(606) REAVIS BARRACKS ROAD/GREEN PARK ROAD OVER GRAVOIS CREEK REPLACE REAVIS BARRACKS BRIDGE - REALIGN GP RD TO REAV. B LENGTH (mi): 0.4 AIR QUALITY STAT: Exempt - 93.126 PROJ PURPOSE: Preservation	STP-S	Replace Bridge(s) Roadway Realignment Sidewalks	PE	\$0	\$0	\$0	\$0	\$0
				ROW	\$900,000	\$900,000	\$0	\$0	
				IMPL	\$7,043,000	\$0	\$7,043,000	\$0	
				TOTAL	\$7,943,000	\$900,000	\$7,043,000	\$0	
				ESTIMATED TOTAL PROJECT COST: \$8,547,000					
				Federal:	\$5,560,100				
				State:	\$0				
Local:	\$2,382,900								

FISCAL YEARS 2023-2026 TRANSPORTATION IMPROVEMENT PROGRAM

COUNTY: ST. LOUIS

ID	ORGANIZATION NAME/PROJECT TITLE/DESC	FUNDING CAT	IMPROVEMENTS		2023-2026 TOTAL	2023	2024	2025	2026
69631-23	ST. LOUIS COUNTY - STP-4900(642) REDMAN ROAD - 2023 OLD HALLS FERRY RD TO W/O MO 367 RESURFACING - CURB RAMPS LENGTH (mi): 1.7 AIR QUALITY STAT: Exempt - 93.126 PROJ PURPOSE: Preservation	STP-S	Resurfacing Pedestrian Facility	PE	\$0	\$0	\$0	\$0	\$0
				ROW	\$0	\$0	\$0	\$0	\$0
				IMPL	\$2,201,800	\$2,201,800	\$0	\$0	\$0
				TOTAL	\$2,201,800	\$2,201,800	\$0	\$0	\$0
				Federal:	\$1,210,990				
				State:	\$0				
				Local:	\$990,810				
					ESTIMATED TOTAL PROJECT COST: \$2,587,900				
7139-21	ST. LOUIS COUNTY - CMAQ-5529(616) S. WOODS MILL AT CONWAY INTERSECTION IMPROVEMENTS - TURN LNS - TRAFFIC SIGNAL LENGTH (mi): 0.1 AIR QUALITY STAT: Exempt - 93.127 PROJ PURPOSE: Congestion	CMAQ	Intersection Improvement Left-turn lanes Traffic Signals	PE	\$0	\$0	\$0	\$0	\$0
				ROW	\$0	\$0	\$0	\$0	\$0
				IMPL	\$622,700	\$622,700	\$0	\$0	\$0
				TOTAL	\$622,700	\$622,700	\$0	\$0	\$0
				Federal:	\$498,160				
				State:	\$0				
				Local:	\$124,540				
					ESTIMATED TOTAL PROJECT COST: \$755,000				
72471-24 New	ST. LOUIS COUNTY S. WOODS MILL ROAD - 2026 I-64 TO BROOKINGS PARK DR RESURFACING - SIDEWALK (5') - BUFFERED BIKE LANES LENGTH (mi): 0.7 AIR QUALITY STAT: Exempt - 93.126 PROJ PURPOSE: Preservation	STP-S	Resurfacing 2 Lane Pvmnt	PE	\$174,800	\$0	\$174,800	\$0	\$0
				ROW	\$101,800	\$0	\$0	\$101,800	\$0
				IMPL	\$1,349,000	\$0	\$0	\$0	\$1,349,000
				TOTAL	\$1,625,600	\$0	\$174,800	\$101,800	\$1,349,000
				Federal:	\$1,300,480				
				State:	\$0				
				Local:	\$325,120				
					ESTIMATED TOTAL PROJECT COST: \$1,625,600				
7124D-22	ST. LOUIS COUNTY - STP-9901(659) SULPHUR SPRING ROAD - 2024 MANCHESTER RD (MO 100) TO BIG BEND RD RESURFACING - CURB RAMPS LENGTH (mi): 1.76 AIR QUALITY STAT: Exempt - 93.126 PROJ PURPOSE: Preservation	STP-S	Resurfacing Pedestrian Facility	PE	\$0	\$0	\$0	\$0	\$0
				ROW	\$88,500	\$88,500	\$0	\$0	\$0
				IMPL	\$2,210,200	\$0	\$2,210,200	\$0	\$0
				TOTAL	\$2,298,700	\$88,500	\$2,210,200	\$0	\$0
				Federal:	\$1,105,100				
				State:	\$0				
				Local:	\$1,193,600				
					ESTIMATED TOTAL PROJECT COST: \$2,590,800				
5204F-19	ST. LOUIS COUNTY - BRO-B096(006) VORHOF DR BRIDGE OVER BLACK JACK CREEK BRIDGE REHABILITATION LENGTH (mi): 0.1 AIR QUALITY STAT: Exempt - 93.126 PROJ PURPOSE: Preservation	BRO	Rehabilitate Bridge(s)	PE	\$0	\$0	\$0	\$0	\$0
				ROW	\$0	\$0	\$0	\$0	\$0
				IMPL	\$543,650	\$543,650	\$0	\$0	\$0
				TOTAL	\$543,650	\$543,650	\$0	\$0	\$0
				Federal:	\$434,920				
				State:	\$0				
				Local:	\$108,730				
					ESTIMATED TOTAL PROJECT COST: \$637,300				

FISCAL YEARS 2023-2026 TRANSPORTATION IMPROVEMENT PROGRAM

COUNTY: ST. LOUIS

ID	ORGANIZATION NAME/PROJECT TITLE/DESC	FUNDING CAT	IMPROVEMENTS		2023-2026 TOTAL	2023	2024	2025	2026			
6963J-21	ST. LOUIS COUNTY - STP-4901(645) WEST FLORISSANT AVENUE AT CHAMBERS RD - SIDEWALK (5') - LIGHTING SHARED USE PATH (8') - INTERSECTION & BUS STOP IMPR. LENGTH (mi): 0.28 AIR QUALITY STAT: Exempt - 93.126 PROJ PURPOSE: Sustainable Development	STP-S	Bicycle Facilities Pedestrian Facility Intersection Improvement	PE	\$0	\$0	\$0	\$0	\$0			
				ROW	\$0	\$0	\$0	\$0	\$0			
				IMPL	\$3,759,133	\$3,759,133	\$0	\$0	\$0			
				TOTAL	\$3,759,133	\$3,759,133	\$0	\$0	\$0			
				ESTIMATED TOTAL PROJECT COST:					\$5,102,749			
				Federal:	\$2,631,393							
				State:	\$0							
Local:	\$1,127,740											
7124E-22	ST. LOUIS COUNTY - STP-4901(645) WEST FLORISSANT AVENUE - 2024 LUCAS & HUNT TO SOLWAY AVE RESURFACING - CURB RAMPS LENGTH (mi): 0.61 AIR QUALITY STAT: Exempt - 93.126 PROJ PURPOSE: Preservation	STP-S	Resurfacing 4 Lane Pvm Pedestrian Facility	PE	\$0	\$0	\$0	\$0	\$0			
				ROW	\$25,100	\$25,100	\$0	\$0	\$0			
				IMPL	\$1,713,800	\$0	\$1,713,800	\$0	\$0			
				TOTAL	\$1,738,900	\$25,100	\$1,713,800	\$0	\$0			
				ESTIMATED TOTAL PROJECT COST:					\$1,965,400			
				Federal:	\$1,371,040							
				State:	\$0							
Local:	\$367,860											
6531A-22	ST. LOUIS COUNTY - RAISE-5606(606). WEST FLORISSANT AVENUE GREAT STREETS STEIN RD TO FERGUSON AVE - 5' SIDEWALK-8' SHARED USE PATH LIGHTING, MID BLOCK XING, BUS STOP IMPRVMT, RESURFACE LENGTH (mi): 1.5 AIR QUALITY STAT: Exempt - 93.126 PROJ PURPOSE: Sustainable Development	RAISE	Bicycle Facilities Resurfacing 4 Lane Pvm Lighting	PE	\$0	\$0	\$0	\$0	\$0			
				ROW	\$4,681,888	\$4,681,888	\$0	\$0	\$0			
				IMPL	\$20,132,651	\$0	\$20,132,651	\$0	\$0			
				TOTAL	\$24,814,539	\$4,681,888	\$20,132,651	\$0	\$0			
				ESTIMATED TOTAL PROJECT COST:					\$27,477,649			
				Federal:	\$18,200,000							
				State:	\$0							
Local:	\$6,614,539											
7124F-22	ST. LOUIS COUNTY - STP-9901(660) WOODSON ROAD - 2024 BROWN RD TO KEMPLAND PL RESURFACING - CURB RAMPS - BIKE LN LENGTH (mi): 0.72 AIR QUALITY STAT: Exempt - 93.126 PROJ PURPOSE: Preservation	STP-S	Resurfacing Pedestrian Facility Bicycle Facilities	PE	\$0	\$0	\$0	\$0	\$0			
				ROW	\$35,000	\$35,000	\$0	\$0	\$0			
				IMPL	\$1,024,300	\$0	\$1,024,300	\$0	\$0			
				TOTAL	\$1,059,300	\$35,000	\$1,024,300	\$0	\$0			
				ESTIMATED TOTAL PROJECT COST:					\$1,194,700			
				Federal:	\$819,440							
				State:	\$0							
Local:	\$239,860											
7248-23 New	SUNSET HILLS ROTT ROAD/WEST WATSON ROAD, PHASE 2 ROBYN RD TO WEBER HILL RD RESURFACING - SIDEWALK (5') LENGTH (mi): 0.85 AIR QUALITY STAT: Exempt - 93.126 PROJ PURPOSE: Preservation	STP-S	Resurfacing 2 Lane Pvm Sidewalks	PE	\$170,000	\$170,000	\$0	\$0	\$0			
				ROW	\$150,000	\$0	\$150,000	\$0	\$0			
				IMPL	\$1,375,000	\$0	\$0	\$0	\$1,375,000			
				TOTAL	\$1,695,000	\$170,000	\$150,000	\$0	\$1,375,000			
				ESTIMATED TOTAL PROJECT COST:					\$1,695,000			
				Federal:	\$1,356,000							
				State:	\$0							
Local:	\$339,000											

FISCAL YEARS 2023-2026 TRANSPORTATION IMPROVEMENT PROGRAM

COUNTY: ST. LOUIS

ID	ORGANIZATION NAME/PROJECT TITLE/DESC	FUNDING CAT	IMPROVEMENTS		2023-2026 TOTAL	2023	2024	2025	2026			
6966-21	SUNSET HILLS - STP-5410(633) WEST WATSON ROAD GRAVOIS RD (MO 30) TO WEBER HILL RD RESURFACING - SHARED USE PATH (10') - SIDEWALK (5') LENGTH (mi): 1.25 AIR QUALITY STAT: Exempt - 93.126 PROJ PURPOSE: Preservation	STP-S	Resurfacing 2 Lane Pvmnt Bicycle Facilities Sidewalks	PE	\$0	\$0	\$0	\$0	\$0			
				ROW	\$0	\$0	\$0	\$0	\$0			
				IMPL	\$1,068,200	\$1,068,200	\$0	\$0	\$0			
				TOTAL	\$1,068,200	\$1,068,200	\$0	\$0	\$0			
								ESTIMATED TOTAL PROJECT COST: \$1,286,200				
7126-22	UNIVERSITY CITY - STP-5402(619) CANTON AVENUE, PHASE 2 MIDLAND BLVD TO PENNSYLVANIA AVE FULL DEPTH RECLAMATION - UPGRADE SIDEWALKS (5-6') LENGTH (mi): 0.74 AIR QUALITY STAT: Exempt - 93.126 PROJ PURPOSE: Preservation	STP-S	Paving Sidewalks Roadway - Curb & Gutter	PE	\$0	\$0	\$0	\$0	\$0			
				ROW	\$50,000	\$50,000	\$0	\$0	\$0			
				IMPL	\$1,286,547	\$0	\$1,286,547	\$0	\$0			
				TOTAL	\$1,336,547	\$50,000	\$1,286,547	\$0	\$0			
								ESTIMATED TOTAL PROJECT COST: \$1,456,547				
7249-23 New	UNIVERSITY CITY KEMPLAND PLACE BRIDGE OVER RIVER DES PERES REHABILITATE BRIDGE LENGTH (mi): 0.1 AIR QUALITY STAT: Exempt - 93.126 PROJ PURPOSE: Preservation	STP-S	Rehabilitate Bridge(s)	PE	\$95,601	\$95,601	\$0	\$0	\$0			
				ROW	\$0	\$0	\$0	\$0	\$0			
				IMPL	\$868,381	\$0	\$0	\$868,381	\$0			
				TOTAL	\$963,982	\$95,601	\$0	\$868,381	\$0			
								ESTIMATED TOTAL PROJECT COST: \$963,982				
7198-23	UNIVERSITY CITY - STP-5402(620) PERSHING AVENUE LINDEN TO FOREST PARK PKWY - LINDEN TO N HANLEY LOCAL FUNDS RESURFACING - UPGRADE SIDEWALKS - CURB RAMPS LENGTH (mi): 0.7 AIR QUALITY STAT: Exempt - 93.126 PROJ PURPOSE: Preservation	STP-S	Resurfacing 2 Lane Pvmnt Sidewalks Pedestrian Facility	PE	\$174,000	\$174,000	\$0	\$0	\$0			
				ROW	\$38,000	\$0	\$38,000	\$0	\$0			
				IMPL	\$1,277,000	\$0	\$0	\$1,277,000	\$0			
				TOTAL	\$1,489,000	\$174,000	\$38,000	\$1,277,000	\$0			
								ESTIMATED TOTAL PROJECT COST: \$1,489,000				
6752A-21	VINITA PARK - STP-9901(655) NORTH & SOUTH ROAD/MIDLAND SIDEWALKS, PHASE 2 N/S: PAGE TO MIDLAND; MIDLAND: N/S TO DELPORT SIDEWALKS (5-6') LENGTH (mi): 0.98 AIR QUALITY STAT: Exempt - 93.126 PROJ PURPOSE: Sustainable Development	STP-S	Sidewalks Roadway - Curb & Gutter	PE	\$0	\$0	\$0	\$0	\$0			
				ROW	\$0	\$0	\$0	\$0	\$0			
				IMPL	\$880,000	\$880,000	\$0	\$0	\$0			
				TOTAL	\$880,000	\$880,000	\$0	\$0	\$0			
								ESTIMATED TOTAL PROJECT COST: \$1,060,000				

FISCAL YEARS 2023-2026 TRANSPORTATION IMPROVEMENT PROGRAM

COUNTY: ST. LOUIS

ID	ORGANIZATION NAME/PROJECT TITLE/DESC	FUNDING CAT	IMPROVEMENTS		2023-2026 TOTAL	2023	2024	2025	2026
6996R-20	VINITA PARK VEHICLE ACQUISITION ONE (1) WIDE BODY CUTAWAY LENGTH (mi): 0 AIR QUALITY STAT: Exempt - 93.126 PROJ PURPOSE: Access to Opportunity	S5310	Transit Capital Imps.	PE	\$0	\$0	\$0	\$0	\$0
				ROW	\$0	\$0	\$0	\$0	\$0
				IMPL	\$68,845	\$68,845	\$0	\$0	\$0
				TOTAL	\$68,845	\$68,845	\$0	\$0	\$0
				ESTIMATED TOTAL PROJECT COST:				\$68,845	
7250-26 New	WEBSTER GROVES ELM AVENUE CULVERT OVER SHADY GROVE CREEK REPLACE CULVERT - SIDEWALK (6') LENGTH (mi): 0.1 AIR QUALITY STAT: Exempt - 93.126 PROJ PURPOSE: Preservation	STP-S	Culvert	PE	\$0	\$0	\$0	\$0	\$0
				ROW	\$0	\$0	\$0	\$0	\$0
				IMPL	\$1,521,000	\$0	\$0	\$0	\$1,521,000
				TOTAL	\$1,521,000	\$0	\$0	\$0	\$1,521,000
				ESTIMATED TOTAL PROJECT COST:				\$1,521,000	
7128-23	WILDWOOD - STP-5536(614) MANCHESTER ROAD/TAYLOR ROAD MANCHESTER: MO 100-OLD FAIRWAY; TAYLOR: MO 100-MAIN ST RESURFACING - TRAFFIC SIGNAL UPGRADES - OPTIMIZATION LENGTH (mi): 0.52 AIR QUALITY STAT: Regionally Significant PROJ PURPOSE: Preservation	STP-S	Resurfacing 2 Lane Pvm Signal Timing Progression Pedestrian Facility	PE	\$0	\$0	\$0	\$0	\$0
				ROW	\$0	\$0	\$0	\$0	\$0
				IMPL	\$1,800,000	\$1,800,000	\$0	\$0	\$0
				TOTAL	\$1,800,000	\$1,800,000	\$0	\$0	\$0
				ESTIMATED TOTAL PROJECT COST:				\$1,800,000	
7251-25 New	WILDWOOD MO 100 J-TURNS AT POND RD AND MO T/ST. ALBANS RD CONSTRUCT J-TURNS LENGTH (mi): 0.8 AIR QUALITY STAT: Exempt - 93.127 PROJ PURPOSE: Safety	STP-S	Intersection Improvement	PE	\$0	\$0	\$0	\$0	\$0
				ROW	\$0	\$0	\$0	\$0	\$0
				IMPL	\$2,688,000	\$0	\$0	\$2,688,000	\$0
				TOTAL	\$2,688,000	\$0	\$0	\$2,688,000	\$0
				ESTIMATED TOTAL PROJECT COST:				\$2,688,000	
7129-22	WILDWOOD - STP-5602(625) MO 109 AT MO BA (SOUTH) ROUNDAABOUT - SHARED USE PATH (10') LENGTH (mi): 0.2 AIR QUALITY STAT: Exempt - 93.127 PROJ PURPOSE: Safety	STP-S	Intersection Improvement Bicycle Facilities Pedestrian Facility	PE	\$0	\$0	\$0	\$0	\$0
				ROW	\$50,000	\$50,000	\$0	\$0	\$0
				IMPL	\$1,465,000	\$0	\$1,465,000	\$0	\$0
				TOTAL	\$1,515,000	\$50,000	\$1,465,000	\$0	\$0
				ESTIMATED TOTAL PROJECT COST:				\$1,700,000	

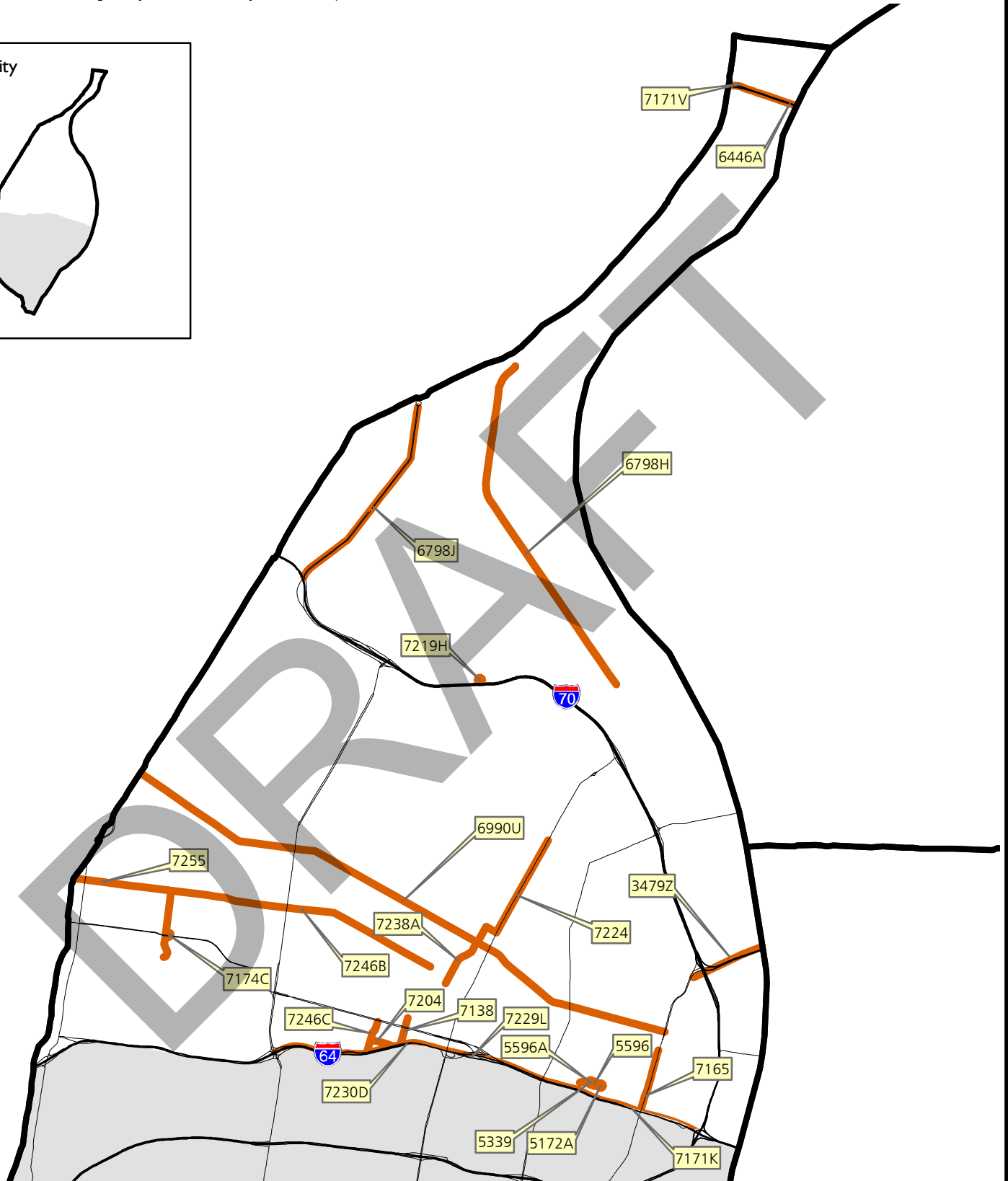
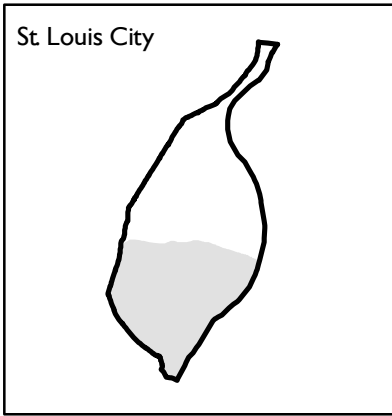
FISCAL YEARS 2023-2026 TRANSPORTATION IMPROVEMENT PROGRAM

COUNTY: ST. LOUIS

ID	ORGANIZATION NAME/PROJECT TITLE/DESC	FUNDING CAT	IMPROVEMENTS		2023-2026 TOTAL	2023	2024	2025	2026
7169-22	WILDWOOD - TAP-5500(688) OLD STATE ROAD SHARED USE PATH OLD STATE PLACE DR TO NANTUCKET ISLAND DR SHARED USE PATH (10') - CONNECTION TO WATERFRONT WAY LENGTH (mi): 0.36 AIR QUALITY STAT: Exempt - 93.126 PROJ PURPOSE: Sustainable Development	TAP-S	Bicycle Facilities Pedestrian Facility	PE	\$0	\$0	\$0	\$0	\$0
				ROW	\$100,000	\$100,000	\$0	\$0	
				IMPL	\$1,140,000	\$0	\$1,140,000	\$0	
				TOTAL	\$1,240,000	\$100,000	\$1,140,000	\$0	
				Federal:	\$992,000				
				State:	\$0				
Local:	\$248,000	ESTIMATED TOTAL PROJECT COST: \$1,400,000							
7252-25 New	WILDWOOD VALLEY ROAD STRECKER RD TO CLAYTON RD OVERLAY - LIGHTING LENGTH (mi): 2.4 AIR QUALITY STAT: Exempt - 93.126 PROJ PURPOSE: Preservation	STP-S	Sidewalks Lighting	PE	\$0	\$0	\$0	\$0	\$0
				ROW	\$25,000	\$0	\$0	\$25,000	\$0
				IMPL	\$975,000	\$0	\$0	\$0	\$975,000
				TOTAL	\$1,000,000	\$0	\$0	\$25,000	\$975,000
				Federal:	\$800,000				
				State:	\$0				
Local:	\$200,000	ESTIMATED TOTAL PROJECT COST: \$1,000,000							
6974-23	WILDWOOD - STP-4920(602) WILD HORSE CREEK ROAD BRIDGE OVER WILD HORSE CREEK REPLACE BRIDGE LENGTH (mi): 0.1 AIR QUALITY STAT: Exempt - 93.126 PROJ PURPOSE: Preservation	STP-S	Replace Bridge(s) Roadway Shoulders	PE	\$0	\$0	\$0	\$0	\$0
				ROW	\$0	\$0	\$0	\$0	
				IMPL	\$1,750,000	\$1,750,000	\$0	\$0	
				TOTAL	\$1,750,000	\$1,750,000	\$0	\$0	
				Federal:	\$1,360,000				
				State:	\$0				
Local:	\$390,000	ESTIMATED TOTAL PROJECT COST: \$1,980,000							

FY 2023 - 2026 TIP St Louis City (North) Projects

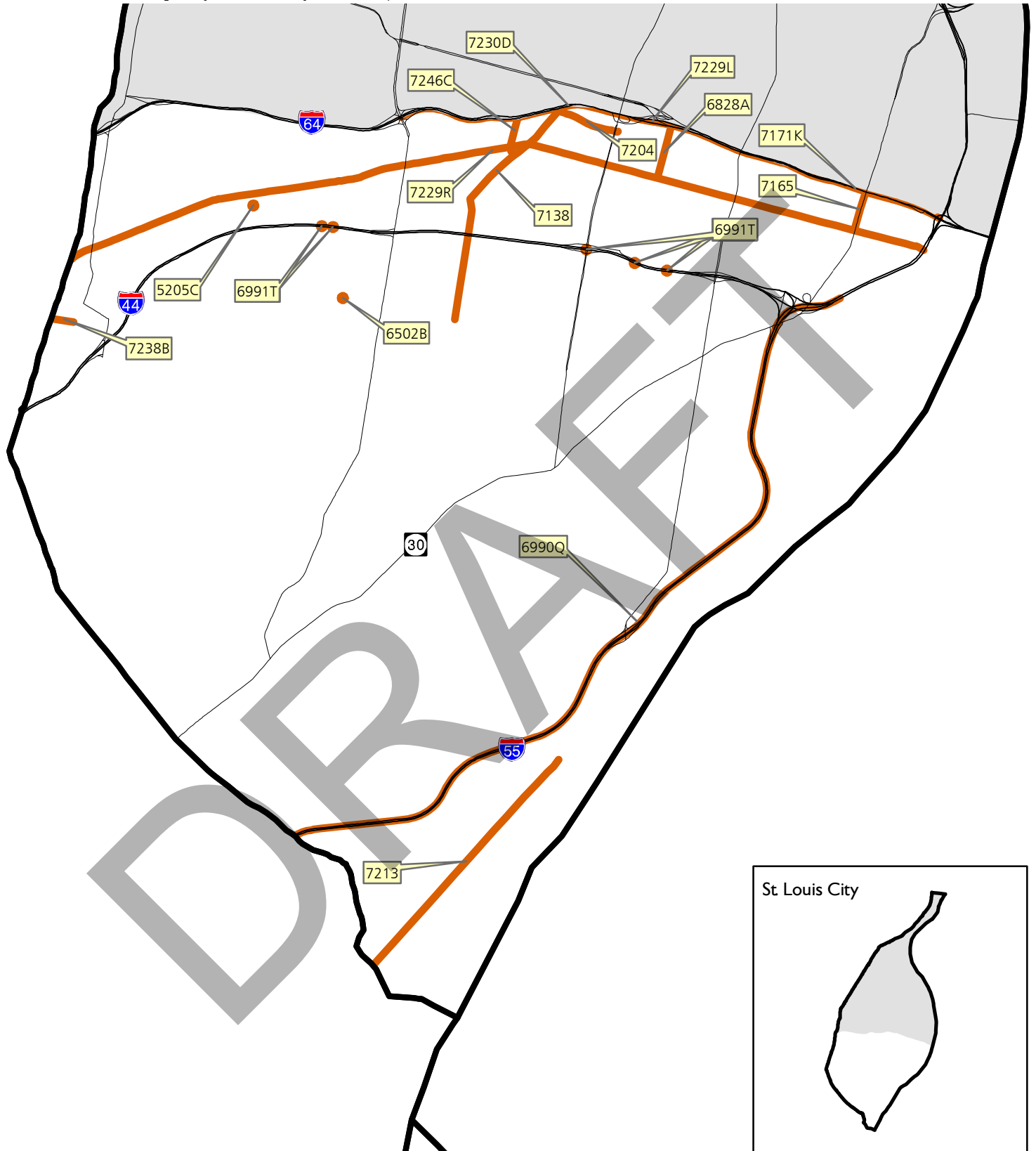
DRAFT



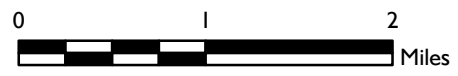
June 2022



EAST-WEST GATEWAY
Council of Governments



June 2022



FISCAL YEARS 2023-2026 TRANSPORTATION IMPROVEMENT PROGRAM

COUNTY: ST. LOUIS CITY

ID	ORGANIZATION NAME/PROJECT TITLE/DESC	FUNDING CAT	IMPROVEMENTS		2023-2026 TOTAL	2023	2024	2025	2026
7174C-24	BI-STATE DEVELOPMENT/METRO FOREST PARK-DEBALIVIERE METROLINK STN IMPROVEMENTS STATION ACCESSIBILITY IMPROVEMENTS - PLATFORM CANOPY - LIGHTING - CPDES LENGTH (mi): 0 AIR QUALITY STAT: Exempt - 93.126 PROJ PURPOSE: Access to Opportunity	STP-S	MetroLink Improvements	PE	\$0	\$0	\$0	\$0	\$0
				ROW	\$0	\$0	\$0	\$0	\$0
				IMPL	\$1,240,000	\$0	\$1,240,000	\$0	\$0
				TOTAL	\$1,240,000	\$0	\$1,240,000	\$0	\$0
				Federal:	\$992,000				
				State:	\$0				
				Local:	\$248,000				
					ESTIMATED TOTAL PROJECT COST: \$1,240,000				
5681-13	BI-STATE DEVELOPMENT/METRO - OF1370,z RAIL MAINTENANCE FACILITY IMPROVEMENTS LENGTH (mi): 0 AIR QUALITY STAT: Exempt - 93.126 PROJ PURPOSE: Preservation	S5337	Transit Capital Imps. MetroLink Improvements	PE	\$0	\$0	\$0	\$0	\$0
				ROW	\$0	\$0	\$0	\$0	\$0
				IMPL	\$415,045	\$415,045	\$0	\$0	\$0
				TOTAL	\$415,045	\$415,045	\$0	\$0	\$0
				Federal:	\$332,036				
				State:	\$0				
				Local:	\$83,009				
					ESTIMATED TOTAL PROJECT COST: \$415,045				
5339-11	BI-STATE DEVELOPMENT/METRO - ML10U30;ML10U50;ML12 TUNNEL & INTERLOCKING REHAB METROLINK REHABILITATION LENGTH (mi): 0 AIR QUALITY STAT: Exempt - 93.126 PROJ PURPOSE: Preservation	S5307	Transit Capital Imps. MetroLink Improvements	PE	\$0	\$0	\$0	\$0	\$0
				ROW	\$0	\$0	\$0	\$0	\$0
				IMPL	\$6,984,954	\$6,984,954	\$0	\$0	\$0
				TOTAL	\$6,984,954	\$6,984,954	\$0	\$0	\$0
				Federal:	\$5,587,963				
				State:	\$0				
				Local:	\$1,396,991				
					ESTIMATED TOTAL PROJECT COST: \$6,984,954				
5596A-15	BI-STATE DEVELOPMENT/METRO - ML1300;ML1650;ML1700 TUNNELS AND BRIDGES REHAB UNION STATION TUNNEL LENGTH (mi): 0.2 AIR QUALITY STAT: Exempt - 93.126 PROJ PURPOSE: Preservation	S5307	Transit Capital Imps. MetroLink Improvements	PE	\$0	\$0	\$0	\$0	\$0
				ROW	\$0	\$0	\$0	\$0	\$0
				IMPL	\$11,593,032	\$11,593,032	\$0	\$0	\$0
				TOTAL	\$11,593,032	\$11,593,032	\$0	\$0	\$0
				Federal:	\$9,274,426				
				State:	\$0				
				Local:	\$2,318,606				
					ESTIMATED TOTAL PROJECT COST: \$11,593,032				
5172A-14	BI-STATE DEVELOPMENT/METRO - ML1130,y,z;ML1210,d TUNNELS AND BRIDGES REHAB UNION STATION, DOWNTOWN TUNNELS LENGTH (mi): 0.2 AIR QUALITY STAT: Exempt - 93.126 PROJ PURPOSE: Preservation	S5337	Transit Capital Imps. MetroLink Improvements	PE	\$0	\$0	\$0	\$0	\$0
				ROW	\$0	\$0	\$0	\$0	\$0
				IMPL	\$15,288,103	\$15,288,103	\$0	\$0	\$0
				TOTAL	\$15,288,103	\$15,288,103	\$0	\$0	\$0
				Federal:	\$12,230,482				
				State:	\$0				
				Local:	\$3,057,621				
					ESTIMATED TOTAL PROJECT COST: \$15,288,103				

FISCAL YEARS 2023-2026 TRANSPORTATION IMPROVEMENT PROGRAM

COUNTY: ST. LOUIS CITY

ID	ORGANIZATION NAME/PROJECT TITLE/DESC	FUNDING CAT	IMPROVEMENTS		2023-2026 TOTAL	2023	2024	2025	2026
5596-13	BI-STATE DEVELOPMENT/METRO - ML1170,d,z UNION STATION TUNNEL REHAB	STP-S	Transit Capital Imps. MetroLink Improvements	PE	\$0	\$0	\$0	\$0	\$0
				ROW	\$0	\$0	\$0	\$0	\$0
				IMPL	\$10,000,000	\$10,000,000	\$0	\$0	
				TOTAL	\$10,000,000	\$10,000,000	\$0	\$0	
				ESTIMATED TOTAL PROJECT COST: \$10,000,000					
	LENGTH (mi): 0.2		Federal: \$8,000,000						
	AIR QUALITY STAT: Exempt - 93.126		State: \$0						
	PROJ PURPOSE: Preservation		Local: \$2,000,000						
6996D-20	CITY SENIORS VEHICLE ACQUISITION TWO (2) LOWERED FLOOR ACCESSIBLE MINIVANS	S5310	Transit Capital Imps.	PE	\$0	\$0	\$0	\$0	\$0
				ROW	\$0	\$0	\$0	\$0	
				IMPL	\$81,318	\$81,318	\$0	\$0	
				TOTAL	\$81,318	\$81,318	\$0	\$0	
				ESTIMATED TOTAL PROJECT COST: \$81,318					
	LENGTH (mi): 0		Federal: \$65,054						
	AIR QUALITY STAT: Exempt - 93.126		State: \$0						
	PROJ PURPOSE: Access to Opportunity		Local: \$16,264						
7264A-23 New	CITY SENIORS VEHICLE ACQUISITION ONE LOWERED FLOOR MINIVAN	S5310	Transit Capital Imps.	PE	\$0	\$0	\$0	\$0	\$0
				ROW	\$0	\$0	\$0	\$0	
				IMPL	\$55,771	\$55,771	\$0	\$0	
				TOTAL	\$55,771	\$55,771	\$0	\$0	
				ESTIMATED TOTAL PROJECT COST: \$55,771					
	LENGTH (mi): 0		Federal: \$44,617						
	AIR QUALITY STAT: Exempt - 93.126		State: \$0						
	PROJ PURPOSE: Access to Opportunity		Local: \$11,154						
6996J-20	FIVE STAR SENIOR CENTER VEHICLE ACQUISITION ONE (1) LOWERED FLOOR ACCESSIBLE MINIVAN	S5310	Transit Capital Imps.	PE	\$0	\$0	\$0	\$0	\$0
				ROW	\$0	\$0	\$0	\$0	
				IMPL	\$40,659	\$40,659	\$0	\$0	
				TOTAL	\$40,659	\$40,659	\$0	\$0	
				ESTIMATED TOTAL PROJECT COST: \$40,659					
	LENGTH (mi): 0		Federal: \$32,527						
	AIR QUALITY STAT: Exempt - 93.126		State: \$0						
	PROJ PURPOSE: Access to Opportunity		Local: \$8,132						
7204-24	GREAT RIVERS GREENWAY - CMAQ-9901(668) BRICKLINE GREENWAY SARAH ST TO GRAND AVE SHARED USE PATH (12-14') - BRIDGE OVER VANDEVENTER	CMAQ	Bicycle Facilities Pedestrian Facility Bridge(s)	PE	\$0	\$0	\$0	\$0	\$0
				ROW	\$215,000	\$215,000	\$0	\$0	
				IMPL	\$12,863,400	\$0	\$12,863,400	\$0	
				TOTAL	\$13,078,400	\$215,000	\$12,863,400	\$0	
				ESTIMATED TOTAL PROJECT COST: \$13,858,400					
	LENGTH (mi): 0.75		Federal: \$4,000,000						
	AIR QUALITY STAT: Exempt - 93.126		State: \$0						
	PROJ PURPOSE: Sustainable Development		Local: \$9,078,400						

FISCAL YEARS 2023-2026 TRANSPORTATION IMPROVEMENT PROGRAM

COUNTY: ST. LOUIS CITY

ID	ORGANIZATION NAME/PROJECT TITLE/DESC	FUNDING CAT	IMPROVEMENTS		2023-2026 TOTAL	2023	2024	2025	2026
7224-24 New	GREAT RIVERS GREENWAY BRICKLINE GREENWAY - NORTH SEGMENT, PHASE 1 GRAND: NATL BRIDGE-CASS; CASS: GRAND-SPRING; SPRING CASS-PAGE - SHARED USE PATH - LN REDUCE 4 TO 2 W/TWTL LENGTH (mi): 1.2 AIR QUALITY STAT: Regionally Significant PROJ PURPOSE: Sustainable Development	RAISE	Preliminary Engineering	PE ROW IMPL	\$0 \$260,000 \$23,146,200	\$0 \$260,000 \$0	\$0 \$0 \$23,146,200	\$0 \$0 \$0	\$0 \$0 \$0
			Federal: \$15,000,000 State: \$0 Local: \$8,406,200	TOTAL	\$23,406,200	\$260,000	\$23,146,200	\$0	\$0
					ESTIMATED TOTAL PROJECT COST: \$25,406,200				
7238A-26 New	GREAT RIVERS GREENWAY BRICKLINE GREENWAY, NORTH SEGMENT, PHASE 2 SPRING AVE - PAGE AVE TO WASHINGTON AVE SHARED USE PATH (12') - RD RECONFIGURATION (4-2 LNS) LENGTH (mi): 0.53 AIR QUALITY STAT: Not Regionally Significant PROJ PURPOSE: Sustainable Development	TAP-S	Bicycle Facilities Construct Bridge(s) Intersection Improvement	PE ROW IMPL	\$1,030,500 \$116,000 \$7,900,500	\$1,030,500 \$0 \$0	\$0 \$116,000 \$0	\$0 \$0 \$0	\$0 \$0 \$7,900,500
			Federal: \$4,000,000 State: \$0 Local: \$5,047,000	TOTAL	\$9,047,000	\$1,030,500	\$116,000	\$0	\$7,900,500
					ESTIMATED TOTAL PROJECT COST: \$9,047,000				
6991T-20	MODOT - 6S3443 I-44 MACKLIND AVE TO NEBRASKA AVE BRIDGE REPLACEMENTS (OVERPASSES) LENGTH (mi): 6.59 AIR QUALITY STAT: Exempt - 93.126 PROJ PURPOSE: Preservation	NHPP	Replace Bridge(s)	PE ROW IMPL	\$3,926,000 \$265,000 \$32,935,000	\$400,000 \$0 \$0	\$700,000 \$0 \$0	\$710,000 \$265,000 \$0	\$2,116,000 \$0 \$32,935,000
			Federal: \$29,700,800 State: \$7,425,200 Local: \$0	TOTAL	\$37,126,000	\$400,000	\$700,000	\$975,000	\$35,051,000
					ESTIMATED TOTAL PROJECT COST: \$37,237,000				
7230D-23 New	MODOT - SL0087 I-64 KINGSHIGHWAY TO JEFFERSON (PARTIAL) BRIDGE REHABILITATION/ RECONFIGURE RAMPS LENGTH (mi): 2.55 AIR QUALITY STAT: Exempt - 93.127 PROJ PURPOSE: Preservation	NHPP	Rehabilitate Bridge(s) Interchange Revision	PE ROW IMPL	\$2,429,000 \$0 \$16,391,000	\$100,000 \$0 \$0	\$400,000 \$0 \$0	\$800,000 \$0 \$0	\$1,129,000 \$0 \$16,391,000
			Federal: \$16,938,000 State: \$1,882,000 Local: \$0	TOTAL	\$18,820,000	\$100,000	\$400,000	\$800,000	\$17,520,000
					ESTIMATED TOTAL PROJECT COST: \$18,820,000				
7229L-23 New	MODOT - SL0064 I-64 SARAH STREET TO 21ST STREET PAVEMENT RESURFACING UPGRADE GUARDRAIL AND ADA TRANSITION PLAN IMPROVEMENTS LENGTH (mi): 2.09 AIR QUALITY STAT: Exempt - 93.126 PROJ PURPOSE: Preservation	NHPP	Resurfacing Pedestrian Facility	PE ROW IMPL	\$163,000 \$0 \$1,035,000	\$10,000 \$0 \$0	\$60,000 \$0 \$0	\$93,000 \$0 \$1,035,000	\$0 \$0 \$0
			Federal: \$1,078,200 State: \$119,800 Local: \$0	TOTAL	\$1,198,000	\$10,000	\$60,000	\$1,128,000	\$0
					ESTIMATED TOTAL PROJECT COST: \$1,198,000				

FISCAL YEARS 2023-2026 TRANSPORTATION IMPROVEMENT PROGRAM

COUNTY: ST. LOUIS CITY

ID	ORGANIZATION NAME/PROJECT TITLE/DESC	FUNDING CAT	IMPROVEMENTS		2023-2026 TOTAL	2023	2024	2025	2026
7216M-22	MODOT - 6I3662 I-70 VARIOUS BRIDGES BRIDGE WASHING (INCL. \$209,100 IDOT FUNDS) LENGTH (mi): 2.37 AIR QUALITY STAT: Exempt - 93.126 PROJ PURPOSE: Preservation	NHPP	Miscellaneous	PE ROW IMPL TOTAL	\$75,000 \$0 \$709,000 \$784,000	\$1,000 \$0 \$0 \$1,000	\$1,000 \$0 \$0 \$1,000	\$14,000 \$0 \$0 \$14,000	\$59,000 \$0 \$709,000 \$768,000
					ESTIMATED TOTAL PROJECT COST: \$785,000				
7229R-23	MODOT - SL0073 New MO 100 ST LOUIS CITY LIMITS TO I-44 PAVEMENT RESURFACING LENGTH (mi): 6.76 AIR QUALITY STAT: Exempt - 93.126 PROJ PURPOSE: Preservation	STAC*	Resurfacing	PE ROW IMPL TOTAL	\$361,000 \$0 \$3,003,000 \$3,364,000	\$5,000 \$0 \$0 \$5,000	\$100,000 \$0 \$0 \$100,000	\$256,000 \$0 \$3,003,000 \$3,259,000	\$0 \$0 \$0 \$0
					ESTIMATED TOTAL PROJECT COST: \$3,364,000				
6798J-18	MODOT - 6S3279 MO 367 HALLS FERRY CIRCLE TO I-70 PAVEMENT RESURFACING UPGRADE PEDESTRIAN FACILITIES LENGTH (mi): 2.162 AIR QUALITY STAT: Exempt - 93.126 PROJ PURPOSE: Preservation	STAC*	Resurfacing 4 Lane Pvmnt Pedestrian Facility	PE ROW IMPL TOTAL	\$292,000 \$0 \$2,058,000 \$2,350,000	\$292,000 \$0 \$2,058,000 \$2,350,000	\$0 \$0 \$0 \$0	\$0 \$0 \$0 \$0	\$0 \$0 \$0 \$0
					ESTIMATED TOTAL PROJECT COST: \$2,424,000				
7219G-24	MODOT - 6S3531 MO 799 ON THE MARTIN LUTHER KING BRIDGE PAYMENT TO IDOT FOR DECK SEALING LENGTH (mi): 0.36 AIR QUALITY STAT: Not Regionally Significant PROJ PURPOSE: Preservation	NHPP	Bridge(s)	PE ROW IMPL TOTAL	\$1,000 \$0 \$85,000 \$86,000	\$0 \$0 \$0 \$0	\$1,000 \$0 \$85,000 \$86,000	\$0 \$0 \$0 \$0	\$0 \$0 \$0 \$0
					ESTIMATED TOTAL PROJECT COST: \$86,000				
6990U-20	MODOT - 6S3438 MO D ST LOUIS CITY LIMITS TO TUCKER BLVD PAVEMENT RESURFACING LENGTH (mi): 5.75 AIR QUALITY STAT: Exempt - 93.126 PROJ PURPOSE: Preservation	NHPP	Resurfacing	PE ROW IMPL TOTAL	\$437,000 \$10,000 \$4,913,000 \$5,360,000	\$60,000 \$10,000 \$0 \$70,000	\$377,000 \$0 \$4,913,000 \$5,290,000	\$0 \$0 \$0 \$0	\$0 \$0 \$0 \$0
					ESTIMATED TOTAL PROJECT COST: \$5,377,000				

*Refer to Appendix E for details on advanced construction.

FISCAL YEARS 2023-2026 TRANSPORTATION IMPROVEMENT PROGRAM

COUNTY: ST. LOUIS CITY

ID	ORGANIZATION NAME/PROJECT TITLE/DESC	FUNDING CAT	IMPROVEMENTS		2023-2026 TOTAL	2023	2024	2025	2026
6798H-18	MODOT - 6S3278 MO H ADELAIDE AVE TO W/O RIVERVIEW DR/ HALL ST PAVEMENT RESURFACING LENGTH (mi): 3.426 AIR QUALITY STAT: Exempt - 93.126 PROJ PURPOSE: Preservation	NHPP	Resurfacing 4 Lane Pvmnt	PE	\$460,000	\$44,000	\$416,000	\$0	\$0
				ROW	\$0	\$0	\$0	\$0	\$0
				IMPL	\$5,839,000	\$0	\$5,839,000	\$0	\$0
				TOTAL	\$6,299,000	\$44,000	\$6,255,000	\$0	\$0
			Federal: \$5,039,200 State: \$1,259,800 Local: \$0						
					ESTIMATED TOTAL PROJECT COST: \$6,669,000				
7219H-22	MODOT - 6S3552 New WEST FLORISSANT (NEAR I-70) OVER TERRA WEST BELT RAILROAD BRIDGE REHABILITATION LENGTH (mi): 0.39 AIR QUALITY STAT: Exempt - 93.126 PROJ PURPOSE: Preservation	NHPP	Rehabilitate Bridge(s)	PE	\$197,000	\$21,000	\$176,000	\$0	\$0
				ROW	\$0	\$0	\$0	\$0	\$0
				IMPL	\$2,324,000	\$0	\$2,324,000	\$0	\$0
				TOTAL	\$2,521,000	\$21,000	\$2,500,000	\$0	\$0
			Federal: \$2,016,800 State: \$504,200 Local: \$0						
					ESTIMATED TOTAL PROJECT COST: \$2,525,000				
6996M-20	NORTHSIDE YOUTH & SENIOR SERVICE CENTER VEHICLE ACQUISITION ONE (1) NARROW BODY CUTAWAY; TWO (2) 15-PASSENGER VANS LENGTH (mi): 0 AIR QUALITY STAT: Exempt - 93.126 PROJ PURPOSE: Access to Opportunity	S5310	Transit Capital Imps.	PE	\$0	\$0	\$0	\$0	\$0
				ROW	\$0	\$0	\$0	\$0	\$0
				IMPL	\$110,395	\$110,395	\$0	\$0	\$0
				TOTAL	\$110,395	\$110,395	\$0	\$0	\$0
			Federal: \$88,315 State: \$0 Local: \$22,080						
					ESTIMATED TOTAL PROJECT COST: \$110,395				
7264O-23	NORTHSIDE YOUTH & SENIOR SERVICES New OPERATING ASSISTANCE THREE YEARS OPERATING EXPENSES & GPS/NAVIGATION SYSTEM LENGTH (mi): 0 AIR QUALITY STAT: Exempt - 93.126 PROJ PURPOSE: Access to Opportunity	S5310	Transit Operating Asst.	PE	\$0	\$0	\$0	\$0	\$0
				ROW	\$0	\$0	\$0	\$0	\$0
				IMPL	\$197,078	\$197,078	\$0	\$0	\$0
				TOTAL	\$197,078	\$197,078	\$0	\$0	\$0
			Federal: \$98,539 State: \$0 Local: \$98,539						
					ESTIMATED TOTAL PROJECT COST: \$197,078				
7264H-23	NORTHSIDE YOUTH & SENIOR SERVICES New VEHICLE AQUISITION ONE WIDE BODY CUTAWAY, ONE HIGH ROOF LONG CONVERSION VAN, AND ONE 15-PASSENGER VAN LENGTH (mi): 0 AIR QUALITY STAT: Exempt - 93.126 PROJ PURPOSE: Access to Opportunity	S5310	Transit Capital Imps.	PE	\$0	\$0	\$0	\$0	\$0
				ROW	\$0	\$0	\$0	\$0	\$0
				IMPL	\$199,649	\$199,649	\$0	\$0	\$0
				TOTAL	\$199,649	\$199,649	\$0	\$0	\$0
			Federal: \$159,719 State: \$0 Local: \$39,930						
					ESTIMATED TOTAL PROJECT COST: \$199,649				

FISCAL YEARS 2023-2026 TRANSPORTATION IMPROVEMENT PROGRAM

COUNTY: ST. LOUIS CITY

ID	ORGANIZATION NAME/PROJECT TITLE/DESC	FUNDING CAT	IMPROVEMENTS		2023-2026 TOTAL	2023	2024	2025	2026
6502B-22	ST. LOUIS - STP-9900(675) COLUMBIA AND SOUTHWEST BRIDGE OVER UNION PACIFIC RAILROAD REPLACE SW BRIDGE - REALIGN COLUMBIA TO SW LENGTH (mi): 0.2 AIR QUALITY STAT: Exempt - 93.126 PROJ PURPOSE: Preservation	STP-S	Replace Bridge(s)	PE	\$0	\$0	\$0	\$0	\$0
			Roadway Realignment	ROW	\$0	\$0	\$0	\$0	\$0
			Sidewalks	IMPL	\$7,900,000	\$0	\$7,900,000	\$0	\$0
				TOTAL	\$7,900,000	\$0	\$7,900,000	\$0	\$0
				Federal:	\$6,320,000	ESTIMATED TOTAL PROJECT COST: \$9,700,000			
				State:	\$0				
				Local:	\$1,580,000				
6828A-23	ST. LOUIS - STP-5451(602) COMPTON AVENUE BRIDGE OVER MILL CREEK RAILYARD REPLACE BRIDGE - CYCLETRACK - SIDEWALK (6') LENGTH (mi): 0.41 AIR QUALITY STAT: Exempt - 93.126 PROJ PURPOSE: Preservation	STP-S	Replace Bridge(s)	PE	\$0	\$0	\$0	\$0	\$0
			Bicycle Facilities	ROW	\$0	\$0	\$0	\$0	\$0
			Pedestrian Facility	IMPL	\$20,000,000	\$0	\$0	\$20,000,000	\$0
				TOTAL	\$20,000,000	\$0	\$0	\$20,000,000	\$0
				Federal:	\$16,000,000	ESTIMATED TOTAL PROJECT COST: \$20,000,000			
				State:	\$0				
				Local:	\$4,000,000				
7138-23	ST. LOUIS - CMAQ-9901(662) CORTEX-TOWER GROVE CONNECTOR SIGNAL OPTIMIZATION-TOWER GRV/VANDVTR: LACLEDE-MAG CYCLE TRACK - TOWER GRV/VANDVTR: MAGNOLIA-SARAH LENGTH (mi): 2.2 AIR QUALITY STAT: Regionally Significant PROJ PURPOSE: Congestion	CMAQ	Bicycle Facilities	PE	\$0	\$0	\$0	\$0	\$0
			Pedestrian Facility	ROW	\$0	\$0	\$0	\$0	\$0
			Signal Timing Progression	IMPL	\$9,300,000	\$9,300,000	\$0	\$0	\$0
				TOTAL	\$9,300,000	\$9,300,000	\$0	\$0	\$0
				Federal:	\$5,596,244	ESTIMATED TOTAL PROJECT COST: \$10,400,000			
				State:	\$0				
				Local:	\$3,703,756				
7246C-25	ST. LOUIS New CORTEX-TOWER GROVE CONNECTOR, PHASE 2 SARAH ST: FOREST PARK AVE TO VANDEVENTER CYCLE TRACK (10') - UPGRADED SIGNALS LENGTH (mi): 0.63 AIR QUALITY STAT: Exempt - 93.126 PROJ PURPOSE: Congestion	CMAQ	Bicycle Facilities	PE	\$520,000	\$520,000	\$0	\$0	\$0
			Pedestrian Facility	ROW	\$100,000	\$0	\$100,000	\$0	\$0
			Traffic Signals	IMPL	\$4,280,000	\$0	\$0	\$4,280,000	\$0
				TOTAL	\$4,900,000	\$520,000	\$100,000	\$4,280,000	\$0
				Federal:	\$3,424,000	ESTIMATED TOTAL PROJECT COST: \$4,900,000			
				State:	\$0				
				Local:	\$1,476,000				
7123A-22	ST. LOUIS - STP-9901(663) New LINDELL/UNION BRIDGE OVER FOREST PARK PKWY AND METROLINK BRIDGE REPLACEMENT - SIDEWALKS LENGTH (mi): 0.25 AIR QUALITY STAT: Exempt - 93.126 PROJ PURPOSE: Preservation	STP-S	Replace Bridge(s)	PE	\$0	\$0	\$0	\$0	\$0
			Roadway Improvements	ROW	\$500,000	\$0	\$500,000	\$0	\$0
			Sidewalks	IMPL	\$24,500,000	\$0	\$0	\$0	\$24,500,000
				TOTAL	\$25,000,000	\$0	\$500,000	\$0	\$24,500,000
				Federal:	\$20,000,000	ESTIMATED TOTAL PROJECT COST: \$27,500,000			
				State:	\$0				
				Local:	\$5,000,000				

FISCAL YEARS 2023-2026 TRANSPORTATION IMPROVEMENT PROGRAM

COUNTY: ST. LOUIS CITY

ID	ORGANIZATION NAME/PROJECT TITLE/DESC	FUNDING CAT	IMPROVEMENTS		2023-2026 TOTAL	2023	2024	2025	2026
7213-22	ST. LOUIS - CMAQ-9901(669) S. BROADWAY CYCLE TRACK DOVER ST TO RIVER CITY CASINO BLVD CYCLE TRACK (10') - CURB RAMPS LENGTH (mi): 2.1 AIR QUALITY STAT: Exempt - 93.126 PROJ PURPOSE: Sustainable Development	CMAQ	Bicycle Facilities Pedestrian Facility	PE	\$0	\$0	\$0	\$0	\$0
				ROW	\$0	\$0	\$0	\$0	\$0
				IMPL	\$1,050,000	\$0	\$1,050,000	\$0	\$0
				TOTAL	\$1,050,000	\$0	\$1,050,000	\$0	\$0
				Federal:	\$840,000				
				State:	\$0				
	Local:	\$210,000	ESTIMATED TOTAL PROJECT COST: \$1,200,000						
5205C-17	ST. LOUIS - BRO-B115(17) SULPHUR AVE BRIDGE OVER RIVER DES PERES REPLACE BRIDGE DECK, BRIDGE REHAB LENGTH (mi): 0.1 AIR QUALITY STAT: Exempt - 93.126 PROJ PURPOSE: Preservation	BRO	New Bridge Deck Rehabilitate Bridge(s)	PE	\$0	\$0	\$0	\$0	\$0
				ROW	\$0	\$0	\$0	\$0	\$0
				IMPL	\$295,000	\$295,000	\$0	\$0	\$0
				TOTAL	\$295,000	\$295,000	\$0	\$0	\$0
				Federal:	\$236,000				
				State:	\$0				
	Local:	\$59,000	ESTIMATED TOTAL PROJECT COST: \$295,000						
7246B-23 New	ST. LOUIS TRAFFIC MANAGEMENT ENHANCEMENTS, PHASE 5 DELMAR: DEBALIVIERE TO VANDEVENTER FIBER - SIDEWALK - PTZ CAMERAS - INTERCONNECTION LENGTH (mi): 2.7 AIR QUALITY STAT: Regionally Significant PROJ PURPOSE: Congestion	CMAQ	Signal Timing Progression Pedestrian Facility Traffic Signals	PE	\$500,000	\$500,000	\$0	\$0	\$0
				ROW	\$100,000	\$0	\$100,000	\$0	\$0
				IMPL	\$3,800,000	\$0	\$0	\$3,800,000	\$0
				TOTAL	\$4,400,000	\$500,000	\$100,000	\$3,800,000	\$0
				Federal:	\$3,520,000				
				State:	\$0				
	Local:	\$880,000	ESTIMATED TOTAL PROJECT COST: \$4,400,000						
7165-22	ST. LOUIS - TAP-5603(610) TUCKER BOULEVARD CYCLE TRACK WASHINGTON AVE TO CHOUTEAU AVE (MO 100) CYCLE TRACK (10') - SIGNAL UPDATES - BIKE BOXES - LN RECONFIG LENGTH (mi): 0.94 AIR QUALITY STAT: Exempt - 93.126 PROJ PURPOSE: Sustainable Development	TAP-S	Bicycle Facilities Pedestrian Facility Intersection Improvement	PE	\$0	\$0	\$0	\$0	\$0
				ROW	\$0	\$0	\$0	\$0	\$0
				IMPL	\$1,270,000	\$1,270,000	\$0	\$0	\$0
				TOTAL	\$1,270,000	\$1,270,000	\$0	\$0	\$0
				Federal:	\$1,016,000				
				State:	\$0				
	Local:	\$254,000	ESTIMATED TOTAL PROJECT COST: \$1,400,000						

DRAFT

This page intentionally left blank

DRAFT

Project Index

DRAFT

This page intentionally left blank

FISCAL YEARS 2023-2026
TRANSPORTATION IMPROVEMENT PROGRAM

INDEX OF PROJECTS BY COUNTY

COUNTY/ORGANIZATION NAME/PROJECT	YEAR	ID #	FUNDING CAT	PAGE
FRANKLIN				
CALVEY CREEK ROAD BRIDGE	2025	7237A	BRO	5
KIEL-LYON ROAD BRIDGE	2025	7237B	BRO	5
HUFF ROAD BRIDGE	2023	5187B	BRO	5
LOCKHART ROAD BRIDGE	2023	5187C	BRO	6
MO 47	2023	7125B	CMAQ	6
LITTLE BOONE CREEK ROAD BRIDGE	2024	7182A	STP-S	5
LITTLE INDIAN CREEK ROAD BRIDGE	2023	7182B	STP-S	6
HENDRICKS ROAD BRIDGE	2021	6948	STP-S	5
US 50	2011	5307A	NHPP	10
US 50	2020	6990Z	NHPP	11
MO 100	2022	7216Y	NHPP	7
MO 100	2022	7217M	NHPP	7
MO Y	2011	5305D	NHPP	10
MO MM	2018	6852O	STAC*	9
MO YY	2018	6852P	STAC*	10
MO CC	2022	7219K	STAC*	8
OR 44	2022	7219V	STAC*	10
MO KK	2022	7219Y	STAC*	9
MO N	2022	7220E	STAC*	9
MO AP	2023	7228G	STATE	8
MO PP	2023	7228H	STATE	10
MO 47	2023	7228I	STAC*	8
MO 100	2023	7228K	STAC*	7
MO 100	2023	7228L	STAC*	8
MO O	2023	7228M	STAC*	9
I-44	2023	7228N	NHPP	6
US 50	2023	7228W	NHPP	11
MO K	2023	7229H	STAC*	9
MO 100	2023	7229I	NHPP	7
I-44	2023	7227V	NHPP	6
I-44/MO VV/ MO UU	2023	7230O	STAC*	7
MO 185	2023	7230B	STAC*	8
NEW HAVEN MIDDLE SCHOOL SHARED USE PATH	2022	7160	TAP-S	11
FOURTH STREET	2023	7243	STP-S	11
OSAGE ST	2022	7210	CMAQ	11
UNION EXPRESSWAY	2023	7125A	STP-S	12
FRONT STREET, PHASE 2	2023	7199A	STP-S	12
HIGH STREET, PHASE 2	2023	7199B	STP-S	12
WESTLINK DRIVE	2021	6971	STP-S	12
JEFFERSON STREET	2021	6970	STP-S	12
JEFFERSON				
POMME ROAD	2026	7231A	STP-S	13
RICHARDSON ROAD	2023	7231B	CMAQ	13
LONEDELL ROAD	2025	7172	STP-S	13
N. MAIN STREET, PHASE 2	2023	7107	STP-S	13
CLARKE STREET	2024	7177	STP-S	13
OPERATING ASSISTANCE	2023	7264M	S5310	14

FISCAL YEARS 2023-2026 TRANSPORTATION IMPROVEMENT PROGRAM

INDEX OF PROJECTS BY COUNTY

COUNTY/ORGANIZATION NAME/PROJECT	YEAR	ID #	FUNDING CAT	PAGE
JEFFERSON				
OPERATING ASSISTANCE	2020	6997B	S5310	14
VEHICLE ACQUISITION	2020	6996G	S5310	14
VEHICLE AQUISITION	2023	7264C	S5310	14
W. MAIN STREET, PHASE 2	2023	7110	STP-S	15
N. MILL STREET	2024	7180	STP-S	14
ANTIRE ROAD - 2026	2025	7240A	STP-S	15
BRENNAN ROAD	2025	7240B	STP-S	15
EAST ROCK CREEK ROAD	2025	7240C	STP-S	16
FIFTH-FOURTH-BECKETT STREETS	2025	7240D	TAP-S	16
KONERT ROAD	2025	7240E	STP-S	17
COMMERCE DRIVE BRIDGE	2023	5189E	BRO	16
ALLEN ROAD BRIDGE	2021	6952A	STP-S	15
HUNNING ROAD	2021	6952B	STP-S	17
LAGUNA PALMA ROAD & MCGEHAN ROAD BRIDGES	2021	6952C	STP-S	17
GRAVOIS ROAD	2023	7113A	STP-S	17
MT. OLIVE RD BRIDGE	2023	7113C	STP-S	18
FLUCOM ROAD	2023	7187A	STP-S	16
HARMONY HILLS ROAD BRIDGE	2023	7187B	STP-S	17
OLD HIGHWAY M	2023	7187D	STP-S	18
TWIN RIVER ROAD	2024	7187E	STP-S	19
ANTIRE ROAD	2022	7113D	STP-S	15
OLD LEMAY FERRY ROAD	2021	6952E	STP-S	18
SECKMAN ROAD, PHASE 2	2021	6952G	STP-S	19
OLD LEMAY FERRY RD, PHASE 3	2023	7113B	STP-S	18
SALINE ROAD	2023	7113F	STP-S	19
MARKET STREET	2024	7187C	STP-S	18
DULIN CREEK ROAD	2023	7113E	STP-S	16
I-55	2024	6992HH	NHPP	19
MO 21	2018	6806N	NHPP	20
US 61	2018	6892C	STAC*	22
US 61	2019	6887D	HSIP	23
US 61	2019	6892R	NHPP	23
MO M	2019	6991A	HSIP	21
MO MM	2022	7219N	NHPP	22
US 61	2022	7220J	HSIP	23
MO M	2022	7220L	NHPP	21
I-55/US 67	2023	6054A	NHPP	20
MO P	2023	7228O	STAC*	22
MO C	2023	7228P	STAC*	21
MO CC	2023	7228Q	STAC*	21
MO 231	2023	7228R	NHPP	20
MO 21	2023	7228T	STAC*	20
MO PP	2023	7228U	STAC*	22
I-55	2023	7229J	NHPP	19
MO A	2023	7229K	STAC*	21
MO T	2023	7229N	STAC*	22
MO 110/US 61	2023	7229P	STAC*	20

FISCAL YEARS 2023-2026 TRANSPORTATION IMPROVEMENT PROGRAM

INDEX OF PROJECTS BY COUNTY

COUNTY/ORGANIZATION NAME/PROJECT	YEAR	ID #	FUNDING CAT	PAGE
JEFFERSON				
VEHICLE ACQUISITION	2020	6996L	S5310	23
OPERATING ASSISTANCE	2021	7152D	S5310	23
VEHICLE ACQUISITION	2020	6996O	S5310	24
VEHICLE ACQUISITION	2021	7151G	S5310	24
VEHICLE ACQUISITION	2023	7264I	S5310	24
MADISON				
STATE STREET, PHASE 2	2024	7141A	STP-S	26
BROWN STREET	2024	6574P	STP-B	25
FOSTERBURG ROAD, PHASE 3	2022	7214A	CMAQ	25
ROCK SPRINGS RD/COLLEGE AVE SIDEWALK	2024	7170A	TAP-S	25
SAFE ROUTES TO SCHOOL, PH 4	2022	7195A	TAP	25
MILTON ROAD, PHASE 1	2025	7215A	STP-S	25
ERWIN PLEGGIE EXPWY, PHASE 1	2026	7261B	STP-S	26
ERWIN PLEGGIE EXPRESSWAY, PHASE 1	2023	7170F	TAP-S	26
SUMMIT AVENUE, PHASE 2	2026	7261C	STP-S	27
SUGAR LOAF ROAD	2018	6515	STP-S	26
SUGARLOAF ROAD, PHASE 1	2019	6617	STP-S	26
SUMMIT AVENUE, PHASE 1	2023	6985D	STP-S	27
ST. LOUIS AVENUE, PHASE 1	2026	7261D	STP-S	27
W. AIRLINE DRIVE	2024	7141B	STP-S	27
ST. LOUIS STREET	2022	6934F	STP-S	28
UNIVERSITY DRIVE, PHASE 1	2023	6985G	STP-S	29
CENTER GROVE ROAD	2024	6574Q	STP-B	27
TROY ROAD	2024	7141D	STP-S	28
IL 157 SHARED USE PATH	2022	7214D	CMAQ	28
IL 157 SHARED USE PATH	2022	7195B	TAP	28
ESIC DRIVE	2025	7215C	STP-S	28
IL 159	2020	6986C	CMAQ	29
COUGAR DR/JUNCTION DR	2025	7215D	STP-S	29
TOLLE LANE, PHASE 2	2026	7261G	STP-S	30
PIERCE LANE, PHASE 5	2023	6985H	STP-S	29
TOLLE LANE, PHASE 1	2025	7215E	STP-S	29
MADISON AVENUE, PHASE 2	2026	7261H	STP-S	30
JOHNSON ROAD, PHASE 3	2023	6985I	STP-S	30
MARYVILLE ROAD	2021	7142C	CMAQ	31
MADISON AVENUE	2025	7215F	STP-S	30
GRIGSBY INTERMEDIATE SCHOOL SRTS	2023	6557C	TAP	30
6TH STREET	2023	6985J	STP-S	31
6TH STREET, PHASE 3	2024	7141F	STP-S	31
S. UNIVERSITY DRIVE, PHASE 1	2025	7215O	STP-S	31
THIRD ST	2022	6934H	STP-S	32
MADISON AVENUE, PHASE 1	2023	6985K	STP-S	31
MADISON AVENUE, PHASE 2	2024	7141G	STP-S	32
MADISON AVENUE, PHASE 3	2025	7215G	STP-S	32
RENKEN ROAD	2023	6575M	STP-R	32
S. MORELAND ROAD	2024	6575O	STP-R	33
LEE ROAD	2025	6574T	STP-B	32

FISCAL YEARS 2023-2026 TRANSPORTATION IMPROVEMENT PROGRAM

INDEX OF PROJECTS BY COUNTY

COUNTY/ORGANIZATION NAME/PROJECT	YEAR	ID #	FUNDING CAT	PAGE
MADISON				
ADA BUS STOP IMPROVEMENTS AND SHELTERS	2023	7226A	S5307	33
ALTERNATIVE TRANSPORTATION PROGRAM	2023	7262D	CMAQ	33
ALTON STATION	2022	7145Q	S5307	33
BASE SAFETY, SECURITY, IT	2023	7226B	S5307	33
COMPREHENSIVE FACILITIES VIDEO SURVEILLANCE	2023	7226C	S5307	34
EV CHARGERS AT PARK & RIDE LOTS	2025	7226D	S5307	34
GRANITE CITY TRANSIT STATION	2021	7145P	S5307	34
HEAVY DUTY TRANSIT BUSES 40'	2025	7145V	S5307	34
HEAVY-DUTY TRANSIT BUSES 40'	2022	7145UU	S5339	34
LIGHT DUTY BUS INSPECTION SERVICES	2025	7145R	S5307	35
LIGHT DUTY BUS REPLACEMENT	2025	7145S	S5307	35
MAINTENANCE FACILITY	2024	7226E	S5307	35
MCT TRANSIT OPERATIONS CENTER/SAFETY ENHANCEMENTS	2015	6444	S5307	35
PREVENTATIVE MAINTENANCE	2026	7226F	S5307	35
PREVENTIVE MAINTENANCE	2025	7145W	S5307	36
PREVENTIVE MAINTENANCE	2023	6667V	S5307	36
PREVENTIVE MAINTENANCE	2024	7145C	S5307	36
PROJECT ADMINISTRATION	2024	7145G	S5307	36
PROJECT ADMINISTRATION	2026	7226K	S5307	37
PROJECT ADMINISTRATION	2023	7145F	S5307	36
PROJECT ADMINISTRATION	2025	7145X	S5307	37
RADIO COMMUNICATIONS SYSTEM	2023	7226G	S5307	37
ST. JACOB PARK & RIDE	2021	6667Q	S5307	37
TRANSIT SUPPORT EQUIPMENT	2021	7145I	S5307	37
VEHICLES (NON-REVENUE)	2023	7145J	S5307	38
VEHICLES (NON-REVENUE)	2022	7145K	S5307	38
VEHICLES (NON-REVENUE)	2024	7226H	S5307	38
VEHICLES (NON-REVENUE)	2022	7145L	S5307	38
VIRTUALIZATION INFRASTRUCTURE	2023	7226I	S5307	38
VOIP SYSTEM	2024	7226J	S5307	39
KEEBLER ROAD, PHASE 3	2024	7141H	STP-S	39
RIGGIN ROAD	2026	7261L	STP-S	39
SPRING VALLEY ROAD, PHASE 3	2015	5634	STP-S	39
IL 162	2018	6831F	CMAQ	39
TROY-O'FALLON ROAD	2020	6805A	HSIP	40
US 40 SHARED USE PATH EXTENSION	2022	7195E	TAP	40
EDWARDSVILLE ROAD, PHASE 1	2025	7215N	STP-S	40
EDWARDSVILLE ROAD, PHASE 2	2026	7261N	STP-S	40
WOOD RIVER AVENUE, PHASE 1	2021	6864	STP-S	40
WOOD RIVER AVENUE, PHASE 2	2023	6934N	STP-S	41
MONROE				
GHENT ROAD, PHASE 1	2020	6768	STP-S	42
CARL STREET	2022	6574M	STP-B	42
GHENT ROAD, PHASE 2	2025	7215B	STP-S	42
GM&O CONNECTOR SHARED USE PATH	2022	7170B	TAP-S	42
OLD RT 156	2025	6574N	STP-B	43
FLORAVILLE ROAD	2024	6575N	STP-R	42

FISCAL YEARS 2023-2026 TRANSPORTATION IMPROVEMENT PROGRAM

INDEX OF PROJECTS BY COUNTY

COUNTY/ORGANIZATION NAME/PROJECT	YEAR	ID #	FUNDING CAT	PAGE
MONROE				
FLORAVILLE ROAD	2023	6805C	HSIP	43
OLD ROUTE 156	2022	6574R	STP-B	43
MEYER/CEDAR BLUFF/WOODLAND RIDGE	2026	7261M	STP-S	43
MOORE STREET, PHASE 7	2024	7141K	STP-S	43
MULTI-COUNTY-I				
PROJECT ADMINISTRATION	2023	6995I	S5310	44
OPERATING ASSISTANCE	2020	6997C	S5310	44
VEHICLE ACQUISITION	2023	6995F	S5310	44
VEHICLE ACQUISITION	2023	6995G	S5310	44
VEHICLE ACQUISITION	2023	6995H	S5310	44
MULTI-COUNTY-M				
BUS REPLACEMENT - 2019 (A)	2019	6814C	CMAQ	45
BUS REPLACEMENT - 2019 (B)	2019	6814D	CMAQ	45
BUS REPLACEMENT - 2021 (A)	2021	6926A	CMAQ	45
BUS REPLACEMENT - 2021 (B)	2021	6926B	CMAQ	45
BUS REPLACEMENT - 2023 (A)	2023	7103C	CMAQ	46
BUS REPLACEMENT - 2023 (B)	2023	7103D	CMAQ	46
BUS REPLACEMENT - 2024 (A)	2024	7201A	CMAQ	46
BUS REPLACEMENT - 2024 (B)	2024	7201B	CMAQ	46
BUS REPLACEMENT - 2025 (A)	2025	7232C	CMAQ	46
BUS REPLACEMENT - 2025 (B)	2023	7232D	CMAQ	47
CALL-A-RIDE VAN REPLACEMENT - 2022 (A)	2022	6939A	STP-S	47
CALL-A-RIDE VAN REPLACEMENT - 2022 (B)	2022	6939B	STP-S	47
CALL-A-RIDE VAN REPLACEMENT - 2023 (A)	2023	7103A	STP-S	47
CALL-A-RIDE VAN REPLACEMENT - 2023 (B)	2023	7103B	STP-S	47
CALL-A-RIDE VAN REPLACEMENT - 2025 (A)	2025	7174A	STP-S	48
CALL-A-RIDE VAN REPLACEMENT - 2025 (B)	2025	7174B	STP-S	48
CALL-A-RIDE VEHICLE REPLACEMENT - 2026 (A)	2026	7232A	STP-S	48
CALL-A-RIDE VEHICLE REPLACEMENT - 2026 (B)	2026	7232B	STP-S	48
DEMAND RESPONSE PROGRAM EXPANSION	2021	7152A	S5310	48
METRO BUS REPLACEMENT - 2022 (A)	2022	6975A	CMAQ	49
METRO BUS REPLACEMENT - 2022 (B)	2022	6975B	CMAQ	50
METRO CONNECTIONS PILOT	2020	6997A	S5310	50
METRO SYSTEM WAYFINDING, PHASE 3	2018	6889A	S5310	50
PROJECT ADMINISTRATION	2023	7264P	S5310	51
WAYFINDING TECHNOLOGY AND OUTREACH	2023	7264L	S5310	51
BUS REPLACEMENT - 2018	2018	6754A	CMAQ	45
EMPLOYEE TRAINING	2021	6891L	S5312	49
TRANSIT ASSET MANAGEMENT PROGRAM	2012	5661	S5307	51
INFORMATION TECHNOLOGY PROJECTS	2013	5691	S5307	49
METRO BUS STOP SIGNAGE REPLACEMENT	2014	5987A	S5317	50
FACILITY REHABILITATION	2015	6438	S5307	49
METROLINK STATION IMPROVEMENTS	2013	5680	S5337	50
LRV UPGRADES AND EQUIPMENT	2015	6443	FXDGW	49
REVENUE VEHICLES	2016	5925D	S5307	51
VEHICLE ACQUISITION	2018	6888E	S5310	51
VEHICLE ACQUISITION	2020	6996B	S5310	52

FISCAL YEARS 2023-2026 TRANSPORTATION IMPROVEMENT PROGRAM

INDEX OF PROJECTS BY COUNTY

COUNTY/ORGANIZATION NAME/PROJECT	YEAR	ID #	FUNDING CAT	PAGE
MULTI-COUNTY-M				
VEHICLE ACQUISITION	2020	6996C	S5310	52
BUILDING TRANSIT RIDERSHIP	2023	7253	CMAQ	52
VEHICLE ACQUISITION	2021	7151A	S5310	52
VEHICLE ACQUISITION	2020	6996H	S5310	52
VEHICLE ACQUISITION	2023	7264D	S5310	53
VEHICLE ACQUISITION	2020	6996I	S5310	53
DEER CREEK GREENWAY	2025	7238B	CMAQ	53
OPERATING ASSISTANCE	2020	6997D	S5310	53
VEHICLE ACQUISITION	2021	7151D	S5310	53
VEHICLE ACQUISITION	2023	7264F	S5310	54
MARINE VESSEL ENGINE REPOWER - 2025	2025	7254	CMAQ	54
MARINE VESSEL ENGINE REPOWER - 2023	2023	7205	CMAQ	54
VEHICLE ACQUISITION	2023	7264G	S5310	54
LOOP TROLLEY OPERATING ASSISTANCE	2023	7255	CMAQ	54
PROJECT ADMINISTRATION	2023	7264K	S5310	61
PROJECT ADMINISTRATION - 5310 ENHANCED MOBILITY	2018	6794Q	S5310	62
PROJECT ADMINISTRATION - 5310 ENHANCED MOBILITY	2022	7151J	S5310	62
PROJECT ADMINISTRATION - 5310 ENHANCED MOBILITY	2020	6996V	S5310	62
PROJECT ADMINISTRATION - 5310 ENHANCED MOBILITY	2019	6888O	S5310	62
PROJECT ADMINISTRATION - 5310 ENHANCED MOBILITY	2018	6794R	S5310	62
PROJECT ADMINISTRATION - 5310 ENHANCED MOBILITY	2020	6996U	S5310	61
VARIOUS	2008	4772	STATE	64
I-64	2011	2606D	STATE	58
I-55	2018	6806L	NHFP	58
I-55	2019	6990Q	NHPP	57
I-70	2019	6936M	NHPP	59
I-55	2020	6991D	NHPP	58
I-64	2023	7171J	NHPP	58
VARIOUS BRIDGE REHABILITATION	2022	7171K	NHPP	72
I-70/I-64/MO 370	2022	7171M	NHPP	59
VARIOUS BRIDGE REHABILITATIONS	2022	7171N	NHPP	72
SIGNAL REPLACEMENTS	2022	7171T	NHPP	63
I-270	2022	7171V	NHPP	57
VARIOUS	2022	7216D	STAC*	72
VARIOUS	2022	7216E	STAC*	71
I-64/I-270	2022	7216G	NHPP	59
I-44	2022	7216H	NHPP	57
VARIOUS	2022	7216K	NHPP	70
ASPHALT PAVEMENT IMPROVEMENTS	2019	6807M	STAC*	55
BRIDGE REPAIRS	2020	6936W	STAC*	55
BRIDGE REPAIRS	2020	6936U	STAC*	55
FENCE REPAIR	2020	6936T	STATE	56
GUARD CABLE REPAIR	2020	6936R	STAC*	56
GUARDRAIL REPAIR	2020	6989B	STAC*	57
CONCRETE PAVEMENT IMPROVEMENTS	2020	6936P	STAC*	56
GUARDRAIL REPAIR	2023	6989G	STAC*	57
GUARDRAIL REPAIR	2020	6989I	STAC*	56

FISCAL YEARS 2023-2026 TRANSPORTATION IMPROVEMENT PROGRAM

INDEX OF PROJECTS BY COUNTY

COUNTY/ORGANIZATION NAME/PROJECT	YEAR	ID #	FUNDING CAT	PAGE
MULTI-COUNTY-M				
SAFETY IMPROVEMENTS	2020	6989N	HSIP	63
VARIOUS	2020	6991Z	STAC*	70
VARIOUS	2022	7216R	STAC*	70
MO 370	2022	7216W	NHPP	60
US 67	2021	6992U	NHPP	64
VARIOUS	2022	7216Z	HSIP	71
MO 370/MO 364	2022	7217A	HSIP	60
VARIOUS	2022	7217P	STAC*	64
VARIOUS	2022	7217Q	HSIP	67
VARIOUS	2022	7217R	HSIP	69
VARIOUS	2022	7217S	HSIP	66
MO 370	2022	7217U	NHPP	60
VARIOUS	2022	7217W	STAC*	68
VARIOUS	2022	7217X	STAC*	65
VARIOUS	2022	7217Z	STAC*	64
VARIOUS	2022	7219A	STAC*	69
VARIOUS	2022	7219B	STAC*	68
VARIOUS	2022	7219C	STAC*	68
VARIOUS	2023	7227B	STAC*	67
VARIOUS	2023	7227C	STAC*	67
VARIOUS	2022	7227D	STAC*	67
VARIOUS	2022	7227E	STAC*	66
VARIOUS	2022	7227F	STAC*	66
VARIOUS	2022	7227G	STAC*	68
VARIOUS	2022	7227H	STAC*	65
VARIOUS	2023	7227I	STAC*	66
VARIOUS	2020	6989O	STAC*	69
TRAFFIC MANAGEMENT CENTER (TMC)	2020	6989P	STAC*	63
ITS OPERATIONS	2020	6989Q	STAC*	59
ITS OPERATIONS	2020	6989R	STAC*	59
ITS OPERATIONS	2020	6989S	STAC*	60
ADVANCE TRAFFIC MANAGEMENT SYSTEM (ATMS) MAINTENAN	2024	6989T	STAC*	55
VARIOUS	2023	7227J	STAC*	65
VARIOUS	2023	6892E	STAC*	65
VARIOUS	2023	6892F	STAC*	66
VARIOUS	2023	6892G	STAC*	65
VARIOUS	2023	6892H	STAC*	64
VARIOUS	2023	6892I	STAC*	67
VARIOUS	2023	6892J	STAC*	71
VARIOUS	2022	6989W	STAC*	69
VARIOUS	2022	6989Z	STAC*	68
MO 30	2020	6990Y	STAC*	60
SIGNAL OPTIMIZATION - 2023	2023	7134	CMAQ	63
SIGNAL OPTIMIZATION - 2023	2022	7134A	NHPP	63
MO T	2022	7219W	STAC*	61
I-55	2023	7227L	NHPP	58
MO F	2023	7228J	STAC*	61

FISCAL YEARS 2023-2026 TRANSPORTATION IMPROVEMENT PROGRAM

INDEX OF PROJECTS BY COUNTY

COUNTY/ORGANIZATION NAME/PROJECT	YEAR	ID #	FUNDING CAT	PAGE
MULTI-COUNTY-M				
MO NN	2023	7228S	STAC*	61
VARIOUS	2022	7230F	STAC*	71
VARIOUS	2023	7230H	STAC*	71
VARIOUS	2023	7230I	STAC*	70
VARIOUS	2023	7230J	STATE	70
VARIOUS	2023	7230K	STAC*	72
VARIOUS	2023	7230L	HSIP	69
BRIDGE/TUNNEL INSPECTIONS	2024	5645B	STP-S	56
BRIDGE/TUNNEL INSPECTIONS	2018	5645A	STP-S	55
ST. LOUIS REGIONAL CLEAN AIR PARTNERSHIP	2023	7257	CMAQ	72
OPERATING ASSISTANCE	2021	7152F	S5310	73
VEHICLE ACQUISITION	2021	7151F	S5310	73
VEHICLE ACQUISITION	2020	6996N	S5310	73
OPERATING ASSISTANCE	2018	6889E	S5310	73
VEHICLE ACQUISITION	2020	6996P	S5310	73
VEHICLE ACQUISITION	2021	7151H	S5310	74
VEHICLE AQUISITION	2023	7264J	S5310	74
OPERATING ASSISTANCE	2021	7152E	S5310	74
MULTI-STATE				
COMMUNITY MOBILITY HUBS	2018	6802	S5339	75
METROLINK SLOPE STABILITY	2017	5171B	S5307	79
PROJECT ADMINISTRATION - 5310 ENHANCED MOBILITY	2022	7151I	S5310	81
PROJECT ADMINISTRATION - 5310 ENHANCED MOBILITY	2019	6888N	S5310	81
PROJECT ADMINISTRATION - 5310 ENHANCED MOBILITY	2020	6996S	S5310	80
RADIO COMMUNICATIONS-FED FORMULA	2007	4331	S5307	81
METROLINK ROW MAINTENANCE	2020	6891H	S5307	79
REVENUE VEHICLE REPLACEMENT	2021	6891G	S5307	82
COMMUNITY MOBILITY HUBS	2021	6891K	S5339	75
FACILITY REHABILITATION AND EQUIPMENT	2020	6891F	S5307	75
METROLINK ROW REHAB AND MAINTENANCE	2022	6891O	S5337	79
FACILITY MAINTENANCE REHAB AND EQUIPMENT	2022	6891M	S5307	75
SIGNS, SHELTERS, AND ENHANCEMENTS	2022	6891N	S5307	83
INFORMATION TECHNOLOGY PROJECT	2024	6891P	S5337	76
IT SYSTEMS UPGRADES	2013	5692	S5307	76
INFORMATION TECHNOLOGY UPGRADES	2019	6891A	S5307	76
INFORMATION SYSTEMS IMPROVEMENTS	2014	5937	S5307	76
PROJECT ADMINISTRATION - 5310 ENHANCED MOBILITY	2016	6709N	S5310	81
PROJECT ADMINISTRATION - 5310 ENHANCED MOBILITY	2016	6533R	S5310	80
PROJECT ADMINISTRATION - 5310 ENHANCED MOBILITY	2018	6794P	S5310	80
METROLINK ALIGNMENT MAINTENANCE	2014	4099B	S5337	77
METROLINK ALIGNMENT MAINT	2008	4099A	FXDGW	77
METROLINK ROW MAINTENANCE	2014	5930A	S5337	79
METROLINK IMPROVEMENTS	2014	5931	S5337	78
METROLINK ROW MAINTENANCE	2016	5930D	S5337	78
METROLINK ROW IMPROVEMENTS	2015	6440	S5337	78
RAIL FACILITY REHAB AND EQUIPMENT	2016	6572	S5337	81
METROLINK ROW IMPROVEMENTS	2016	5927A	S5337	78

FISCAL YEARS 2023-2026 TRANSPORTATION IMPROVEMENT PROGRAM

INDEX OF PROJECTS BY COUNTY

COUNTY/ORGANIZATION NAME/PROJECT	YEAR	ID #	FUNDING CAT	PAGE
MULTI-STATE				
RAIL MAINTENANCE FACILITY REHAB AND UPGRADES	2015	6439	S5337	82
MAINTENANCE FACILITY IMPROVEMENTS	2014	5934	S5337	77
METROLINK ROW MAINTENANCE	2015	5930G	S5337	78
BUS/PARATRANSIT MAINTENANCE	2021	6891B	S5307	75
REVENUE VEHICLES	2014	5925A	S5339	82
LRV UPGRADES AND EQUIPMENT	2014	5677A	S5337	77
REVENUE VEHICLES	2016	5925B	S5307	82
REVENUE VEHICLE REPLACEMENT	2021	6891C	S5339	82
SAFETY AND SECURITY UPGRADES	2016	6573	SECUR	83
SAFETY AND SECURITY	2017	6689	S5337	83
SAFETY AND SECURITY	2019	6891D	S5307	83
SAFETY AND SECURITY	2019	6891E	S5337	83
NON-REVENUE VEHICLE REPLACEMENT	2013	5684	S5307	80
NON REVENUE VEHICLE REPLACEMENT	2018	6801	S5307	79
LRV UPGRADES AND EQUIPMENT	2017	6688B	S5337	76
LRV UPGRADES AND EQUIPMENT	2018	6688A	S5307	77
PROGRAM ADMINISTRATION	2010	5177G	S5317	80
I-70 - NEW MISSISSIPPI RIVER BRIDGE	2011	3479Z	STATE	84
I-270	2017	6446A	NHPP	84
US 67	2024	72160	NHPP	84
ST. CHARLES				
HIGH/JACKSON/LOCUST SIDEWALK	2022	6937	STP-S	85
GREEN, WALNUT, FERRY, CHESTNUT SIDEWALKS	2024	7153	TAP-S	85
VEHICLE ACQUISITION	2021	7151B	S5310	85
VEHICLE ACQUISITION	2020	6996E	S5310	85
VEHICLE AQUISITION	2023	7264B	S5310	85
TOWN SQUARE ROAD	2023	7234	STP-S	86
DARDENNE PRAIRIE SIGNAL INTERCONNECT	2022	7203	CMAQ	86
STUMP ROAD	2021	6941	STP-S	86
VEHICLE ACQUISITION	2021	7151C	S5310	86
VEHICLE AQUISITION	2023	7264E	S5310	86
OPERATING ASSISTANCE	2020	6997E	S5310	87
OPERATING ASSISTANCE	2021	7152B	S5310	87
VEHICLE ACQUISITION	2021	7151E	S5310	87
OPERATING ASSISTANCE	2023	7264N	S5310	87
SOUTH LAKE SAINT LOUIS BLVD, PHASE 1	2023	7235	STP-S	88
HAWKRIDGE TRAIL/SOMMERS ROAD	2022	7131	CMAQ	88
FLASHING YELLOW ARROWS & SIGNAL IMPROVEMENTS	2022	7206	CMAQ	87
OLD HIGHWAY N	2022	7101B	STP-S	88
TECHNOLOGY DRIVE	2023	7189	STP-S	88
LAKE SAINT LOUIS BLVD UPTOWN SIDEWALK	2022	7159	TAP-S	88
I-70	2013	5905	NHPP	90
I-64	2022	7220M	NHPP	90
I-70	2021	6806EE	STATE	90
I-64	2020	6991E	NHPP	89
I-70/I-70 OUTER ROAD	2020	6990E	NHPP	91
I-70	2022	7171W	NHPP	90

FISCAL YEARS 2023-2026
TRANSPORTATION IMPROVEMENT PROGRAM

INDEX OF PROJECTS BY COUNTY

COUNTY/ORGANIZATION NAME/PROJECT	YEAR	ID #	FUNDING CAT	PAGE
ST. CHARLES				
US 61	2018	6811N	NHPP	95
GUARDRAIL REPAIR	2023	6989D	STAC*	89
GUARDRAIL REPAIR	2020	6989F	STAC*	89
MO 79	2020	6991G	STAC*	92
MO 79	2021	7216U	NHPP	92
MO 370	2022	7216V	NHPP	91
MO 79	2020	6992P	STAC*	92
MO 79	2023	7133	CMAQ	92
MO 370, PHASE 2	2022	6964C	NHPP	92
MO Z	2022	7150	STAC*	94
MO 370	2022	7217J	NHPP	91
US 67	2022	7217N	HSIP	96
MO D/ MO H	2020	6991H	STAC*	93
MO M	2020	6991I	STAC*	93
MO V	2020	6991J	STATE	94
I-70	2020	6990H	STAC*	90
I-70	2022	7219L	NHPP	91
MO Y	2022	7219P	STATE	94
OR 70	2022	7220Q	STAC*	95
MO N	2022	7223AA	STAC*	94
MO D	2022	7220V	STAC*	93
MO 94	2023	7227M	STAC*	93
MO Z	2023	7227N	STAC*	94
NORTH I-64 OUTER ROAD/MO N	2023	7227O	STAC*	95
US 61 OUTER ROAD	2023	7227P	STATE	95
MO 79	2023	7227Q	NHPP	93
HUSTER ROAD (MO 370 OR)	2023	7227T	STATE	89
US 61	2023	7227U	HSIP	95
MO 364	2023	7229E	NHPP	91
I-64	2023	7229F	NHPP	89
US 67	2026	7230E	NHPP	96
EGGERING DRIVE	2024	7242A	STP-S	96
MO N	2024	7242B	CMAQ	97
WELDON SPRING ROAD, PHASE 1	2022	7209	CMAQ	97
MAIN STREET, PHASE 2	2022	7118	STP-S	96
MAIN STREET, PHASE 3	2023	7192	STP-S	97
DARDENNE GREENWAY CONNECTION	2022	7161	TAP-S	96
2ND ST GREAT STREETS	2023	7244A	TAP-S	97
REGENCY PARKWAY	2024	7244B	STP-S	98
VEHICLE ACQUISITION	2018	6888M	S5310	99
ZUMBEHL RD	2023	7136	CMAQ	99
SCAT TRANSIT PARKING UNDER I-70	2023	7135	CMAQ	98
S. FIFTH STREET	2023	6960	STP-S	98
SECOND STREET	2022	7120	STP-S	99
DUCHESNE DRIVE	2023	7193A	STP-S	97
HAWKS NEST DRIVE	2024	7121	STP-S	98
MUEGGE ROAD	2023	7193B	STP-S	98

FISCAL YEARS 2023-2026 TRANSPORTATION IMPROVEMENT PROGRAM

INDEX OF PROJECTS BY COUNTY

COUNTY/ORGANIZATION NAME/PROJECT	YEAR	ID #	FUNDING CAT	PAGE
ST. CHARLES				
SIBLEY STREET/LINDENWOOD AVENUE SIDEWALK	2022	7164	TAP-S	99
ASPHALT OVERLAY - 2026 (A)	2026	7245A	STP-S	99
DUELLO ROAD, PHASE 2	2025	7245B	STP-S	100
HEPPERMAN ROAD, PHASE 2	2025	7245C	STP-S	101
HOPEWELL ROAD	2025	7245D	STP-S	101
JUNGERMANN/SALT LICK/SPENCER ATSPM	2023	7258A	CMAQ	101
MAIN STREET (O'FALLON) ATSPM	2023	7258B	CMAQ	102
ZUMBEHL/ELM/FIFTH/KINGSHWY ATSPM	2023	7258C	CMAQ	102
GGL - MEXICO RD SIGNAL PERFORMANCE MODULE	2022	7211A	CMAQ	100
GGL - MUEGGE RD SIGNAL PERFORMANCE MODULE	2022	7211B	CMAQ	101
JOSEPHVILLE ROAD	2025	7194C	STP-S	101
WEST MEYER ROAD	2025	7194D	STP-S	102
AUGUSTA BOTTOM ROAD BRIDGE	2024	7194A	STP-S	100
FEMME OSAGE CREEK ROAD BRIDGE	2024	7194B	STP-S	100
DUELLO ROAD, PHASE 3A	2023	7122A	STP-S	100
VEHICLE ACQUISITION	2020	6996Q	S5310	102
HARVESTER ROAD	2023	7259	CMAQ	103
MO 370, PHASE 2	2025	6964D	STP-S	103
MID RIVERS MALL DR	2022	7212	CMAQ	103
MEXICO ROAD BRIDGE	2023	7197C	STP-S	103
SPENCER ROAD	2023	6965	STP-S	104
BARKWOOD TRAILS DRIVE	2023	7197A	STP-S	102
JUNGS STATION ROAD	2023	7197B	STP-S	103
PEARCE BLVD	2023	7260	CMAQ	104
MO Z	2021	7140	CMAQ	104
PEINE ROAD	2021	6972	STP-S	104
W. PEARCE (I-70 N. OUTER RD)	2021	6973	STP-S	105
WENTZVILLE PARKWAY	2023	7127	STP-S	105
MEXICO ROAD	2023	7200	STP-S	104
WENTZVILLE PARKWAY SIDEWALK	2022	7168	TAP-S	105
ST. CLAIR				
WEST MAIN STREET - 2026	2026	7261A	STP-S	106
SOUTH BELT EAST	2011	5490	CMAQ	106
WEST BELLEVILLE BIKE TRAIL, PHASE 2	2014	5363A	TAP	106
LEBANON AVENUE	2021	6832	STP-S	106
WEST WASHINGTON STREET	2022	6934A	STP-S	106
BUS REPLACEMENT - SCCTD - 2024 (A)	2024	7214B	CMAQ	107
BUS REPLACEMENT - SCCTD - 2024 (B)	2024	7214C	CMAQ	107
BUS REPLACEMENT - SCCTD - 2025 (A)	2025	7262A	CMAQ	107
BUS REPLACEMENT - SCCTD - 2025 (B)	2025	7262B	CMAQ	107
METRO BUS REPLACEMENT - 2022 (A)	2022	6986A	CMAQ	108
METRO BUS REPLACEMENT - 2022 (B)	2022	6986B	CMAQ	108
METRO BUS REPLACEMENT 2023 (A)	2023	7142A	CMAQ	108
METRO BUS REPLACEMENT 2023 (B)	2023	7142B	CMAQ	108
METROLINK ROW AND STATION IMPROVEMENTS	2021	6891I	S5337	109
METROLINK STATION AND ROW IMPROVEMENTS	2021	6891J	S5307	109
METROLINK ALIGNMENT AND STATION IMPROVEMENTS	2018	6800A	S5337	108

FISCAL YEARS 2023-2026
TRANSPORTATION IMPROVEMENT PROGRAM

INDEX OF PROJECTS BY COUNTY

COUNTY/ORGANIZATION NAME/PROJECT	YEAR	ID #	FUNDING CAT	PAGE
ST. CLAIR				
FACILITY REHABILITATION AND EQUIPMENT	2018	6799	S5307	107
BOND AVENUE DRAINAGE AND SIDEWALKS	2023	6985C	STP-S	109
JEROME LANE, PHASE 1	2023	6985B	STP-S	109
DAVIS ST. FERRY ROAD	2008	4593	HPP	109
DR MARTIN LUTHER KING JR DR, PHASE 2	2026	7261E	STP-S	110
26TH/25TH STREET	2020	6769	STP-S	110
DR. MARTIN LUTHER KING JR DR	2024	7141C	STP-S	110
COOKSON ROAD	2026	7261F	STP-S	110
MARKET PLACE, PHASE 3	2021	6857	STP-S	111
LONGACRE DRIVE	2024	7141E	STP-S	110
IL 159 SIGNAL	2024	7262C	CMAQ	111
MCALLISTER STREET	2019	6613	STP-S	111
US 50	2018	6831C	CMAQ	111
N. JEFFERSON STREET (IL 4) SHARED USE PATH	2022	7170C	TAP-S	112
L & N RAILWAY TRAIL	2022	7195C	TAP	111
MADISON STREET SIDEWALK	2025	7215H	STP-S	112
SPOTSLVANIA STREET	2025	7215I	STP-S	112
STATE ST & LINCOLN AVE	2026	7261I	STP-S	113
HARTMAN LANE	2019	6935H	CMAQ	112
SIMMONS ROAD BRIDGE	2023	6985M	STP-S	113
E. STATE STREET/OLD VINCENNES TRAIL	2025	7215J	STP-S	112
MOUSETTE LANE LIGHTING	2026	7261J	STP-S	113
IL 3	2017	6784	CMAQ	113
QUEENY AVE	2018	6831E	CMAQ	114
SAUGET LIGHTING, PHASE 2	2024	7141I	STP-S	114
FALLING SPRINGS ROAD LIGHTING	2025	7215M	STP-S	113
GREEN MOUNT RD	2023	7262H	CMAQ	114
MAPLE STREET	2021	7142F	CMAQ	114
MAPLE STREET	2025	7215K	STP-S	114
IL 159 (N. MAIN ST)	2020	6986F	CMAQ	115
OLD COLLINSVILLE ROAD	2023	7262I	CMAQ	116
SULLIVAN DRIVE	2026	7261K	STP-S	117
NORTH GREEN MOUNT ROAD	2025	6575P	STP-R	116
IMBS STATION ROAD	2024	6574S	NHPP	116
FRANK SCOTT PARKWAY	2019	6935A	CMAQ	115
OLD COLLINSVILLE ROAD	2020	6986G	CMAQ	116
HARTMAN LN, 80TH ST, WATERLOO RD	2023	6985O	STP-S	115
TRIPLE LAKES ROAD	2024	6574O	STP-B	117
STOLLE ROAD	2024	7141J	STP-S	116
CONCORDIA CHURCH ROAD	2025	6575R	STP-R	115
SULLIVAN DRIVE, PHASE 2	2025	6575Q	STP-R	117
FRANK SCOTT PWY (FAU 9256)	2005	3502	HPP	115
ELECTRIFICATION OF THE ATS VEHICLE FLEET	2023	7262E	CMAQ	117
MID-AMERICA METROLINK EXTENSION	2021	7148	STATE	117
COMMUNITY INITIATIVES & ENGAGEMENT FOR TRANSIT	2023	7262F	CMAQ	118
BOUL AVENUE/IL 159 SIDEWALK	2023	7170D	TAP-S	118
KINGSBURY DR/KENWOOD DR/GILBERT ST	2025	7215L	STP-S	118

FISCAL YEARS 2023-2026
TRANSPORTATION IMPROVEMENT PROGRAM

INDEX OF PROJECTS BY COUNTY

COUNTY/ORGANIZATION NAME/PROJECT	YEAR	ID #	FUNDING CAT	PAGE
ST. LOUIS				
RIES ROAD	2024	7173	STP-S	119
VEHICLE ACQUISITION	2020	6996A	S5310	119
METROLINK ALIGNMENT AND STATION IMPROVEMENTS	2018	6800B	S5307	119
ISOLDA AVENUE BRIDGE	2022	7104	STP-S	119
DEER CREEK GREENWAY CONNECTOR	2022	7154	TAP-S	119
WILSON AVENUE	2026	7233	STP-S	120
BRENTWOOD/CENTRAL/BEMISTON	2024	7175	STP-S	120
WHITECLIFF PARK LANE BRIDGE	2022	7105	STP-S	120
US 67	2023	7106	STP-S	121
NEW BALLAS ROAD, PHASE 1	2022	6940	STP-S	120
CRAIG ROAD	2024	7176	STP-S	120
NORTH NEW BALLAS SIDEWALK	2022	7155	TAP-S	121
VEHICLE ACQUISITION	2020	6996F	S5310	121
HUDSON/TRASK	2023	7178	STP-S	121
LINDEMANN ROAD	2022	7108	STP-S	121
ALLENTON ROAD BRIDGE	2022	6898	STP-S	122
LARKIN WILLIAMS ROAD	2021	6944	STP-S	122
OLD HIGHWAY 141	2022	7109	STP-S	122
S. DADE AVENUE	2021	6945	STP-S	122
ROBERT AVENUE	2023	7179	STP-S	122
MULLANPHY ROAD, PHASE 2	2023	7236	STP-S	123
OPERATING ASSISTANCE	2023	7264Q	S5310	123
VEHICLE ACQUISITION	2023	7264R	S5310	123
MULLANPHY ROAD, PHASE 1	2023	7181	STP-S	123
RUE ST. DENIS, PHASE 2	2022	7111	STP-S	123
GEYER ROAD, PHASE 2	2022	7112	STP-S	124
SPOEDE ROAD BRIDGE	2023	7184	STP-S	124
SAPPINGTON ROAD	2023	7185	STP-S	124
E. ESSEX AVENUE	2021	6949	STP-S	124
MALINE GREENWAY	2023	6950	STP-S	124
MALINE GREENWAY	2023	6950A	HPP	125
ST. VINCENT GREENWAY	2025	7186	STP-S	125
TESON ROAD	2024	7239	STP-S	125
VEHICLE ACQUISITION	2018	6888G	S5310	125
PHANTOM DRIVE	2020	6900	STP-S	125
OPERATING ASSISTANCE	2021	7152C	S5310	126
W. ESSEX AVENUE	2022	6953	STP-S	127
KIRKWOOD ROAD, PHASE 1	2022	7114	STP-S	126
LINDEMANN ROAD	2022	7115	STP-S	126
S. CLAY AVENUE	2023	7188A	STP-S	126
S. KIRKWOOD RD, PHASE 2	2023	7188B	STP-S	127
HISTORIC AMTRAK STATION RESTORATION	2022	7158	TAP-S	126
DIELMAN ROAD	2022	6954	STP-S	127
HANNA ROAD, PHASE 2	2023	7241	STP-S	127
LA BONNE PARKWAY	2023	7116	STP-S	128
MANCHESTER RD (MO 100) SIDEWALK	2022	7117	STP-S	128
HANNA ROAD, PHASE 1	2024	7190	STP-S	127

FISCAL YEARS 2023-2026 TRANSPORTATION IMPROVEMENT PROGRAM

INDEX OF PROJECTS BY COUNTY

COUNTY/ORGANIZATION NAME/PROJECT	YEAR	ID #	FUNDING CAT	PAGE
ST. LOUIS				
GREENWOOD BOULEVARD	2023	7191	STP-S	128
ADIE ROAD	2023	6956	STP-S	128
MO 141	2023	7256	CMAQ	136
MO 180 SIGNAL OPTIMIZATION	2025	7263	CMAQ	137
I-170	2011	5309	STBG	129
I-270	2021	7171D	NHPP	131
I-270/I-255	2020	6991L	NHPP	131
I-270	2022	7171G	NHPP	130
I-170	2022	7171H	NHPP	130
I-170	2022	7171U	NHPP	129
I-44	2022	7171P	NHPP	132
I-70	2022	7171Q	NHPP	132
I-170	2022	7171R	NHPP	129
VARIOUS BRIDGES/CULVERTS	2021	6992X	STAC*	145
I-270	2022	7171X	NHPP	131
I-70	2022	7171Y	NHPP	133
I-270	2022	7171Z	STAC*	130
I-170	2022	7216B	NHPP	129
I-170	2023	7227A	NHPP	129
I-64	2022	7216C	NHPP	132
I-70	2022	7216F	NHPP	133
I-70	2022	7216J	NHFP	133
MO 100	2018	6798T	NHPP	134
MO 100 (WESTBOUND)	2022	7216N	NHPP	134
SAFETY IMPROVEMENTS	2021	6992S	HSIP	142
MO 100	2022	7117A	STAC*	134
MO 370	2022	7217K	NHPP	139
US 67	2022	7217L	NHPP	144
MO D	2017	6788G	NHPP	140
MO D	2023	7227K	NHPP	141
US 67	2018	6798N	NHPP	144
US 61	2018	6807W	NHPP	143
MO 21	2018	6798R	NHPP	137
I-70	2018	6811B	NHPP	134
MO 109	2023	6977BB	STBG	135
MO 109	2020	6979B	CMAQ	135
MO 267	2019	6892N	STAC*	138
MO 115	2019	6936F	NHPP	135
MO 115	2019	6936G	NHPP	136
MO CC	2022	7219E	STAC*	140
MO N	2020	6992F	STAC*	141
US 67	2022	7106B	STAC*	144
MO 30	2022	7219F	NHPP	138
I-55/I-44/I-270	2022	7219I	NHPP	132
US 67	2022	7219J	NHPP	144
MO AC	2022	7219M	STAC*	140
US 61	2022	7219O	NHPP	143

FISCAL YEARS 2023-2026
TRANSPORTATION IMPROVEMENT PROGRAM

INDEX OF PROJECTS BY COUNTY

COUNTY/ORGANIZATION NAME/PROJECT	YEAR	ID #	FUNDING CAT	PAGE
ST. LOUIS				
MO 366	2021	7171C	NHPP	139
MO 109	2022	7219Q	STAC*	134
MO D	2022	7219R	NHPP	141
MO 109	2022	7219S	NHPP	135
MO N	2021	6992W	STAC*	142
US 67	2022	7219Z	NHPP	143
US 67	2022	7220A	STAC*	143
MO D	2022	7220B	NHPP	141
MO 231	2022	7220F	STAC*	137
MO 231	2022	7220G	STAC*	137
MO AB	2022	7220H	STAC*	139
MO AC	2022	7220K	STAC*	140
MO U	2022	7216P	NHPP	142
US 67	2022	7220Z	NHPP	143
MO 141	2023	7227S	NHPP	136
I-270/DUNN RD	2023	7227W	NHPP	131
I-270/MO 370	2023	7227X	NHPP	131
MO 141	2023	7228A	NHPP	137
MO D	2023	7228C	NHPP	141
MO 141	2023	7228D	NHPP	136
US 67	2023	7228E	NHPP	144
MO 364	2023	7228F	NHPP	138
MO 364	2023	7229A	STAC*	139
I-44	2023	7229B	NHPP	132
I-270	2023	7229C	NHPP	130
I-70	2023	7229G	NHPP	133
I-255	2023	7229S	NHPP	130
I-70	2023	7229T	NHPP	133
MO 340	2023	7229U	NHPP	138
MO 109	2023	7229V	STAC*	135
MO 141	2023	7229W	NHPP	136
MO BA	2023	7229X	STAC*	140
MO 30	2023	7229Y	NHPP	138
I-170	2023	7230C	NHPP	128
MO 364	2022	7230G	NHPP	139
SIGNAL OPTIMIZATION - 2024	2024	7208A	STAC*	142
SIGNAL OPTIMIZATION - 2024	2024	7208	CMAQ	142
NATURAL BRIDGE (MO 115) SIDEWALKS	2022	7119	STP-S	145
WEIL/WILHUSEN/ST. VINCENT	2022	7124H	STP-S	145
BIG BEND ROAD - 2026	2024	7247A	STP-S	146
DORSETT ROAD - 2026	2024	7247B	STP-S	147
HANLEY ROAD - 2026	2024	7247C	STP-S	147
HAWKINS/NEW SUGAR CREEK RD - 2026	2024	7247D	STP-S	148
HOWDERSHELL ROAD - 2026	2024	7247E	STP-S	148
JENNINGS STN/CHAIN OF ROCKS RD - 2026	2024	7247F	STP-S	148
MILBURN ROAD	2023	7247J	CMAQ	150
NEW HALLS FERRY ROAD SIDEWALK	2024	7247G	TAP-S	150

FISCAL YEARS 2023-2026 TRANSPORTATION IMPROVEMENT PROGRAM

INDEX OF PROJECTS BY COUNTY

COUNTY/ORGANIZATION NAME/PROJECT	YEAR	ID #	FUNDING CAT	PAGE
ST. LOUIS				
PENNSYLVANIA AVENUE, PHASE 1 - 2026	2024	7247H	STP-S	151
S. WOODS MILL ROAD - 2026	2024	7247I	STP-S	152
HUDSON DR BRIDGE	2019	5204D	BRO	148
VORHOF DR BRIDGE	2019	5204F	BRO	152
S. WOODS MILL	2021	7139	CMAQ	152
I-255	2011	5394	IMD	148
WEST FLORISSANT AVENUE GREAT STREETS	2022	6531A	RAISE	153
REDMAN ROAD - 2023	2023	6963I	STP-S	152
WEST FLORISSANT AVENUE	2021	6963J	STP-S	153
WEST FLORISSANT AVENUE - 2024	2022	7124E	STP-S	153
LACLEDE STATION ROAD - 2025	2023	7196F	STP-S	149
REAVIS BARRACKS ROAD/GREEN PARK ROAD	2022	7124G	STP-S	151
LACKLAND ROAD - 2024	2022	7124A	STP-S	149
PAUL & S. ELIZABETH AVE - 2023	2023	6963H	STP-S	151
CHARBONIER ROAD - 2025	2023	7196C	STP-S	146
FERGUSON AVENUE - 2023	2023	6963D	STP-S	147
MIDLAND BLVD - 2023	2023	6963F	STP-S	150
DORSETT ROAD (EAST) - 2025	2023	7196D	STP-S	147
OLIVE BLVD - 2024	2022	7124C	STP-S	151
BIG BEND ROAD (EAST) - 2023	2023	6963A	STP-S	146
BIG BEND ROAD (WEST) - 2023	2023	6963B	STP-S	146
BAUMGARTNER ROAD - 2025	2023	7196A	STP-S	145
MCKELVEY ROAD - 2023	2023	6963E	STP-S	149
BENNINGTON PLACE - 2025	2023	7196B	STP-S	145
CRAIG ROAD - 2023	2023	6963C	STP-S	146
MASON ROAD - 2022	2020	6905A	STP-S	149
NEW FLORISSANT ROAD - 2023	2023	6963G	STP-S	150
N. HANLEY ROAD (F) - 2024	2022	7124B	STP-S	150
HANLEY-LACLEDE STATION ROAD - 2025	2023	7196E	STP-S	147
SULPHUR SPRING ROAD - 2024	2022	7124D	STP-S	152
WOODSON ROAD - 2024	2022	7124F	STP-S	153
OLD JAMESTOWN RD SIDEWALK, PH. 3	2022	7167	TAP-S	151
LARIMORE ROAD SIDEWALK	2024	7166	TAP-S	149
ROTT ROAD/WEST WATSON ROAD, PHASE 2	2023	7248	STP-S	153
WEST WATSON ROAD	2021	6966	STP-S	154
KEMPLAND PLACE BRIDGE	2023	7249	STP-S	154
CANTON AVENUE, PHASE 2	2022	7126	STP-S	154
PERSHING AVENUE	2023	7198	STP-S	154
VEHICLE ACQUISITION	2020	6996R	S5310	155
NORTH & SOUTH ROAD/MIDLAND SIDEWALKS, PHASE 2	2021	6752A	STP-S	154
ELM AVENUE CULVERT	2026	7250	STP-S	155
MO 100 J-TURNS	2025	7251	STP-S	155
VALLEY ROAD	2025	7252	STP-S	156
WILD HORSE CREEK ROAD BRIDGE	2023	6974	STP-S	156
MANCHESTER ROAD/TAYLOR ROAD	2023	7128	STP-S	155
MO 109	2022	7129	STP-S	155
OLD STATE ROAD SHARED USE PATH	2022	7169	TAP-S	156

FISCAL YEARS 2023-2026 TRANSPORTATION IMPROVEMENT PROGRAM

INDEX OF PROJECTS BY COUNTY

COUNTY/ORGANIZATION NAME/PROJECT	YEAR	ID #	FUNDING CAT	PAGE
ST. LOUIS CITY				
FOREST PARK-DEBALIVIERE METROLINK STN IMPROVEMENTS	2024	7174C	STP-S	157
TUNNEL & INTERLOCKING REHAB	2011	5339	S5307	157
TUNNELS AND BRIDGES REHAB	2014	5172A	S5337	157
UNION STATION TUNNEL REHAB	2013	5596	STP-S	158
TUNNELS AND BRIDGES REHAB	2015	5596A	S5307	157
RAIL MAINTENANCE FACILITY IMPROVEMENTS	2013	5681	S5337	157
VEHICLE ACQUISITION	2020	6996D	S5310	158
VEHICLE AQUISITION	2023	7264A	S5310	158
VEHICLE ACQUISITION	2020	6996J	S5310	158
BRICKLINE GREENWAY - NORTH SEGMENT, PHASE 1	2024	7224	RAISE	159
BRICKLINE GREENWAY, NORTH SEGMENT, PHASE 2	2026	7238A	TAP-S	159
BRICKLINE GREENWAY	2024	7204	CMAQ	158
I-70	2022	7216M	NHPP	160
MO H	2018	6798H	NHPP	161
MO 367	2018	6798J	STAC*	160
MO D	2020	6990U	NHPP	160
I-44	2020	6991T	NHPP	159
MO 799	2024	7219G	NHPP	160
WEST FLORISSANT (NEAR I-70)	2022	7219H	NHPP	161
I-64	2023	7229L	NHPP	159
MO 100	2023	7229R	STAC*	160
I-64	2023	7230D	NHPP	159
VEHICLE ACQUISITION	2020	6996M	S5310	161
OPERATING ASSISTANCE	2023	7264O	S5310	161
VEHICLE AQUISITION	2023	7264H	S5310	161
CORTEX-TOWER GROVE CONNECTOR, PHASE 2	2025	7246C	CMAQ	162
TRAFFIC MANAGEMENT ENHANCEMENTS, PHASE 5	2023	7246B	CMAQ	163
SULPHUR AVE BRIDGE	2017	5205C	BRO	163
CORTEX-TOWER GROVE CONNECTOR	2023	7138	CMAQ	162
S. BROADWAY CYCLE TRACK	2022	7213	CMAQ	163
COMPTON AVENUE BRIDGE	2023	6828A	STP-S	162
COLUMBIA AND SOUTHWEST BRIDGE	2022	6502B	STP-S	162
LINDELL/UNION BRIDGE	2022	7123A	STP-S	162
TUCKER BOULEVARD CYCLE TRACK	2022	7165	TAP-S	163

DRAFT

This page intentionally left blank

Appendix C – Scoping and Engineering Projects

The list on the following pages shows MoDOT projects that are in the scoping/evaluation phase or IDOT projects with engineering only programmed. Some projects may be farther along in the preliminary design process. All projects are in the planning process, but award dates have not been determined for them at this time. **Projects in this section are not commitments to construct or implement an improvement in the FY 2023-2026 TIP.**

This list shows the amount of state funds that are eligible for conversion to federal funds and the federal funding category.

DRAFT

This page intentionally left blank

DRAFT

Appendix C - MoDOT Scoping Projects

County	Project Title	TIP #	MoDOT Job #	Project Description	Fund Cat	Eligible for Conversion to Federal	Federal Programmed FY 2023-2026	Total Programmed FY 2023-2026	Total Scoping Cost	Estimated Cost Range to Construct	Air Quality
Franklin	I-44	4773-08	6I2073	I-44 - MO O To 0.15 Mi E/O MO AH Interchange Improvements (Bridge L0865, L0866, & L0931)	NHPP	\$0	\$1,600	\$2,000	\$315,000	\$25 million - \$50 million	Exempt-93.126
Franklin	I-44	5123B-13	6I2011B	I-44 - 1.25 Mi E/O MO O To MO 100 West Pavement Improvements	NHPP	\$0	\$1,600	\$2,000	\$79,000	\$25 million - \$50 million	Exempt-93.126
Franklin	I-44	7228X-23	SL0048	I-44 - MO 100 To Viaduct Street Pavement Resurfacing And Guardrail Upgrades	NHPP	\$0	\$517,500	\$575,000	\$575,000	\$5 million - \$10 million	Exempt-93.126
Franklin	MO 100	6992G-20	6P3522	MO 100 - 0.1 Mi E/O Dubois Creek To 1 Mi W/O MO AT Intersection Traffic Safety Plan	HSIP	\$0	\$9,000	\$10,000	\$515,000	No Cost Available	Exempt-93.126
Franklin	MO 47	6806Q-18	6P3297	MO 47 - N/O Miller Dr To N/O Cardwell St Pavement Repair	NHPP	\$0	\$8,000	\$10,000	\$145,000	\$300,000 - \$1 million	Exempt-93.126
Franklin	MO 47	7218-22	6P3661	MO 47 - MO 100 To I-44 Corridor Improvements	STAC*	\$1,600,000	\$0	\$2,000,000	\$2,200,000	\$50 million - \$75 million	Exempt-93.126
Franklin	MO 47	7218A-23	SL0082	MO 47 - Missouri River To St. Clair (Phase I) Potential Design Build Safety And Capacity Improvements	NHPP	\$0	\$3,389,000	\$4,210,000	\$4,210,000	\$75 million - \$100 million	Regionally Significant
Franklin	MO A	7228Y-23	SL0049	MO A - MO 100 To MO 47 Pavement Resurfacing And Pavement Repairs	STAC*	\$239,200	\$0	\$299,000	\$299,000	\$1 million - \$2 million	Exempt-93.126
Franklin	MO AB	7228Z-23	SL0050	MO AB - End Of State Maintenance To I-44 N Outer Rd Pavement Resurfacing And Pavement Repairs	STATE	\$0	\$0	\$100,000	\$100,000	\$100,000 - \$300,000	Exempt-93.126
Franklin	Old MO 100	7220C-22	6S3627	Old MO 100 - 0.21 Miles E/O Fifth Street Bridge Replacement	STAC*	\$268,000	\$0	\$335,000	\$340,000	No Cost Available	Exempt-93.126
Franklin	OR 44	7219U-22	6S3608	OR 44 - W/O MO AH Overpass To US 50 Pavement Resurfacing/ Repairs & Guardrail Upgr	STAC*	\$156,000	\$0	\$195,000	\$200,000	\$1 million - \$2 million	Exempt-93.126
Franklin	US 50	7229O-23	SL0067	US 50 - Over The Bourbeuse River Bridge Rehabilitation	NHPP	\$0	\$256,000	\$320,000	\$320,000	\$2 million - \$5 million	Exempt-93.126
Franklin	Various	7217F-22	6P3590	Various - In Franklin County Completion Of Bridge Inspection Checklist	STAC*	\$80,000	\$0	\$100,000	\$200,000	No Cost Available	Not Regionally Significant
Jefferson	I-55	6992H-20	6I3526	I-55 - 0.5 Mi N/O MO Z To 1 Mi S/O US 67 Corridor Improvements	NHPP	\$0	\$1,800,900	\$2,001,000	\$10,001,000	> \$100 million	Regionally Significant
Jefferson	I-55 Outer Road	6852U-18	6S3374	I-55 Outer Road - Over Railroad Tracks S/O MO Z Bridge Rehabilitation	STAC*	\$140,000	\$0	\$175,000	\$341,000	\$300,000 - \$1 million	Exempt-93.126
Jefferson	MO 30	7228V-23	SL0046	MO 30 - MO PP To St Louis County Line Pavement Resurfacing/ Repairs	NHPP	\$0	\$200,000	\$250,000	\$250,000	\$2 million - \$5 million	Exempt-93.126
Jefferson	MO Z	6892P-19	6S3403	MO Z - West Of I-55 In Pevely Relocating Weier Road And Add Signals	STAC*	\$8,000	\$0	\$10,000	\$215,000	\$1 million - \$2 million	Exempt-93.127
Jefferson	US 61	6892Q-19	6P3400	US 61 - At Castle Acres Rd & River Cement Rd Near Selma Safety Improvements	HSIP	\$0	\$9,000	\$10,000	\$165,000	\$1 million - \$2 million	Exempt-93.126
Jefferson	US 67	7230N-23	SL0109	US 67 - MO CC To Ste Francois Co Line Safety & Operational Study	NHPP	\$0	\$1,200,000	\$1,500,000	\$1,500,000	> \$100 million	Exempt-93.126
Jefferson	Various	7217B-22	6P3586	Various - In Jefferson County Completion Of Bridge Inspection Checklists	STAC*	\$80,000	\$0	\$100,000	\$200,000	No Cost Available	Not Regionally Significant
Multi-County-M	I-55	7171O-22	6I3565	I-55 - US 67 (Lindbergh) To 2nd St Bridge Painting	NHPP	\$0	\$138,600	\$154,000	\$156,000	\$5 million - \$10 million	Not Regionally Significant
Multi-County-M	I-64/I-70	6991P-20	6I3441	I-64/I-70 - I-64 At N. Sarah, I-70 At RR Bridge At West Florissant Bridge Rehabilitation	NHPP	\$0	\$65,700	\$73,000	\$87,000	\$1 million - \$2 million	Exempt-93.126
Multi-County-M	MO 100	6991K-20	6P3412	MO 100 - MO OO To W/O MO T Turn Lane Improvements	NHPP	\$0	\$1,600	\$2,000	\$105,000	\$2 million - \$5 million	Exempt-93.126
Multi-County-M	On-Call Inspections At Various Locations	6992Y-21	6S3601	On-Call Inspections At Various Locations - Utility Permit Inspections	STATE	\$0	\$0	\$101,000	\$401,000	No Cost Available	Not Regionally Significant
Multi-County-M	On-Call Survey To Sell Excess ROW Parcels	7220Y-22	SL0010	On-Call Survey To Sell Excess ROW Parcels - Various Locations In St Louis District	STAC*	\$200,000	\$0	\$250,000	\$400,000	No Cost Available	Not Regionally Significant
Multi-County-M	Scoping For Utility Coordination	7220X-22	SL0009	Scoping For Utility Coordination - Various Locations In St Louis District	STAC*	\$280,000	\$0	\$350,000	\$500,000	No Cost Available	Not Regionally Significant
Multi-County-M	Survey To Convey ROW For Change In Route Status	7220W-22	SL0008	Survey To Convey ROW For Change In Route Status - Various Locations In St Louis District	STAC*	\$200,000	\$0	\$250,000	\$400,000	No Cost Available	Not Regionally Significant
Multi-County-M	Various	7230U-23	SL0006	Various - Consultant Utility Subsurface Engineering	STAC*	\$120,000	\$0	\$150,000	\$150,000	No Cost Available	Exempt-93.126
Multi-County-M	Various	7230V-23	SL0007	Various - Scoping For Future Project Estimates	STAC*	\$120,000	\$0	\$150,000	\$150,000	No Cost Available	Exempt-93.126
Multi-County-M	Various	6992Z-21	6P3598	Various - On Various Routes In The St Louis District Scoping For Future Projects	STAC*	\$1,600	\$0	\$2,000	\$202,000	No Cost Available	Exempt-93.126

Appendix C - MoDOT Scoping Projects

County	Project Title	TIP #	MoDOT Job #	Project Description	Fund Cat	Eligible for Conversion to Federal	Federal Programmed FY 2023-2026	Total Programmed FY 2023-2026	Total Scoping Cost	Estimated Cost Range to Construct	Air Quality
Multi-County-M	Various	6852J-18	6I3352	Various - Various Routes Signage Improvements	STAC*	\$1,600	\$0	\$2,000	\$106,000	\$100,000 - \$300,000	Exempt-93.126
Multi-County-M	Various	6991C-19	6S3409	Various - St Louis District Surveying To Sell Excess Parcels	STATE	\$0	\$0	\$400,000	\$1,052,000	No Cost Available	Exempt-93.126
Multi-County-M	Various	7217G-22	6P3593	Various - In The St Louis District Its Asset Management Improvements To CCTV System Cameras	STAC*	\$30,400	\$0	\$38,000	\$48,000	\$300,000 - \$1 million	Not Regionally Significant
Multi-County-M	Various	7217H-22	6P3594	Various - In The St Louis District Its Asset Management Improvements To Dynamic Message Signs	STAC*	\$60,000	\$0	\$75,000	\$85,000	\$1 million - \$2 million	Not Regionally Significant
St. Charles	I-64	6992I-20	6I3527	I-64 - I-70 Interchange Interchange Improvements	NHPP	\$0	\$1,260,000	\$1,400,000	\$3,600,000	\$25 million - \$50 million	Exempt-93.127
St. Charles	I-70	6991F-20	6I3493	I-70 - Warren Co Line To Wentzville Pkwy Drainage And Subgrade Improvements	NHPP	\$0	\$1,800	\$2,000	\$204,000	\$1 million - \$2 million	Exempt-93.126
St. Charles	I-70	7230X-23	SL0111	I-70 - Wentzville Pkwy To Warren Co Line Capacity & Operational Improvements	NHPP	\$0	\$1,530,000	\$1,700,000	\$1,700,000	\$25 million - \$50 million	Regionally Significant
St. Charles	MO 79	7230W-23	SL0106	MO 79 - Dyer Road To Tr Hughes Boulevard Scoping For Capacity Improvements	NHPP	\$0	\$248,000	\$310,000	\$310,000	\$5 million - \$10 million	Regionally Significant
St. Charles	MO 94	6806A-18	6S3313	MO 94 - I-70 To Kingshighway St Pavement Resurfacing	STAC*	\$4,000	\$0	\$6,000	\$36,000	\$300,000 - \$1 million	Exempt-93.126
St. Charles	MO K	7230P-23	SL0108	MO K - At Mexico Loop, Feise, Dard Es, Bjc Rd Pavement Improvements	STAC*	\$56,000	\$0	\$70,000	\$70,000	\$300,000 - \$1 million	Exempt-93.126
St. Charles	MO N	6798V-18	6S3314	MO N - MO T To I-64 Pavement Improvements	STAC*	\$3,200	\$0	\$4,000	\$18,000	\$300,000 - \$1 million	Exempt-93.126
St. Charles	MO N	6853D-18	6S3342	MO N - I-64 To Point Prairie Rd At Jackson Rd Environmental Study	STAC*	\$4,000	\$0	\$6,000	\$1,514,000	No Cost Available	Exempt-93.126
St. Charles	MO N	7219D-22	6S3342B	MO N - MO Z To Hawks Ridge Trail Scoping To Add Lanes And Build New Lanes	STAC*	\$800	\$0	\$1,000	\$1,501,000	No Cost Available	Regionally Significant
St. Charles	MO P	7220P-22	6S3666	MO P - At Koch Rd Intersection Improvements	STAC*	\$52,000	\$0	\$65,000	\$70,000	\$300,000 - \$1 million	Exempt-93.127
St. Charles	North I-64 Outer Road	7227R-23	SL0016	North I-64 Outer Road - Over Peruque Creek Bridge Replacement	STAC*	\$175,000	\$0	\$175,000	\$175,000	\$2 million - \$5 million	Exempt-93.126
St. Charles	US 61	7220O-22	6P3664	US 61 - At MO W - Replace At-Grade Xing W Interchange - Outer Rds Close Crossovers At N Point Prairie Rd/Farris Rd	NHPP	\$0	\$17,500	\$20,000	\$25,000	\$15 million - \$25 million	Regionally Significant
St. Charles	US 61	7229Z-23	SL0083	US 61 - Lincoln County To I-64 (Phase I) Safety And Operation Improvements	NHPP	\$0	\$2,720,000	\$3,400,000	\$5,950,000	\$25 million - \$50 million	Regionally Significant
St. Charles	US 67	7230M-23	SL0107	US 67 - On The Lewis Bridge Over Missouri R Preventative Maintenance And Drainage Upgrades	NHPP	\$0	\$16,000	\$20,000	\$20,000	\$300,000 - \$1 million	Exempt-93.126
St. Charles	Various	7217C-22	6P3587	Various - In St Charles County Completion Of Bridge Inspection Checklist	STAC*	\$80,000	\$0	\$100,000	\$200,000	No Cost Available	Not Regionally Significant
St. Louis	I-270	5743-13	6I3020	I-270 - I-70 To West Of The Mississippi River Environmental Study	NHPP	\$0	\$1,800	\$2,000	\$2,713,000	> \$100 million	Exempt-93.126
St. Louis	I-270	7227Z-23	SL0024	I-270 - I-70 To I-170 Pavement Resurfacing And Median Barrier Replacement	NHPP	\$0	\$450,000	\$500,000	\$500,000	\$15 million - \$25 million	Exempt-93.126
St. Louis	I-44	7230Q-23	SL0071	I-44 - Williams Rd To MO 141 Pavement Resurfacing	NHPP	\$0	\$630,000	\$700,000	\$700,000	\$15 million - \$25 million	Exempt-93.126
St. Louis	I-44	7229D-23	SL0054	I-44 - Between Eureka And Fenton Bridge Rehabilitations	NHPP	\$0	\$675,000	\$750,000	\$750,000	\$15 million - \$25 million	Exempt-93.126
St. Louis	I-64	7230R-23	SL0055	I-64 - Bonhomme Creek To MO 141 Bridge Rehabilitation	NHPP	\$0	\$1,080,000	\$1,200,000	\$1,200,000	\$25 million - \$50 million	Exempt-93.126
St. Louis	I-64	6892K-19	6I3398	I-64 - At MO 141 Interchange Reconfiguration	NHPP	\$0	\$900	\$2,000	\$194,000	\$2 million - \$5 million	Exempt-93.127
St. Louis	I-64	7229Q-23	SL0070	I-64 - At Long Rd Bridge Replacement	NHPP	\$0	\$136,000	\$170,000	\$170,000	\$2 million - \$5 million	Exempt-93.126
St. Louis	I-64 OR/ MO 141	6788Y-17	6S3237	I-64 OR/ MO 141 - I-64: At Creve Coeur Rd, MO 141, MO 141: At Clayton Rd Bridge Improvements (Bridges A4784, A4785, A4344, A4064, & A4067)	NHPP	\$0	\$787,500	\$875,000	\$1,247,000	\$15 million - \$25 million	Exempt-93.126
St. Louis	I-70	6798D-17	6S3271	I-70 - At Hanley Rd ADA Transition Plan Improvements (Bridge 6175)	NHPP	\$0	\$2,700	\$3,000	\$108,000	\$2 million - \$5 million	Exempt-93.126
St. Louis	I-70	7216L-22	6I3660	I-70 - Missouri River To East Of Hanley Rd Corridor Improvements	NHPP	\$0	\$3,420,000	\$3,800,000	\$4,000,000	> \$100 million	Exempt-93.126
St. Louis	I-70	7227Y-23	SL0023	I-70 - At Hanley Rd Bridge Rehabilitation	NHPP	\$0	\$68,000	\$85,000	\$85,000	\$1 million - \$2 million	Exempt-93.126
St. Louis	MO 141	7228B-23	SL0026	MO 141 - MO 370 To I-70 Pavement Resurfacing	NHPP	\$0	\$52,000	\$65,000	\$65,000	\$1 million - \$2 million	Exempt-93.126
St. Louis	MO 141	6705Q-17	6P3188	MO 141 - At MO 364 Interchange Interchange Improvements	STAC*	\$1,600	\$0	\$2,000	\$397,000	\$2 million - \$5 million	Exempt-93.126
St. Louis	Various	7217E-22	6P3589	Various - In St Louis County Completion Of Bridge Inspection Checklist	STAC*	\$80,000	\$0	\$100,000	\$200,000	No Cost Available	Not Regionally Significant
St. Louis City	I-44/I-55/I-70	7230S-23	SL0095	I-44/I-55/I-70 - Various Overpasses/Ramps Bridge Rehabilitation	NHPP	\$0	\$70,400	\$88,000	\$88,000	\$1 million - \$2 million	Exempt-93.126

Appendix C - MoDOT Scoping Projects

County	Project Title	TIP #	MoDOT Job #	Project Description	Fund Cat	Eligible for Conversion to Federal	Federal Programmed FY 2023-2026	Total Programmed FY 2023-2026	Total Scoping Cost	Estimated Cost Range to Construct	Air Quality
St. Louis City	I-55	6991U-20	6S3442	I-55 - Weber Rd And Loughborough Ave Bridge Rehabilitation	NHPP	\$0	\$919,800	\$1,022,000	\$1,056,000	\$10 million - \$15 million	Exempt-93.126
St. Louis City	I-64	7230T-22	SL0094	I-64 - At Taylor, Boyle, Newstead, Tower Gr, Jeff, 6th Ramp Bridge Rehabilitation	NHPP	\$0	\$57,600	\$72,000	\$73,000	\$300,000 - \$1 million	Exempt-93.126
St. Louis City	I-64	6991O-20	6I3440	I-64 - At Market St Bridge Rehabilitation And Replacement	NHPP	\$0	\$410,400	\$456,000	\$469,000	\$2 million - \$5 million	Exempt-93.126
St. Louis City	I-64	6991Q-20	6I3502	I-64 - East Of Sarah St To East Of Vandeventer Ave Bridge Redeck	NHPP	\$0	\$1,822,600	\$2,119,000	\$2,123,000	\$15 million - \$25 million	Exempt-93.126
St. Louis City	I-64	6991R-20	6I3503	I-64 - At Grand Ave Modify Interchange Configuration	NHPP	\$0	\$182,700	\$203,000	\$10,000	\$10 million - \$15 million	Exempt-93.127
St. Louis City	I-64	7171A-21	6I3585	I-64 - Kingshighway To Jefferson Ave Conceptual Engineering And Asset Management Needs	NHPP	\$0	\$659,700	\$733,000	\$1,643,000	No Cost Available	Exempt-93.126
St. Louis City	I-64	7171F-22	6I3502B	I-64 - Papin Street Ramp To Eb I-64 Bridge Rehabilitation	NHPP	\$0	\$127,800	\$142,000	\$145,000	\$2 million - \$5 million	Exempt-93.126
St. Louis City	I-64	7171S-22	6I3574	I-64 - W/O Compton Ave To W/O Clayton Ave Bridge Rehabilitation & Painting	NHPP	\$0	\$1,262,700	\$1,403,000	\$1,406,000	\$25 million - \$50 million	Exempt-93.126
St. Louis City	I-70	7230A-23	SL0084	I-70 - Over Mississippi R (Stan Musial Bridge) Bridge Rehabilitation	NHPP	\$0	\$122,400	\$153,000	\$153,000	\$1 million - \$2 million	Exempt-93.126
St. Louis City	MO H	7229M-23	SL0065	MO H - I-270 To Hall Street Pavement Resurfacing	NHPP	\$0	\$83,200	\$104,000	\$104,000	\$2 million - \$5 million	Exempt-93.126
St. Louis City	Various	7217D-22	6P3588	Various - In St Louis City Completion Of Bridge Inspection Checklist	STAC*	\$80,000	\$0	\$100,000	\$200,000	No Cost Available	Not Regionally Significant

DRAFT

This page intentionally left blank

DRAFT

Appendix D – Transit Illustrative Projects

The list on the following page shows transit projects for which the FTA has not committed Sections 5307 and 5309 funds. For the FY 2023-2026 TIP, the list contains two projects representing \$49.7 million in uncommitted federal funds.

If funding is committed to these projects throughout the coming fiscal year, they will be added to the FY 2023-2026 TIP as amendments.

DRAFT

This page intentionally left blank

DRAFT

Appendix D - Transit Discretionary Projects

County	Sponsor	TIP #	Sponsor #	Project Title	Project Description	Uncommitted Federal Funds	Estimated Total Cost
Multi-County-M	Bi-State Development/Metro	4334-06	RV1670;RV1750;RV1840	Revenue Vehicles	Bus Replacement Program	\$39,563,061	\$39,563,061
Multi-County-M	Bi-State Development/Metro	4335-07	RV1690;RV1760;RV1850	Revenue Vehicles	Call-A-Ride Vans	\$10,090,000	\$10,090,000

DRAFT

This page intentionally left blank

DRAFT

Appendix E – Advance Construction

The list on the following pages shows MoDOT sponsored projects in the FY 2023-2026 TIP that are using AC.

This list shows the amount of state funds which are eligible for conversion to federal funds, as well as the anticipated federal funding category. A more detailed description of the projects may be found in **Appendix B** (Project Listing) of this document.

IDOT uses AC for projects in its program as well. IDOT's AC projects are determined based on the federal cash flow during the fiscal year and are identified when the project is close to letting. AC projects will be identified in supplements to the FY 2023-2026 TIP. IDOT projects utilizing AC in FY 2022 will also be identified in the Annual Listing of Projects Obligating Federal Funds which will be released by December 31, 2022 as a separate document.

DRAFT

This page intentionally left blank

DRAFT

Appendix E - Advanced Construction and Planned Conversion

County	TIP #	Job #	Project Title/ Description	Fiscal Year Award	Planned Federal Category	AC Converted to Federal
Franklin	7230O-23	SL0068	I-44/MO VV/ MO UU - At Rohlfing Cr, MO UU At Buesher Cr, I-44 At Br Of Bourbeuse R Culvert Rehabilitation	2025	STBG	\$504,800
Franklin	7228K-23	SL0035	MO 100 - Dubois Creek To MO AT Pavement Resurfacing, Pavement Repairs, And Upgrade Guardrail	2025	STBG	\$2,205,600
Franklin	7228L-23	SL0036	MO 100 - MO At To 0.7 Miles East Of MO OO Pavement Resurfacing/Repairs & Upgrade Guardrail	2025	STBG	\$2,025,600
Franklin	7230B-23	SL0085	MO 185 - MO 100 To US 50 Pavement Preservation Treatment	2023	STBG	\$451,200
Franklin	7228I-23	SL0033	MO 47 - 0.1 Mile North Of Missouri Ave To MO 100 Pavement Resurfacing & Upgrade Guardrail	2025	STBG	\$997,600
Franklin	7219K-22	6S3563	MO CC - Over Branch Of Big Creek Replace Box Culvert	2023	STBG	\$256,800
Franklin	7229H-23	SL0059	MO K - At Meramec River & 2 Locations Over Brush Cr Bridge Rehabilitation And Replacements	2025	STBG	\$2,559,200
Franklin	7219Y-22	6S3619	MO KK - MO C To MO 185 Pavement Resurfacing	2024	STBG	\$2,608,000
Franklin	6852O-18	6S3368	MO MM - MO 100 To MO T Pavement Resurfacing, Curve Corrections, Replace Culvert, Guardrail Upgrade	2023	STBG	\$3,455,200
Franklin	7220E-22	6S3630	MO N - MO 30 To MO O & MO O To End Of Maintenance Pavement Resurfacing	2024	STBG	\$2,350,400
Franklin	7228M-23	SL0037	MO O - MO AT To 0.2 Miles North Of Phelan Farm Rd Pavement Resurfacing /Repairs & Upgrade Guardrail	2025	STBG	\$3,426,400
Franklin	6852P-18	6S3369	MO YY - MO Y To MO 185 Pavement Repair & Guardrail Upgrades	2024	STBG	\$3,728,000
Franklin	7219V-22	6S3609	OR 44 - Crawford County Line To MO 47 Pavement Resurfacing	2024	STBG	\$4,172,000
Jefferson	7229P-23	SL0069	MO 110/US 61 - MO 110: Over UPRR & Joachim Cr; US 61 Over Rock Cr Bridge Rehabilitations	2025	STBG	\$1,510,400
Jefferson	7228T-23	SL0044	MO 21 - MO B To Washington County Line Pavement Resurfacing And Upgrade Guardrail	2026	STBG	\$4,049,600
Jefferson	7229K-23	SL0062	MO A - Collins Road To US 61 Pavement Resurfacing & Replace Signals	2023	STBG	\$1,058,400
Jefferson	7228P-23	SL0040	MO C - MO B To MO Y Pavement Resurfacing/ Repairs & Upgrade Guardrail	2024	STBG	\$1,518,400
Jefferson	7228Q-23	SL0041	MO CC - US 67 To MO 110 Pavement Resurfacing & Upgrade Guardrail	2024	STBG	\$1,123,200
Jefferson	7228O-23	SL0039	MO P - MO A To MO 110 Pavement Resurfacing/Repairs & Upgrade	2024	STBG	\$1,156,800
Jefferson	7228U-23	SL0045	MO PP - Byrnes Mill Road To MO 30 Pavement Resurfacing/Repairs & Upgrade Guardrail	2026	STBG	\$575,200
Jefferson	7229N-23	SL0066	MO T - At Platin Creek Bridge Rehabilitation	2024	STBG	\$250,400
Jefferson	6892C-18	6S3289	US 61 - Over Joachim Creek B/W Scenic Dr & Joachim Rd Bridge Replacement & Slide Repair	2024	STBG	\$11,742,400
Multi-County-M	6989T-24	6Q3174G	Advance Traffic Management System (ATMS) Maintenan - Throughout St Louis District Consultant Services For Upkeep Of Atms Software	2024	STBG	\$361,600
Multi-County-M	6807M-19	6P3332	Asphalt Pavement Improvements - At Various Locations Job Order Contracting (Non-Interstate)	2024	STBG	\$2,052,000
Multi-County-M	6936U-20	6P3447	Bridge Repairs - At Various Primary Route Locations In The St Louis District Job Order Contract For Bridge Repairs	2025	STBG	\$1,995,200
Multi-County-M	6936W-20	6P3428	Bridge Repairs - At Various Primary Route Locations In The St Louis District Job Order Contract For Bridge Repairs	2023	STBG	\$1,941,600
Multi-County-M	6936P-20	6P3454	Concrete Pavement Improvements - Various Major Route Locations In The St Louis District Job Order Contract	2024	STBG	\$1,852,800
Multi-County-M	6936R-20	6P3450	Guard Cable Repair - At Various Primary Route Locations In The St Louis District Job Order Contract For Guard Cable Repair	2024	STBG	\$796,000
Multi-County-M	6989B-20	6P3453	Guardrail Repair - At Various Location In St Louis City And County Job Order Contract For Guardrail Repair	2023	STBG	\$3,000,000
Multi-County-M	6989I-20	6P3462	Guardrail Repair - At Various Locations In Franklin & Jefferson Co Job Order Contract For Guardrail Repair	2025	STBG	\$728,800
Multi-County-M	6989G-23	6P3460	Guardrail Repair - At Various Locations In Franklin And Jefferson Counties Job Order Contract For Guardrail Repair	2023	STBG	\$688,800
Multi-County-M	6989Q-20	6Q3174D	ITS Operations - Contract Staffing And Professional Services At The TMC	2024	STBG	\$2,761,600
Multi-County-M	6989R-20	6Q3174E	ITS Operations - At Various Locations In The St Louis District ITS Maintenance And Operations	2024	STBG	\$990,400
Multi-County-M	6989S-20	6Q3174F	ITS Operations - Throughout The St Louis District ITS System Preservation, Repairs And Upgrades	2024	STBG	\$761,600
Multi-County-M	6990Y-20	6S3435	MO 30 - MO PP To I-44 North Outer Rd Pavement Resurfacing, Bridge Replacement And Guardrail And ADA Upgrades	2023	STBG	\$22,526,000
Multi-County-M	7228J-23	SL0034	MO F - Pacific Street To MO O Pavement Resurfacing And Upgrade Guardrail	2025	STBG	\$1,045,600
Multi-County-M	7228S-23	SL0043	MO NN - MO O To MO 30 Pavement Resurfacing And Upgrade Guardrail	2025	STBG	\$1,812,000
Multi-County-M	7219W-22	6S3611	MO T - MO 100 (Franklin Co) To MO 100 (STL Co) Pavement Resurfacing	2024	STBG	\$3,816,800
Multi-County-M	6989P-20	6Q3174C	Traffic Management Center (TMC) - ITS Operations MoDOT Staff, Equipment Maintenance, And TMC Operations	2024	STBG	\$641,600
Multi-County-M	6991Z-20	6P3510	Various - Various Routes In St District ADA Transition Plan Improvements	2025	STBG	\$17,062,400
Multi-County-M	7216R-22	6P3510B	Various - In The St Louis District ADA Transition Plan Improvements	2024	STBG	\$6,368,600
Multi-County-M	7217P-22	6P3639	Various - In St Louis City And St Louis County Job Order Contracting For Guardrail Repair	2025	STBG	\$3,172,000

Appendix E - Advanced Construction and Planned Conversion

County	TIP #	Job #	Project Title/ Description	Fiscal Year Award	Planned Federal Category	AC Converted to Federal
Multi-County-M	7227E-22	6Q2026D	Various - At The TMC ITS Operations, Contract Staffing And Professional Services	2026	STBG	\$2,843,200
Multi-County-M	7217Z-22	6Q2025D	Various - At The TMC Building ITS Operations, Contract Staffing And Professional Services	2025	STBG	\$2,842,400
Multi-County-M	6892G-23	6Q3386D	Various - TMC Building ITS Operations, Contract Staffing And Professional Services	2023	STBG	\$2,600,800
Multi-County-M	7227C-23	6Q2026B	Various - In The St Louis District Emergency Response Operations	2026	STBG	\$2,284,000
Multi-County-M	7217W-22	6Q2025B	Various - In The St Louis District Emergency Response Operations	2025	STBG	\$2,282,400
Multi-County-M	6989O-20	6Q3174B	Various - In St Louis District Emergency Response Operations And Staff	2024	STBG	\$2,281,600
Multi-County-M	6892E-23	6Q3386B	Various - In St. Louis District Emergency Response Operations And Staff	2023	STBG	\$2,280,800
Multi-County-M	7230F-22	SL0089	Various - In Jefferson And Franklin Counties Upgrade Lighting	2023	STBG	\$1,800,800
Multi-County-M	6892H-23	6Q3386E	Various - St Louis District ITS Maintenance And Operations	2023	STBG	\$1,240,000
Multi-County-M	7219A-22	6Q2025E	Various - At Various Locations In The St Louis District ITS Asset Management Maintenance And Operations	2025	STBG	\$1,082,400
Multi-County-M	6989W-22	6Q3470	Various - Locations Throughout The St Louis District ITS Improvements To Dynamic Message Signs	2023	STBG	\$1,041,600
Multi-County-M	7227F-22	6Q2026E	Various - In The St Louis District ITS Asset Management Maintenance And Operations	2026	STBG	\$1,024,800
Multi-County-M	7227B-23	6Q2025H	Various - Throughout The St Louis District ITS Network Support	2025	STBG	\$858,400
Multi-County-M	7227J-23	6Q3174H	Various - Throughout The St Louis District ITS Network Support	2024	STBG	\$857,600
Multi-County-M	7230K-23	SL0101	Various - At Various Locations In The St Louis District Job Order Contracting For Guard Cable Repair	2026	STBG	\$840,000
Multi-County-M	7227I-23	6Q2026H	Various - Throughout The St Louis District ITS Network Support	2026	STBG	\$819,200
Multi-County-M	7227G-22	6Q2026F	Various - Throughout The St Louis District ITS System Preservation, Repairs And Upgrades	2026	STBG	\$763,200
Multi-County-M	7219B-22	6Q2025F	Various - Throughout The St Louis District ITS System Preservation, Repairs And Upgrades	2025	STBG	\$762,400
Multi-County-M	6892I-23	6Q3386F	Various - TMC Building ITS System Preservation, Repairs, And Upgrades	2023	STBG	\$760,800
Multi-County-M	7216D-22	6I3644	Various - In St Louis District Upgrade ITS Dynamic Message Signs	2024	STBG	\$742,400
Multi-County-M	7216E-22	6I3645	Various - In St Louis District ITS For CCTV, DMS, And Interactive Detection	2024	STBG	\$724,800
Multi-County-M	7227D-22	6Q2026C	Various - In The St Louis District ITS Operations, MoDOT Staff, Equipment Maintenance And TMC Operations	2026	STBG	\$643,200
Multi-County-M	6892F-23	6Q3386C	Various - TMC Building ITS Operations, MoDOT Staff, Equipment Maintenance & TMC Operations	2023	STBG	\$640,800
Multi-County-M	6989Z-22	6Q3475	Various - Routes In St Louis District ITS Improvements To CCTV Cameras	2023	STBG	\$384,800
Multi-County-M	7227H-22	6Q2026G	Various - Throughout The St Louis District Atms Maintenance Contract	2026	STBG	\$363,200
Multi-County-M	7219C-22	6Q2025G	Various - Throughout The St Louis District Advanced Traffic Management System Maintenance Contract	2025	STBG	\$362,400
Multi-County-M	6892J-23	6Q3386G	Various - TMC Building Payment For Advanced Traffic Management System Maintenance Contract Consult	2023	STBG	\$360,800
Multi-County-M	7230H-23	SL0097	Various - In The St Louis District Job Order Contracting For Asphalt Pavement Improvements	2026	STBG	\$2,236,000
Multi-County-M	7230I-23	SL0099	Various - At Various Major Route Locations In The St Louis District Job Order Contracting For Concrete Pavement Improvements	2026	STBG	\$1,956,800
Multi-County-M	7217X-22	6Q2025C	Various - At The TMC In The St Louis District ITS Operation, MoDOT Staff, Equipment Maintenance And TMC Operations	2025	STBG	\$642,400
St. Charles	6989F-20	6P3459	Guardrail Repair - At Various Locations In St Charles County Job Order Contract For Guardrail Repairs	2025	STBG	\$728,000
St. Charles	6989D-23	6P3457	Guardrail Repair - At Various Locations In St Charles County Job Order Contract For Guardrail Repairs	2023	STBG	\$688,800
St. Charles	6990H-20	6S3488	I-70 - At Bryan Rd Bridge Rehabilitation	2023	STBG	\$2,197,600
St. Charles	6992P-20	6P3555	MO 79 - At TR Hughes Blvd Intersection Improvements	2023	STBG	\$608,800
St. Charles	6991G-20	6P3483	MO 79 - Lincoln Co Line To Divided Pavement (N/O Salt River Rd) Pavement Preservation Treatment	2023	STBG	\$2,320,000
St. Charles	7227M-23	SL0011	MO 94 - Bnsf Railway To MO H/J Pavement Resurfacing And Upgrade Guardrail	2024	STBG	\$785,600
St. Charles	6991H-20	6S3480	MO D - MO Z To MO DD Pavement Preservation Treatment	2025	STBG	\$1,613,600
St. Charles	7220V-22	SL0004	MO D - Culvert Replacement 0.4 Miles E/O MO T	2023	STBG	\$547,200
St. Charles	6991I-20	6S3486	MO M - MO P To MO 79 Pavement Resurfacing & Repair	2023	STBG	\$453,600
St. Charles	7223AA-22	6S3668	MO N - At MO K Payment To O'Fallon	2024	STBG	\$520,000
St. Charles	7150-22	6P3604	MO Z - Interstate Dr To Perry Cate Blvd Payment To Wentzville	2024	NHPP	\$4,875,000
St. Charles	7227N-23	SL0012	MO Z - MO N To MO D Pavement Resurfacing And Upgrade Guard Guardrail	2025	STBG	\$1,212,000
St. Charles	7227O-23	SL0013	North I-64 Outer Rd/MO N - I-64 Or: Warsen-Wolfrum; MO N: Spring Borough-La Le Dr Resurfacing, Guardrail, & ADA Transition Plan Improvements	2026	STBG	\$5,919,200
St. Charles	7220Q-22	6S3667	OR 70 - W/O Executive Centre Pkwy To Cave Springs Rd Pavement Rehabilitation	2023	STBG	\$448,000
St. Louis	7171Z-22	6I3618	I-270 - At MO AC Culvert Rehabilitation	2026	STBG	\$246,400

Appendix E - Advanced Construction and Planned Conversion

County	TIP #	Job #	Project Title/ Description	Fiscal Year Award	Planned Federal Category	AC Converted to Federal
St. Louis	7117A-22	6P3602	MO 100 - Baxter Rd To MO 141 Payment To Manchester To Upgrade Pedestrian Facilities	2023	STBG	\$847,200
St. Louis	7219Q-22	6S3583	MO 109 - At Various Locations Signal Replacements	2023	STBG	\$1,131,200
St. Louis	7229V-23	SL0077	MO 109 - MO CC To MO 100 Pavement Resurfacing	2025	STBG	\$1,910,400
St. Louis	7220G-22	6S3632	MO 231 - Franru Lane To The Meramec River Pavement Resurfacing & Pedestrian Upgrades	2025	STBG	\$8,279,200
St. Louis	7220F-22	6S3631	MO 231 - St Louis City Limits To Franru Lane Pavement & Pedestrian Improvements	2025	STBG	\$6,335,200
St. Louis	6892N-19	6S3397	MO 267 - US 67 To River City Blvd Pavement Resurfacing & ADA Transition Plan Improvements	2024	STBG	\$8,224,000
St. Louis	7229A-23	SL0051	MO 364 - Disconnected Sections Of MO 364, I-64 OR, MO 370, I-44 OR & US 50 Pavement Repairs	2023	STBG	\$904,000
St. Louis	7220H-22	6S3633	MO AB - 0.1 Mile W/O MO 141 To I-270 Pavement Resurfacing & Upgrade Pedestrian Facilities	2024	STBG	\$4,600,800
St. Louis	7219M-22	6S3569	MO AC - S/O Pershall Rd To N/O St. Cyr Rd Pavement Resurfacing & Upgrade Pedestrian Facilities	2025	STBG	\$8,939,200
St. Louis	7220K-22	6S3648	MO AC - I-270 To Lindbergh Pavement Resurfacing	2026	STBG	\$5,016,800
St. Louis	7229X-23	SL0080	MO BA - MO 109 North To MO 109 South Pavement Resurfacing	2025	STBG	\$1,220,000
St. Louis	7219E-22	6S3493	MO CC - MO 109 To I-64 Pavement Resurfacing	2023	STBG	\$3,008,000
St. Louis	6992W-21	6S3599	MO N - Hawkesbury Dr To MO 115 Pavement Resurfacing & ADA Transition Plan Impr.	2024	STBG	\$5,840,800
St. Louis	6992F-20	6S3519	MO N - Dunn Rd To Throughman Ave Resurfacing - ADA Transition Plan Upgrades	2024	STBG	\$4,244,800
St. Louis	7208A-24	SL0110	Signal Optimization - 2024 - MO 141: I-64 To Gravois Bluffs	2024	STBG	\$1,600
St. Louis	7106B-22	6S3521	US 67 - Payment Payment To Creve Coeur To Signalize Intersection	2024	STBG	\$538,400
St. Louis	7220A-22	6S3625	US 67 - MO AC To Candle Light Lane Pavement Resurfacing & ADA Upgrades	2026	STBG	\$6,143,200
St. Louis	6992X-21	6I3573	Various Bridges/Culverts - Along I-170, US 67, MO Ac, MO N	2023	STBG	\$1,624,000
St. Louis City	7229R-23	SL0073	MO 100 - St Louis City Limits To I-44 Pavement Resurfacing	2025	STBG	\$2,691,200
St. Louis City	6798J-18	6S3279	MO 367 - Halls Ferry Circle To I-70 Pavement Resurfacing Upgrade Pedestrian Facilities	2023	STBG	\$1,888,000

This page intentionally left blank

DRAFT

Appendix F – Operations & Maintenance

The following pages show a breakdown of maintenance costs for local jurisdictions. It was assumed that each local public agency or jurisdiction uses its motor fuel tax allocation (MFT) or County Aid Road Trust (CART) funds to support operations and maintenance and provide local match for federal-aid projects. A jurisdiction would use its own revenues to offset any difference between available MFT/CART funding and any local match required for a federal-aid project. EWGCOG calculated the total federal-aid lane miles each jurisdiction maintained.

The jurisdictions' maintenance expenses and revenue sources shown in the following table indicate adequate revenue to demonstrate that the local jurisdictions/transit agencies can fund their local share of projects programmed in the TIP as well as maintain the local roadway system, including portions of the federal-aid system maintained by said jurisdictions over the TIP horizon period.

DRAFT

This page intentionally left blank

DRAFT

Illinois

Budgeted Local Revenue versus Budgeted Outlays

	2023	2024*	2025*	2026*
Alton				
MFT Funds	\$1,091,806	\$1,124,560	\$1,158,297	\$1,193,046
O&M Costs	\$540,593	\$556,811	\$573,515	\$590,721
TIP Programmed Local Match	\$223,500	\$408,185	\$551,500	\$0
Remaining after O&M/Programming	\$327,713	\$159,564	\$33,282	\$602,325
Other available non-federal local funds	\$0	\$0	\$0	\$0
Balance	\$327,713	\$159,564	\$33,282	\$602,325
Belleville				
MFT Funds	\$1,742,737	\$1,795,019	\$1,848,870	\$1,904,336
O&M Costs	\$744,233	\$766,559	\$789,556	\$813,243
TIP Programmed Local Match	\$2,018,003	\$115,000	\$0	\$171,000
Remaining after O&M/Programming	-\$1,019,499	\$913,460	\$1,059,313	\$920,093
Other available non-federal local funds	\$1,019,499	\$0	\$0	\$0
Balance	\$0	\$913,460	\$1,059,313	\$920,093
Bethalto				
MFT Funds	\$373,052	\$384,244	\$395,771	\$407,644
O&M Costs	\$140,044	\$144,245	\$148,572	\$153,030
TIP Programmed Local Match	\$310,400	\$0	\$0	\$68,000
Remaining after O&M/Programming	-\$77,392	\$239,998	\$247,198	\$186,614
Other available non-federal local funds	\$77,392	\$0	\$0	\$0
Balance	\$0	\$239,998	\$247,198	\$186,614
Cahokia Heights				
MFT Funds	\$805,190	\$829,346	\$854,226	\$879,853
O&M Costs	\$309,188	\$318,464	\$328,018	\$337,858
TIP Programmed Local Match	\$508,774	\$0	\$0	\$0
Remaining after O&M/Programming	-\$12,772	\$510,882	\$526,209	\$541,995
Other available non-federal local funds	\$12,772	\$0	\$0	\$0
Balance	\$0	\$510,882	\$526,209	\$541,995
Collinsville				
MFT Funds	\$1,002,236	\$1,032,303	\$1,063,272	\$1,095,170
O&M Costs	\$389,819	\$401,513	\$413,559	\$425,965
TIP Programmed Local Match	\$329,000	\$308,468	\$0	\$90,959
Remaining after O&M/Programming	\$283,417	\$322,322	\$649,713	\$578,246
Other available non-federal local funds	\$0	\$0	\$0	\$0
Balance	\$283,417	\$322,322	\$649,713	\$578,246
Columbia				
MFT Funds	\$425,830	\$438,605	\$451,763	\$465,316
O&M Costs	\$180,178	\$185,583	\$191,150	\$196,885
TIP Programmed Local Match	\$431,970	\$97,000	\$148,000	\$0
Remaining after O&M/Programming	-\$186,318	\$156,022	\$112,613	\$268,431
Other available non-federal local funds	\$186,318	\$0	\$0	\$0
Balance	\$1	\$156,022	\$112,613	\$268,431
Dupo				
MFT Funds	\$162,135	\$166,999	\$172,009	\$177,169
O&M Costs	\$65,960	\$67,939	\$69,977	\$72,076
TIP Programmed Local Match	\$0	\$0	\$0	\$0
Remaining after O&M/Programming	\$96,175	\$99,060	\$102,032	\$105,093
Other available non-federal local funds	\$0	\$0	\$0	\$0
Balance	\$96,175	\$99,060	\$102,032	\$105,093

Illinois

Budgeted Local Revenue versus Budgeted Outlays

	2023	2024*	2025*	2026*
East Alton				
MFT Funds	\$246,886	\$254,293	\$261,921	\$269,779
O&M Costs	\$95,181	\$98,037	\$100,978	\$104,007
TIP Programmed Local Match	\$0	\$257,800	\$0	\$130,900
Remaining after O&M/Programming	\$151,705	-\$101,544	\$160,944	\$34,872
Other available non-federal local funds	\$0	\$101,544	\$0	\$0
Balance	\$151,705	\$0	\$160,944	\$34,872
East St. Louis				
MFT Funds	\$1,058,149	\$1,089,893	\$1,122,590	\$1,156,268
O&M Costs	\$978,488	\$1,007,842	\$1,038,077	\$1,069,220
TIP Programmed Local Match	\$268,990	\$153,988	\$0	\$159,854
Remaining after O&M/Programming	-\$189,329	-\$71,937	\$84,513	-\$72,806
Other available non-federal local funds	\$189,329	\$71,937	\$0	\$72,806
Balance	\$0	\$0	\$84,513	\$0
Edwardsville				
MFT Funds	\$1,043,456	\$1,074,760	\$1,107,002	\$1,140,213
O&M Costs	\$511,554	\$526,900	\$542,707	\$558,989
TIP Programmed Local Match	\$853,790	\$234,800	\$64,400	\$0
Remaining after O&M/Programming	-\$321,888	\$313,059	\$499,895	\$581,224
Other available non-federal local funds	\$321,888	\$0	\$0	\$0
Balance	\$0	\$313,059	\$499,895	\$581,224
Fairmont City				
MFT Funds	\$103,245	\$106,342	\$109,533	\$112,819
O&M Costs	\$18,189	\$18,735	\$19,297	\$19,876
TIP Programmed Local Match	\$95,000	\$0	\$0	\$159,654
Remaining after O&M/Programming	-\$9,944	\$87,608	\$90,236	-\$66,711
Other available non-federal local funds	\$9,944	\$0	\$0	\$66,711
Balance	\$0	\$87,608	\$90,236	\$0
Fairview Heights				
MFT Funds	\$669,150	\$689,225	\$709,901	\$731,198
O&M Costs	\$380,119	\$391,522	\$403,268	\$415,366
TIP Programmed Local Match	\$119,750	\$116,200	\$0	\$0
Remaining after O&M/Programming	\$169,281	\$181,502	\$306,633	\$315,832
Other available non-federal local funds	\$0	\$0	\$0	\$0
Balance	\$169,281	\$181,502	\$306,633	\$315,832
Glen Carbon				
MFT Funds	\$506,780	\$521,983	\$537,643	\$553,772
O&M Costs	\$129,495	\$133,380	\$137,381	\$141,503
TIP Programmed Local Match	\$135,000	\$82,434	\$129,842	\$0
Remaining after O&M/Programming	\$242,285	\$306,170	\$270,420	\$412,270
Other available non-federal local funds	\$0	\$0	\$0	\$0
Balance	\$242,285	\$306,170	\$270,420	\$412,270
Godfrey				
MFT Funds	\$704,571	\$725,708	\$747,479	\$769,904
O&M Costs	\$323,010	\$332,700	\$342,681	\$352,962
TIP Programmed Local Match	\$291,235	\$0	\$190,470	\$174,956
Remaining after O&M/Programming	\$90,326	\$393,008	\$214,328	\$241,986
Other available non-federal local funds	\$0	\$0	\$0	\$0
Balance	\$90,326	\$393,008	\$214,328	\$241,986

Illinois

Budgeted Local Revenue versus Budgeted Outlays

	2023	2024*	2025*	2026*
Granite City				
MFT Funds	\$1,169,543	\$1,204,629	\$1,240,768	\$1,277,991
O&M Costs	\$423,163	\$435,857	\$448,933	\$462,401
TIP Programmed Local Match	\$325,457	\$324,211	\$122,106	\$139,315
Remaining after O&M/Programming	\$420,924	\$444,561	\$669,729	\$676,275
Other available non-federal local funds	\$0	\$0	\$0	\$0
Balance	\$420,924	\$444,561	\$669,729	\$676,275
Highland				
MFT Funds	\$366,694	\$377,695	\$389,026	\$400,696
O&M Costs	\$129,980	\$133,879	\$137,896	\$142,033
TIP Programmed Local Match	\$0	\$376,000	\$0	\$0
Remaining after O&M/Programming	\$236,714	-\$132,185	\$251,130	\$258,664
Other available non-federal local funds	\$0	\$132,185	\$0	\$0
Balance	\$236,714	\$0	\$251,130	\$258,664
Lebanon				
MFT Funds	\$173,106	\$178,299	\$183,648	\$189,158
O&M Costs	\$84,026	\$86,547	\$89,143	\$91,818
TIP Programmed Local Match	\$0	\$427,954	\$0	\$0
Remaining after O&M/Programming	\$89,080	-\$336,202	\$94,505	\$97,340
Other available non-federal local funds	\$0	\$336,202	\$0	\$0
Balance	\$89,080	\$0	\$94,505	\$97,340
Madison				
MFT Funds	\$152,457	\$157,031	\$161,742	\$166,594
O&M Costs	\$93,363	\$96,163	\$99,048	\$102,020
TIP Programmed Local Match	\$478,795	\$119,225	\$93,129	\$0
Remaining after O&M/Programming	-\$419,701	-\$58,358	-\$30,436	\$64,574
Other available non-federal local funds	\$419,701	\$58,358	\$30,436	\$0
Balance	\$0	\$0	\$0	\$64,574
Madison County				
MFT Funds	\$10,300,000	\$10,609,000	\$10,927,270	\$11,255,088
O&M Costs	\$4,207,678	\$4,333,908	\$4,463,926	\$4,597,843
TIP Programmed Local Match	\$400,000	\$225,000	\$325,000	\$0
Remaining after O&M/Programming	\$5,692,322	\$6,050,092	\$6,138,344	\$6,657,245
Other available non-federal local funds	\$0	\$0	\$0	\$0
Balance	\$5,692,322	\$6,050,092	\$6,138,344	\$6,657,245
Maryville				
MFT Funds	\$293,356	\$302,157	\$311,221	\$320,558
O&M Costs	\$79,055	\$81,427	\$83,869	\$86,386
TIP Programmed Local Match	\$0	\$91,674	\$0	\$0
Remaining after O&M/Programming	\$214,301	\$129,056	\$227,352	\$234,172
Other available non-federal local funds	\$0	\$0	\$0	\$0
Balance	\$214,301	\$129,056	\$227,352	\$234,172
Mascoutah				
MFT Funds	\$335,711	\$345,782	\$356,156	\$366,840
O&M Costs	\$87,065	\$89,677	\$92,367	\$95,138
TIP Programmed Local Match	\$12,605	\$161,198	\$0	\$0
Remaining after O&M/Programming	\$236,041	\$94,908	\$263,789	\$271,703
Other available non-federal local funds	\$0	\$0	\$0	\$0
Balance	\$236,041	\$94,908	\$263,789	\$271,703

Illinois

Budgeted Local Revenue versus Budgeted Outlays

	2023	2024*	2025*	2026*
Millstadt				
MFT Funds	\$157,159	\$161,874	\$166,730	\$171,732
O&M Costs	\$19,400	\$19,982	\$20,581	\$21,199
TIP Programmed Local Match	\$15,000	\$0	\$128,849	\$0
Remaining after O&M/Programming	\$122,759	\$141,892	\$17,300	\$150,533
Other available non-federal local funds	\$0	\$0	\$0	\$0
Balance	\$122,759	\$141,892	\$17,300	\$150,533
Monroe County				
MFT Funds	\$2,508,000	\$2,583,240	\$2,660,737	\$2,740,559
O&M Costs	\$994,250	\$1,024,078	\$1,054,800	\$1,086,444
TIP Programmed Local Match	\$345,000	\$0	\$80,000	\$0
Remaining after O&M/Programming	\$1,168,750	\$1,559,163	\$1,525,937	\$1,654,115
Other available non-federal local funds	\$0	\$0	\$0	\$0
Balance	\$1,168,750	\$1,559,163	\$1,525,937	\$1,654,115
New Athens				
MFT Funds	\$80,480	\$82,894	\$85,381	\$87,943
O&M Costs	\$18,188	\$18,733	\$19,295	\$19,874
TIP Programmed Local Match	\$55,500	\$0	\$106,100	\$0
Remaining after O&M/Programming	\$6,793	\$64,161	-\$40,014	\$68,069
Other available non-federal local funds	\$0	\$0	\$40,014	\$0
Balance	\$6,793	\$64,161	\$0	\$68,069
O'Fallon				
MFT Funds	\$1,192,700	\$1,228,481	\$1,265,335	\$1,303,295
O&M Costs	\$399,155	\$411,130	\$423,464	\$436,167
TIP Programmed Local Match	\$823,294	\$40,000	\$177,200	\$154,000
Remaining after O&M/Programming	-\$29,749	\$777,351	\$664,672	\$713,128
Other available non-federal local funds	\$29,749	\$0	\$0	\$0
Balance	\$0	\$777,351	\$664,672	\$713,128
Sauget				
MFT Funds	\$6,230	\$6,417	\$6,609	\$6,808
O&M Costs	\$69,234	\$71,311	\$73,450	\$75,654
TIP Programmed Local Match	\$367,290	\$149,004	\$89,998	\$112,892
Remaining after O&M/Programming	-\$430,294	-\$213,898	-\$156,839	-\$181,738
Other available non-federal local funds	\$430,294	\$213,898	\$156,839	\$181,738
Balance	\$0	\$0	\$0	\$0
Shiloh				
MFT Funds	\$555,444	\$572,107	\$589,271	\$606,949
O&M Costs	\$289,666	\$298,356	\$307,307	\$316,526
TIP Programmed Local Match	\$179,500	\$129,154	\$1,808,992	\$0
Remaining after O&M/Programming	\$86,278	\$144,597	-\$1,527,028	\$290,423
Other available non-federal local funds	\$0	\$0	\$1,527,028	\$0
Balance	\$86,278	\$144,597	\$0	\$290,423
SIUE				
MFT Funds	\$0	\$0	\$0	\$0
O&M Costs	\$72,750	\$74,933	\$77,180	\$79,496
TIP Programmed Local Match	\$64,600	\$0	\$142,080	\$0
Remaining after O&M/Programming	-\$137,350	-\$74,933	-\$219,260	-\$79,496
Other available non-federal local funds	\$137,350	\$74,933	\$219,260	\$79,496
Balance	\$0	\$0	\$0	\$0

Illinois

Budgeted Local Revenue versus Budgeted Outlays

	2023	2024*	2025*	2026*
Smithton				
MFT Funds	\$146,423	\$150,816	\$155,340	\$160,000
O&M Costs	\$16,066	\$16,548	\$17,044	\$17,555
TIP Programmed Local Match	\$600	\$115,350	\$0	\$0
Remaining after O&M/Programming	\$129,757	\$18,918	\$138,296	\$142,445
Other available non-federal local funds	\$0	\$0	\$0	\$0
Balance	\$129,757	\$18,918	\$138,296	\$142,445
St. Clair County				
MFT Funds	\$153,862,000	\$158,477,860	\$163,232,196	\$168,129,162
O&M Costs	\$3,021,914	\$3,112,571	\$3,205,948	\$3,302,127
TIP Programmed Local Match	\$10,606,053	\$1,390,585	\$454,500	\$156,857
Remaining after O&M/Programming	\$140,234,033	\$153,974,704	\$159,571,748	\$164,670,178
Other available non-federal local funds	\$0	\$0	\$0	\$0
Balance	\$140,234,033	\$153,974,704	\$159,571,748	\$164,670,178
Swansea				
MFT Funds	\$526,214	\$542,000	\$558,260	\$575,008
O&M Costs	\$59,413	\$61,195	\$63,031	\$64,922
TIP Programmed Local Match	\$215,354	\$0	\$129,859	\$0
Remaining after O&M/Programming	\$251,448	\$480,806	\$365,371	\$510,087
Other available non-federal local funds	\$0	\$0	\$0	\$0
Balance	\$251,448	\$480,806	\$365,371	\$510,087
Troy				
MFT Funds	\$387,432	\$399,055	\$411,027	\$423,357
O&M Costs	\$121,129	\$124,763	\$128,505	\$132,361
TIP Programmed Local Match	\$279,899	\$361,790	\$0	\$165,250
Remaining after O&M/Programming	-\$13,596	-\$87,498	\$282,521	\$125,747
Other available non-federal local funds	\$13,596	\$87,498	\$0	\$0
Balance	\$0	\$0	\$282,521	\$125,747
Valmeyer				
MFT Funds	\$49,487	\$49,487	\$49,487	\$49,487
O&M Costs	\$14,551	\$14,988	\$15,437	\$15,900
TIP Programmed Local Match	\$0	\$40,000	\$0	\$160,000
Remaining after O&M/Programming	\$34,936	-\$5,501	\$34,050	-\$126,413
Other available non-federal local funds	\$0	\$5,501	\$0	\$126,413
Balance	\$34,936	\$0	\$34,050	\$0
Waterloo				
MFT Funds	\$426,065	\$438,847	\$452,012	\$465,573
O&M Costs	\$161,384	\$166,225	\$171,212	\$176,348
TIP Programmed Local Match	\$754,915	\$0	\$0	\$0
Remaining after O&M/Programming	-\$490,234	\$272,622	\$280,800	\$289,224
Other available non-federal local funds	\$490,234	\$0	\$0	\$0
Balance	\$0	\$272,622	\$280,800	\$289,224
Wood River				
MFT Funds	\$417,562	\$430,089	\$442,992	\$456,281
O&M Costs	\$72,750	\$74,933	\$77,180	\$79,496
TIP Programmed Local Match	\$553,700	\$95,000	\$98,200	\$129,950
Remaining after O&M/Programming	-\$208,888	\$260,156	\$267,611	\$246,835
Other available non-federal local funds	\$208,888	\$0	\$0	\$0
Balance	\$0	\$260,156	\$267,611	\$246,835

Illinois

Budgeted Local Revenue versus Budgeted Outlays

	2023	2024*	2025*	2026*
Transit				
Madison County Transit District				
Budgeted Total Revenue	\$30,356,000	\$30,356,000	\$30,356,000	\$30,356,000
Budgeted O&M Costs	\$24,883,000	\$25,629,490	\$26,398,375	\$27,190,326
Available Revenue for TIP	\$5,473,000	\$4,726,510	\$3,957,625	\$3,165,674
TIP Commitments	\$2,075,000	\$962,400	\$2,686,100	\$150,000
Revenue Available	\$3,398,000	\$3,764,110	\$1,271,525	\$3,015,674

Assumptions: MFT funds are based on 2021 and inflated 3% annually
 O&M costs based on 2021 IDOT costs and inflated 3% annually
 TIP commitments are based on local share of projects programmed in the FY 2023-2026 TIP

DRAFT

Missouri

Budgeted Local Revenue versus Budgeted Outlays

	2023	2024*	2025*	2026*
Arnold				
CART Funds	\$872,585	\$898,762	\$925,725	\$953,497
O&M Costs	\$146,032	\$150,413	\$154,925	\$159,573
TIP Programmed Local Match	\$423,400	\$126,000	\$569,566	\$1,070,000
Remaining after O&M/Programming	\$303,153	\$622,349	\$201,234	-\$276,076
Other available non-federal local funds	\$0	\$0	\$0	\$276,076
Balance	\$303,153	\$622,349	\$201,234	\$0
Augusta				
CART Funds	\$10,610	\$10,928	\$11,256	\$11,593
O&M Costs	\$51,111	\$52,644	\$54,224	\$55,850
TIP Programmed Local Match	\$190,947	\$90,411	\$0	\$0
Remaining after O&M/Programming	-\$231,449	-\$132,128	-\$42,968	-\$44,257
Other available non-federal local funds	\$231,449	\$132,128	\$42,968	\$44,257
Balance	\$0	\$0	\$0	\$0
Ballwin				
CART Funds	\$1,274,994	\$1,313,243	\$1,352,641	\$1,393,220
O&M Costs	\$131,217	\$135,153	\$139,208	\$143,384
TIP Programmed Local Match	\$0	\$235,338	\$0	\$0
Remaining after O&M/Programming	\$1,143,777	\$942,752	\$1,213,433	\$1,249,836
Other available non-federal local funds	\$0	\$0	\$0	\$0
Balance	\$1,143,777	\$942,752	\$1,213,433	\$1,249,836
Breckenridge Hills				
CART Funds	\$199,024	\$204,994	\$211,144	\$217,479
O&M Costs	\$25,397	\$26,159	\$26,943	\$27,752
TIP Programmed Local Match	\$0	\$123,758	\$0	\$0
Remaining after O&M/Programming	\$173,627	\$55,078	\$184,201	\$189,727
Other available non-federal local funds	\$0	\$0	\$0	\$0
Balance	\$173,627	\$55,078	\$184,201	\$189,727
Brentwood				
CART Funds	\$337,787	\$347,920	\$358,358	\$369,109
O&M Costs	\$81,428	\$83,871	\$86,387	\$88,979
TIP Programmed Local Match	\$233,262	\$0	\$0	\$0
Remaining after O&M/Programming	\$23,096	\$264,049	\$271,971	\$280,130
Other available non-federal local funds	\$0	\$0	\$0	\$0
Balance	\$23,096	\$264,049	\$271,971	\$280,130
Chesterfield				
CART Funds	\$1,991,244	\$2,050,982	\$2,112,511	\$2,175,887
O&M Costs	\$596,296	\$614,185	\$632,610	\$651,588
TIP Programmed Local Match	\$40,000	\$289,600	\$0	\$0
Remaining after O&M/Programming	\$1,354,949	\$1,147,197	\$1,479,901	\$1,524,298
Other available non-federal local funds	\$0	\$0	\$0	\$0
Balance	\$1,354,949	\$1,147,197	\$1,479,901	\$1,524,298
Clayton				
CART Funds	\$668,403	\$688,455	\$709,109	\$730,382
O&M Costs	\$198,413	\$204,365	\$210,496	\$216,811
TIP Programmed Local Match	\$40,000	\$289,600	\$0	\$0
Remaining after O&M/Programming	\$429,990	\$194,490	\$498,613	\$513,571
Other available non-federal local funds	\$0	\$0	\$0	\$0
Balance	\$429,990	\$194,490	\$498,613	\$513,571
Crestwood				
CART Funds	\$499,530	\$514,516	\$529,952	\$545,850
O&M Costs	\$536,507	\$552,603	\$569,181	\$586,256
TIP Programmed Local Match	\$267,303	\$0	\$0	\$0
Remaining after O&M/Programming	-\$304,280	-\$38,086	-\$39,229	-\$40,406
Other available non-federal local funds	\$304,280	\$38,086	\$39,229	\$40,406
Balance	\$0	\$0	\$0	\$0
Creve Coeur				
CART Funds	\$747,828	\$770,263	\$793,371	\$817,172
O&M Costs	\$237,672	\$244,802	\$252,146	\$259,710
TIP Programmed Local Match	\$459,480	\$247,050	\$220,000	\$0
Remaining after O&M/Programming	\$50,676	\$278,411	\$321,225	\$557,461
Other available non-federal local funds	\$0	\$0	\$0	\$0
Balance	\$50,676	\$278,411	\$321,225	\$557,461

Missouri

Budgeted Local Revenue versus Budgeted Outlays

	2023	2024*	2025*	2026*
Dardenne Prairie				
CART Funds	\$482,002	\$496,462	\$511,355	\$526,696
O&M Costs	\$48,148	\$49,593	\$51,080	\$52,613
TIP Programmed Local Match	\$1,259,440	\$0	\$163,944	\$0
Remaining after O&M/Programming	-\$825,587	\$446,869	\$296,331	\$474,083
Other available non-federal local funds	\$825,587	\$0	\$0	\$0
Balance	\$0	\$446,869	\$296,331	\$474,083
De Soto				
CART Funds	\$268,384	\$276,436	\$284,729	\$293,271
O&M Costs	\$98,518	\$101,474	\$104,518	\$107,654
TIP Programmed Local Match	\$206,343	\$176,842	\$0	\$0
Remaining after O&M/Programming	-\$36,477	-\$1,880	\$180,211	\$185,617
Other available non-federal local funds	\$36,477	\$1,880	\$0	\$0
Balance	\$0	\$0	\$180,211	\$185,617
Dellwood				
CART Funds	\$210,724	\$217,045	\$223,557	\$230,263
O&M Costs	\$15,344	\$15,804	\$16,278	\$16,767
TIP Programmed Local Match	\$17,059	\$126,235	\$0	\$0
Remaining after O&M/Programming	\$178,321	\$75,006	\$207,278	\$213,497
Other available non-federal local funds	\$0	\$0	\$0	\$0
Balance	\$178,321	\$75,006	\$207,278	\$213,497
Des Peres				
CART Funds	\$351,122	\$361,656	\$372,506	\$383,681
O&M Costs	\$95,979	\$98,858	\$101,824	\$104,879
TIP Programmed Local Match	\$7,000	\$64,853	\$0	\$0
Remaining after O&M/Programming	\$248,143	\$197,945	\$270,682	\$278,802
Other available non-federal local funds	\$0	\$0	\$0	\$0
Balance	\$248,143	\$197,945	\$270,682	\$278,802
Edmundson				
CART Funds	\$34,974	\$36,023	\$37,104	\$38,217
O&M Costs	\$22,222	\$22,222	\$22,222	\$22,222
TIP Programmed Local Match	\$0	\$0	\$0	\$0
Remaining after O&M/Programming	\$12,752	\$13,801	\$14,881	\$15,995
Other available non-federal local funds	\$0	\$0	\$0	\$0
Balance	\$12,752	\$13,801	\$14,881	\$15,995
Eureka				
CART Funds	\$427,276	\$440,095	\$453,297	\$466,896
O&M Costs	\$144,444	\$148,778	\$153,241	\$157,838
TIP Programmed Local Match	\$0	\$0	\$0	\$3,412,130
Remaining after O&M/Programming	\$282,832	\$291,317	\$300,056	-\$3,103,072
Other available non-federal local funds	\$0	\$0	\$0	\$3,103,072
Balance	\$282,832	\$291,317	\$300,056	\$0
Fenton				
CART Funds	\$168,663	\$173,723	\$178,934	\$184,302
O&M Costs	\$411,111	\$423,444	\$436,147	\$449,232
TIP Programmed Local Match	\$289,222	\$99,120	\$0	\$0
Remaining after O&M/Programming	-\$531,670	-\$348,841	-\$257,213	-\$264,929
Other available non-federal local funds	\$531,670	\$348,841	\$257,213	\$264,929
Balance	\$0	\$0	\$0	\$0
Ferguson				
CART Funds	\$889,149	\$915,824	\$943,298	\$971,597
O&M Costs	\$238,730	\$245,892	\$253,269	\$260,867
TIP Programmed Local Match	\$145,505	\$11,000	\$237,188	\$0
Remaining after O&M/Programming	\$504,914	\$658,932	\$452,842	\$710,731
Other available non-federal local funds	\$0	\$0	\$0	\$0
Balance	\$504,914	\$658,932	\$452,842	\$710,731
Festus				
CART Funds	\$486,531	\$501,126	\$516,160	\$531,645
O&M Costs	\$150,688	\$155,208	\$159,865	\$164,660
TIP Programmed Local Match	\$161,585	\$236,974	\$0	\$0
Remaining after O&M/Programming	\$174,258	\$108,944	\$356,296	\$366,985
Other available non-federal local funds	\$0	\$0	\$0	\$0
Balance	\$174,258	\$108,944	\$356,296	\$366,985

Missouri

Budgeted Local Revenue versus Budgeted Outlays

	2023	2024*	2025*	2026*
Florissant				
CART Funds	\$2,187,249	\$2,252,867	\$2,320,452	\$2,390,066
O&M Costs	\$686,243	\$706,830	\$728,035	\$749,876
TIP Programmed Local Match	\$46,938	\$207,600	\$298,135	\$0
Remaining after O&M/Programming	\$1,454,068	\$1,338,437	\$1,294,283	\$1,640,190
Other available non-federal local funds	\$0	\$0	\$0	\$0
Balance	\$1,454,068	\$1,338,437	\$1,294,283	\$1,640,190
Franklin County				
CART Funds	\$2,404,647	\$2,476,787	\$2,551,090	\$2,627,623
O&M Costs	\$1,597,670	\$1,645,600	\$1,645,600	\$1,645,600
TIP Programmed Local Match	\$1,431,850	\$286,480	\$455,759	\$0
Remaining after O&M/Programming	-\$624,873	\$544,706	\$449,731	\$982,022
Other available non-federal local funds	\$624,873	\$0	\$0	\$0
Balance	\$0	\$544,706	\$449,731	\$982,022
Frontenac				
CART Funds	\$146,018	\$150,398	\$154,910	\$159,558
O&M Costs	\$68,783	\$70,846	\$72,972	\$75,161
TIP Programmed Local Match	\$71,300	\$867,070	\$0	\$0
Remaining after O&M/Programming	\$5,935	-\$787,518	\$81,938	\$84,397
Other available non-federal local funds	\$0	\$787,518	\$0	\$0
Balance	\$5,935	\$0	\$81,938	\$84,397
Glendale				
CART Funds	\$248,465	\$255,919	\$263,597	\$271,505
O&M Costs	\$52,063	\$53,625	\$55,234	\$56,891
TIP Programmed Local Match	\$179,815	\$6,400	\$193,580	\$0
Remaining after O&M/Programming	\$16,587	\$195,894	\$14,783	\$214,613
Other available non-federal local funds	\$0	\$0	\$0	\$0
Balance	\$16,587	\$195,894	\$14,783	\$214,613
Hazelwood				
CART Funds	\$1,077,857	\$1,110,193	\$1,143,498	\$1,177,803
O&M Costs	\$367,195	\$378,211	\$389,558	\$401,244
TIP Programmed Local Match	\$1,928,077	\$163,750	\$30,000	\$1,801,060
Remaining after O&M/Programming	-\$1,217,415	\$568,231	\$723,941	-\$1,024,501
Other available non-federal local funds	\$1,217,415	\$0	\$0	\$1,024,501
Balance	\$0	\$568,231	\$723,941	\$0
Jefferson County				
CART Funds	\$4,566,434	\$4,703,427	\$4,844,529	\$4,989,865
O&M Costs	\$3,282,907	\$3,282,907	\$3,282,907	\$3,282,907
TIP Programmed Local Match	\$2,359,536	\$2,118,126	\$1,531,382	\$1,633,408
Remaining after O&M/Programming	-\$1,076,009	-\$697,606	\$30,241	\$73,551
Other available non-federal local funds	\$1,076,009	\$697,606	\$0	\$0
Balance	\$0	\$0	\$30,241	\$73,551
Kirkwood				
CART Funds	\$1,154,892	\$1,189,538	\$1,225,224	\$1,261,981
O&M Costs	\$157,566	\$162,293	\$167,162	\$172,177
TIP Programmed Local Match	\$430,926	\$3,475,901	\$673,003	\$0
Remaining after O&M/Programming	\$566,400	-\$2,448,656	\$385,060	\$1,089,805
Other available non-federal local funds	\$0	\$2,448,656	\$0	\$0
Balance	\$566,400	\$0	\$385,060	\$1,089,805
Ladue				
CART Funds	\$357,329	\$368,048	\$379,090	\$390,463
O&M Costs	\$232,804	\$239,788	\$246,982	\$254,391
TIP Programmed Local Match	\$229,182	\$0	\$0	\$0
Remaining after O&M/Programming	-\$104,657	\$128,260	\$132,108	\$136,071
Other available non-federal local funds	\$104,657	\$0	\$0	\$0
Balance	\$0	\$128,260	\$132,108	\$136,071
Lake Saint Louis				
CART Funds	\$609,945	\$628,244	\$647,091	\$666,504
O&M Costs	\$154,920	\$159,568	\$164,355	\$169,286
TIP Programmed Local Match	\$1,644,279	\$330,881	\$302,330	\$918,729
Remaining after O&M/Programming	-\$1,189,254	\$137,795	\$180,406	-\$421,511
Other available non-federal local funds	\$1,189,254	\$0	\$0	\$421,511
Balance	\$0	\$137,795	\$180,406	\$0
Manchester				
CART Funds	\$758,773	\$781,536	\$804,982	\$829,132
O&M Costs	\$39,683	\$39,683	\$39,683	\$39,683
TIP Programmed Local Match	\$1,606,585	\$24,000	\$508,740	\$0
Remaining after O&M/Programming	-\$887,495	\$717,854	\$256,560	\$789,449
Other available non-federal local funds	\$887,495	\$0	\$0	\$0
Balance	\$0	\$717,854	\$256,560	\$789,449

Missouri

Budgeted Local Revenue versus Budgeted Outlays

	2023	2024*	2025*	2026*
Maplewood				
CART Funds	\$337,409	\$347,532	\$357,958	\$368,696
O&M Costs	\$123,280	\$126,979	\$130,788	\$134,712
TIP Programmed Local Match	\$36,000	\$8,000	\$306,000	\$0
Remaining after O&M/Programming	\$178,129	\$212,553	-\$78,830	\$233,985
Other available non-federal local funds	\$0	\$0	\$78,830	\$0
Balance	\$178,129	\$212,553	\$0	\$233,985
Maryland Heights				
CART Funds	\$1,152,040	\$1,186,601	\$1,222,199	\$1,258,865
O&M Costs	\$520,264	\$535,872	\$551,948	\$568,507
TIP Programmed Local Match	\$610,000	\$0	\$0	\$0
Remaining after O&M/Programming	\$21,776	\$650,729	\$670,251	\$690,359
Other available non-federal local funds	\$0	\$0	\$0	\$0
Balance	\$21,776	\$650,729	\$670,251	\$690,359
New Haven				
CART Funds	\$87,602	\$90,230	\$92,937	\$95,725
O&M Costs	\$27,407	\$28,230	\$29,076	\$29,949
TIP Programmed Local Match	\$68,705	\$0	\$0	\$0
Remaining after O&M/Programming	-\$8,510	\$62,001	\$63,861	\$65,777
Other available non-federal local funds	\$8,510	\$0	\$0	\$0
Balance	\$0	\$62,001	\$63,861	\$65,777
O'Fallon				
CART Funds	\$3,326,667	\$3,426,467	\$3,529,261	\$3,635,138
O&M Costs	\$657,830	\$677,565	\$697,892	\$718,829
TIP Programmed Local Match	\$164,900	\$3,326,077	\$752,165	\$719,650
Remaining after O&M/Programming	\$2,503,937	-\$577,175	\$2,079,204	\$2,196,660
Other available non-federal local funds	\$0	\$577,175	\$0	\$0
Balance	\$2,503,937	\$0	\$2,079,204	\$2,196,660
Olivette				
CART Funds	\$324,452	\$334,185	\$344,211	\$354,537
O&M Costs	\$32,804	\$32,804	\$32,804	\$32,804
TIP Programmed Local Match	\$0	\$0	\$0	\$0
Remaining after O&M/Programming	\$291,647	\$301,381	\$311,406	\$321,733
Other available non-federal local funds	\$0	\$0	\$0	\$0
Balance	\$291,647	\$301,381	\$311,406	\$321,733
Pacific				
CART Funds	\$293,629	\$302,438	\$311,511	\$320,857
O&M Costs	\$120,000	\$123,600	\$127,308	\$131,127
TIP Programmed Local Match	\$49,131	\$170,923	\$205,651	\$0
Remaining after O&M/Programming	\$124,498	\$7,915	-\$21,448	\$189,729
Other available non-federal local funds	\$0	\$0	\$21,448	\$0
Balance	\$124,498	\$7,915	\$0	\$189,729
Pine Lawn				
CART Funds	\$137,337	\$141,457	\$145,701	\$150,072
O&M Costs	\$14,815	\$15,259	\$15,717	\$16,189
TIP Programmed Local Match	\$4,000	\$245,850	\$0	\$0
Remaining after O&M/Programming	\$118,522	-\$119,652	\$129,984	\$133,884
Other available non-federal local funds	\$0	\$119,652	\$0	\$0
Balance	\$118,522	\$0	\$129,984	\$133,884
Shrewsbury				
CART Funds	\$262,262	\$270,130	\$278,234	\$286,581
O&M Costs	\$140,741	\$144,963	\$149,312	\$153,791
TIP Programmed Local Match	\$0	\$87,267	\$0	\$0
Remaining after O&M/Programming	\$121,521	\$37,900	\$128,922	\$132,790
Other available non-federal local funds	\$0	\$0	\$0	\$0
Balance	\$121,521	\$37,900	\$128,922	\$132,790
St. Charles				
CART Funds	\$2,759,076	\$2,841,848	\$2,927,103	\$3,014,916
O&M Costs	\$752,909	\$775,497	\$798,761	\$822,724
TIP Programmed Local Match	\$3,142,000	\$1,569,000	\$1,235,000	\$1,540,000
Remaining after O&M/Programming	-\$1,135,834	\$497,351	\$893,342	\$652,192
Other available non-federal local funds	\$1,135,834	\$0	\$0	\$0
Balance	\$0	\$497,351	\$893,342	\$652,192
St. Charles County				
CART Funds	\$4,330,785	\$4,460,709	\$4,594,530	\$4,732,366
O&M Costs	\$1,284,284	\$1,322,813	\$1,362,497	\$1,403,372
TIP Programmed Local Match	\$1,260,939	\$918,558	\$6,243,875	\$501,000
Remaining after O&M/Programming	\$1,785,562	\$2,219,338	-\$3,011,842	\$2,827,994
Other available non-federal local funds	\$0	\$0	\$3,011,842	\$0
Balance	\$1,785,562	\$2,219,338	\$0	\$2,827,994

Missouri

Budgeted Local Revenue versus Budgeted Outlays

	2023	2024*	2025*	2026*
St. Louis City				
CART Funds	\$13,389,614	\$13,791,303	\$14,205,042	\$14,631,193
O&M Costs	\$5,271,212	\$5,429,348	\$5,592,228	\$5,759,995
TIP Programmed Local Match	\$4,636,756	\$2,010,000	\$5,616,000	\$4,900,000
Remaining after O&M/Programming	\$3,481,647	\$6,351,955	\$2,996,813	\$3,971,198
Other available non-federal local funds	\$0	\$0	\$0	\$0
Balance	\$3,481,647	\$6,351,955	\$2,996,813	\$3,971,198
St. Louis County				
CART Funds	\$12,901,355	\$13,288,396	\$13,687,048	\$14,097,659
O&M Costs	\$3,558,674	\$3,665,434	\$3,775,397	\$3,888,659
TIP Programmed Local Match	\$11,790,050	\$11,434,061	\$5,799,810	\$7,242,365
Remaining after O&M/Programming	-\$2,447,368	-\$1,811,099	\$4,111,841	\$2,966,635
Other available non-federal local funds	\$2,447,368	\$1,811,099	\$0	\$0
Balance	\$0	\$0	\$4,111,841	\$2,966,635
St. Peters				
CART Funds	\$2,204,736	\$2,270,878	\$2,339,004	\$2,409,175
O&M Costs	\$710,687	\$732,008	\$753,968	\$776,587
TIP Programmed Local Match	\$435,061	\$206,741	\$1,339,680	\$0
Remaining after O&M/Programming	\$1,058,988	\$1,332,129	\$245,356	\$1,632,588
Other available non-federal local funds	\$0	\$0	\$0	\$0
Balance	\$1,058,988	\$1,332,129	\$245,356	\$1,632,588
Sunset Hills				
CART Funds	\$356,280	\$366,969	\$377,978	\$389,317
O&M Costs	\$154,815	\$159,459	\$164,243	\$169,170
TIP Programmed Local Match	\$247,640	\$30,000	\$0	\$275,000
Remaining after O&M/Programming	-\$46,174	\$177,510	\$213,735	-\$54,853
Other available non-federal local funds	\$46,174	\$0	\$0	\$54,853
Balance	\$0	\$177,510	\$213,735	\$0
Union				
CART Funds	\$427,905	\$440,742	\$453,965	\$467,584
O&M Costs	\$146,349	\$150,740	\$155,262	\$159,920
TIP Programmed Local Match	\$2,329,485	\$0	\$0	\$0
Remaining after O&M/Programming	-\$2,047,929	\$290,003	\$298,703	\$307,664
Other available non-federal local funds	\$2,047,929	\$0	\$0	\$0
Balance	\$0	\$290,003	\$298,703	\$307,664
University City				
CART Funds	\$1,483,285	\$1,527,784	\$1,573,617	\$1,620,826
O&M Costs	\$353,545	\$364,151	\$375,075	\$386,328
TIP Programmed Local Match	\$76,273	\$369,657	\$490,373	\$0
Remaining after O&M/Programming	\$1,053,467	\$793,976	\$708,169	\$1,234,498
Other available non-federal local funds	\$0	\$0	\$0	\$0
Balance	\$1,053,467	\$793,976	\$708,169	\$1,234,498
Valley Park				
CART Funds	\$291,113	\$299,847	\$308,842	\$318,107
O&M Costs	\$101,164	\$104,199	\$107,325	\$110,545
TIP Programmed Local Match	\$0	\$0	\$0	\$0
Remaining after O&M/Programming	\$189,949	\$195,648	\$201,517	\$207,563
Other available non-federal local funds	\$0	\$0	\$0	\$0
Balance	\$189,949	\$195,648	\$201,517	\$207,563
Vinita Park				
CART Funds	\$78,838	\$81,203	\$83,639	\$86,148
O&M Costs	\$126,984	\$130,794	\$134,717	\$138,759
TIP Programmed Local Match	\$176,000	\$0	\$0	\$0
Remaining after O&M/Programming	-\$224,146	-\$49,591	-\$51,078	-\$52,611
Other available non-federal local funds	\$224,146	\$49,591	\$51,078	\$52,611
Balance	\$0	\$0	\$0	\$0
Washington				
CART Funds	\$586,336	\$603,926	\$622,044	\$640,705
O&M Costs	\$236,719	\$236,719	\$236,719	\$236,719
TIP Programmed Local Match	\$398,535	\$3,000	\$411,150	\$0
Remaining after O&M/Programming	-\$48,918	\$364,207	-\$25,825	\$403,986
Other available non-federal local funds	\$48,918	\$0	\$25,825	\$0
Balance	\$0	\$364,207	\$0	\$403,986
Webster Groves				
CART Funds	\$964,297	\$993,226	\$1,023,022	\$1,053,713
O&M Costs	\$111,111	\$114,444	\$117,878	\$121,414
TIP Programmed Local Match	\$0	\$0	\$0	\$304,200
Remaining after O&M/Programming	\$853,186	\$878,781	\$905,145	\$628,099
Other available non-federal local funds	\$0	\$0	\$0	\$0
Balance	\$853,186	\$878,781	\$905,145	\$628,099

Missouri

Budgeted Local Revenue versus Budgeted Outlays

	2023	2024*	2025*	2026*
Wentzville				
CART Funds	\$1,219,052	\$1,255,624	\$1,293,293	\$1,332,091
O&M Costs	\$454,497	\$468,132	\$482,176	\$496,641
TIP Programmed Local Match	\$2,621,146	\$1,348,538	\$2,687,893	\$0
Remaining after O&M/Programming	-\$1,856,591	-\$561,046	-\$1,876,776	\$835,450
Other available non-federal local funds	\$1,856,591	\$561,046	\$1,876,776	\$0
Balance	\$0	\$0	\$0	\$835,450
Wildwood				
CART Funds	\$1,489,408	\$1,534,090	\$1,580,113	\$1,627,516
O&M Costs	\$489,629	\$504,318	\$519,448	\$535,031
TIP Programmed Local Match	\$780,000	\$521,000	\$1,752,200	\$195,000
Remaining after O&M/Programming	\$219,778	\$508,772	-\$691,535	\$897,485
Other available non-federal local funds	\$0	\$0	\$691,535	\$0
Balance	\$219,778	\$508,772	\$0	\$897,485
Transit				
Metro				
Budgeted Total Revenue	\$369,856,935	\$326,085,150	\$326,085,150	\$326,085,150
Budgeted O&M Costs	\$166,255,861	\$171,243,537	\$176,380,843	\$181,672,268
Available Revenue for TIP	\$203,601,074	\$154,841,613	\$149,704,307	\$144,412,882
TIP Commitments	\$104,463,922	\$25,829,520	\$23,709,317	\$514,242
Revenue Available	\$99,137,152	\$129,012,093	\$125,994,990	\$143,898,640

Assumptions: Based on 2021 CART funds projected to increase 3% annually
 O&M costs based on 2022 MoDOT costs and inflated 3% annually
 TIP commitments are based on local share of projects programmed in the FY 2023-2026 TIP



Appendix G – Non-Federally Funded Regionally Significant Local Projects

The following pages show regionally significant local projects that are being constructed without federal funds. These projects are included in the Air Quality Conformity Determination and Documentation documents.

DRAFT

This page intentionally left blank

DRAFT

Appendix G - Non-Federally Funded Regionally Significant Local Projects

County	Sponsor	TIP #	Project Title	Project Description	Investment Type
St. Charles	St. Charles County	7025A-13	Interstate Drive, Phase 4	Hepperman Road To 0.6 Mi West Build New 2 Lane Road	New Road/Bridge (Adding SOV Capacity)
St. Charles	St. Peters	7025I-21	Spencer Rd Ext	Salt River Rd To Lakeside Park Dr - New Two Lane Road	New Road/Bridge (Adding SOV Capacity)
St. Charles	Wentzville	7025E-23	David Hoekel Parkway, Ph 2D	Goodfellow Rd to W. Meter Rd - New Two Lane Road	New Road/Bridge (Adding SOV Capacity)
St. Charles	Wentzville	7025F-24	Great Oaks Blvd Ext	Bobcat Ct To Burnt Oak Ct - New Two Lane Road	New Road/Bridge (Adding SOV Capacity)
St. Charles	Wentzville	7025D-21	Wentzville Pkwy South, Ph. 2	Veterans Memorial Pkwy To Interstate Dr - New Two Lane Road - Bridge Over RR	New Road/Bridge (Adding SOV Capacity)
St. Clair	St. Clair County	7064B-16	North Green Mount Road	1340' North of Lebanon Ave To IL 161 Widen Two To Four Lns - Add Two Way Turn Lane	Adding Through Lanes to Existing Road/Bridge

DRAFT