

AGENDA
EAST-WEST GATEWAY COUNCIL OF GOVERNMENTS
BOARD OF DIRECTORS
WEDNESDAY, MARCH 30, 2022 – 10:00 A.M.

Due to the current COVID-19 Variant, the Council Offices are closed to the public and will be until further notice. Public attendance will only be permitted through virtual presence at this time.

Board Members are encouraged to attend the meeting in-person, but have the option of attending virtually.

Computer: <https://meet.goto.com/432500037>

Meeting ID: 432-500-037

Phone: 1-312-757-3121

Access Code: 432-500-037

1. CALL TO ORDER

2. APPROVAL OF MINUTES OF FEBRUARY 23, 2022

3. DISCUSSION ITEMS

- A. Draft Fiscal Year 2023 Unified Planning Work Program - - Jim Wild
- B. Metropolitan Transportation Plan Update - Connected 2050 - - Marcie Meystrik
- C. Infrastructure Investment and Jobs Act (IIJA) Funding Update - - Rachael Pawlak
- D. FY 2023-2026 Transportation Improvement Program - Submitted Local Project Applications - - Jason Lange
- E. Proposed Review of Agency Bylaws - - Jim Wild

4. ACTION ITEMS

- A. Return to In-Person Board and Committee Meetings - - Jim Wild
- B. Consultant Selection Compensation Study - - Jim Wild
- C. Modifications to the FY 2022-2025 Transportation Improvement Program (TIP), Connected2045, and the Related Air Quality Conformity Determination – Requested by Missouri Sponsors - - Jason Lange
- D. Regional Security Expenditures - - Gregg Favre

5. OTHER BUSINESS

6. ADJOURNMENT

7. CLOSED SESSION

Notice is hereby given that, subject to a motion duly made and adopted, the Board of Directors will hold a closed meeting pursuant to Section 610.021(1) RSMo. to address matters relating to legal actions, causes of action, litigation or privileged communications between representatives of East-West Gateway Council of Governments and its attorney, Section 610.021(3) RSMo. to address matters relating to hiring, firing, disciplining or promoting of particular employees, and Section 610.021(13) RSMo. to address matters relating to individually identifiable personnel records, performance ratings or records pertaining to employees or applicants for employment.

NEXT MEETING DATE: WEDNESDAY, APRIL 27, 2022



EAST-WEST GATEWAY
Council of Governments

Creating Solutions Across Jurisdictional Boundaries

Chair

Dennis Gannon
County Executive, Jefferson County

Vice Chair

Mark A. Kern
Chairman, St. Clair County Board

2nd Vice Chair

Tishaura Jones
Mayor
City of St. Louis

Executive Committee

Tim Brinker
Presiding Commissioner
Franklin County
Steve Ehlmann
County Executive, St. Charles County

Dennis M. Knobloch
County Board Chairman
Monroe County

Dr. Sam Page
County Executive, St. Louis County

Kurt Prenzler

Chairman
Madison County Board

Members

Terry Briggs
President
Municipal League of Metro St. Louis

Ron Counts
Mayor, City of Arnold
Jefferson County

Honorable Rita Heard Days
Councilwoman, 1st Council District
St. Louis County

Robert Eastern III
Mayor, City of East St. Louis

Mark Kupsky
President, Southwestern Illinois
Council of Mayors

Roy Mosley
St. Clair County

Lewis Reed
President, Board of Aldermen
City of St. Louis

David Schwind
Madison County

Herbert Simmons
President, Southwestern Illinois
Metropolitan & Regional
Planning Commission

Seth Speiser
Vice President, Southwestern Illinois
Council of Mayors

Donald R. Summers, Jr.
St. Louis County

John White
St. Charles County

Regional Citizens

Barbara Geisman
C. William Grogan
John A. Laker
Ron Williams

Non-voting Members

Holly Bieneman
Illinois Department of Transportation
Vacant

Illinois Department of Commerce
and Economic Opportunity

Patrick McKenna
Missouri Department of Transportation

Taulby Roach
Bi-State Development

Aaron Willard
Missouri Office of Administration

Executive Director

James M. Wild

Memo to: Board of Directors

From: Staff

Subject: Project Notifications

Date: March 15, 2022

Attached is the Project Notification list for February 5 – March 11, 2022. The compiled list contains information about funding requests, grant applications and announcements/public notices. It is compiled from the weekly statewide project table sent out by the Missouri Federal Assistance Clearinghouse, Missouri Office of Administration, for comments. If you have any questions regarding this attachment, please contact Maureen McCarthy in the Community Planning department.

Gateway Tower
One Memorial Drive, Suite 1600
St. Louis, MO 63102-2451

314-421-4220
618-274-2750
Fax 314-231-6120

webmaster@ewgateway.org
www.ewgateway.org

**Project Reviews for East-West Gateway Council of Governments
February 5 – March 11, 2022**

JURISDICTION	APPLICANT	PROJECT DESCRIPTION	FEDERAL AGENCY	FEDERAL GRANT/LOAN	FUNDING: STATE, LOCAL/OTHER	TOTAL
St. Louis City	Higher Education Consortium of Metropolitan St. Louis #2208031	84.047 – TRIO Upward Bound HEC – Upward Bound	DOEd	\$352,121		\$352,121
St. Louis City	Power 4 STL, Inc. #2208032	93.243 – Substance Abuse and Mental Health Services Projects of Regional and National Significance Harm Reduction Program Grant	HHS	\$1,151,953		\$1,151,953
St. Louis City	Hi-Tech Charities #2208038	93.243 – Substance Abuse and Mental Health Services Projects of Regional and National Significance Hi-Tech Charities (HTC) Missouri – Harm Reduction Expansion Grant Project	HHS	\$399,996		\$399,996
St. Louis City	BioSTL #2208049	11.307 – Economic Adjustment Assistance A Collaborative Approach to Equitable and Inclusive Career Mobility Across the St. Louis Health Care Value Chain	DOC	\$24,546,442		\$24,546,442
St. Louis City	St. Louis University #2208060	84.047 – TRIO Upward Bound St. Louis University Upward Bound Riverview High	DOEd	\$278,820	Applicant: \$22,719	\$301,539

St. Louis City	Greater St. Louis, Inc. #2209009	11.307 – Economic Adjustment Assistance The St. Louis Tech Triangle: Building an Advanced Manufacturing Cluster and Related Industries (Regional Advanced Manufacturing Partnership)	DOC	\$3,000,000	Applicant: \$1,000,000	\$4,000,000
St. Louis City	Greater St. Louis, Inc. #2209010	11.307 – Economic Adjustment Assistance St. Louis Regional Tech Triangle/ Innovation and Entrepreneurship to Drive Equitable Economic Growth	DOC	\$4,000,000	Applicant: \$1,000,000	\$5,000,000
St. Louis City	Rung Foundation, Inc. #2209011	11.307 – Economic Adjustment Assistance Women in Advanced Manufacturing Careers	DOC	\$1,130,188		\$1,130,188
St. Louis City	St. Louis Economic Development Partnership #2209012	11.307 – Economic Adjustment Assistance Proposal for Enhancing the Advanced Manufacturing Cluster in the St. Louis Region Through Technology Conversations and Equitable, Inclusive Collaboration	DOC	\$1,600,000	Applicant: \$400,000	\$2,000,000
St. Clair County	Southwestern Illinois College #2209013	11.307 – Economic Adjustment Assistance Southwestern Illinois College Manufacturing Training Academy The St. Louis Regional Tech Triangle: Innovation and Entrepreneurship Component	DOC	\$3,547,450	Applicant: \$4,336,800	\$7,884,250
St. Louis City	BioSTL #2209014	11.307 – Economic Adjustment Assistance The St. Louis Regional Tech Triangle: Innovation and Entrepreneurship Component	DOC	\$5,813,570		\$5,813,570

St. Louis City	Gateway Global American Youth and Business Alliance #2209015	11.307 – Economic Adjustment Assistance Geospatial and IT Workforce and Apprenticeship Campus	DOC	\$5,000,000	Applicant: \$350,000 State: \$2,500,000 Program Income: \$500,000	\$8,350,000
St. Louis City	Small Business Empowerment Center #2209016	11.307 – Economic Adjustment Assistance St. Louis Regional Tech Triangle: Innovation and Entrepreneurship	DOC	\$2,500,000	Local: \$625,000	\$3,125,000
St. Louis City	WEPOWER #2209017	11.307 – Economic Adjustment Assistance St. Louis Regional Tech Triangle: Build Back Better Regional Challenge	DOC	\$2,502,129	Applicant: \$625,532	\$3,127,661
St. Louis City	Cortex #2209018	11.307 – Economic Adjustment Assistance Cortex and Active Pharmaceutical Ingredient Innovation Center: Boosting Domestic Active Pharmaceutical Ingredient Manufacturing and Innovation	DOC	\$1,998,986	Applicant: \$445,253	\$2,444,239
St. Louis City	St. Louis Development Corporation #2209019	11.307 – Economic Adjustment Assistance MLK Innovation Center, a Hub to Serve Small Businesses and Entrepreneurs in the Advanced Manufacturing, IT, and Geospatial Sectors After Startup. Affordable Office and Manufacturing Space	DOC	\$20,000,000	Applicant: \$5,000,000	\$25,000,000

St. Louis City St. Louis County	St. Louis Community College #2209020	11.307 – Economic Adjustment Assistance STLCC – Investing in Talent for Advanced Manufacturing	DOC	\$4,000,000	Applicant: \$1,000,00	\$5,000,000
St. Louis City	Ranken Technical College #2209021	11.307 – Economic Adjustment Assistance Advanced Manufacturing Innovation Center St. Louis (AMISTL) – a Regional Hub for Production, R&D, and Workforce Development	DOC	\$40,000,000	Other: \$13,879,876	\$53,879,876

MINUTES

EAST-WEST GATEWAY COUNCIL OF GOVERNMENTS BOARD OF DIRECTORS FEBRUARY 23, 2022

The regular meeting of the Board of Directors was held virtually on Wednesday, February 23, 2022 at 10:00 a.m. via Webinar due to the Council offices being closed as a result of the COVID-19 pandemic.

Members in Attendance

Dennis Gannon, *Chair*, County Executive, Jefferson County, MO
Tishaura Jones, *2nd Vice-Chair*, Mayor, City of St. Louis, MO
Terry Briggs, Municipal League Metro St. Louis, MO
Rita Heard Days, St. Louis County, MO
Steve Ehlmann, County Executive, St. Charles County, MO
Barbara Geisman, Regional Citizen, City of St. Louis, MO
Bill Grogan, Regional Citizen, St. Clair County, IL
Mark Kupsky, Mayor, City of Fairview Heights, IL; President, SW IL Council of Mayors
John A. Laker, Regional Citizen, St. Clair County, IL
Dr. Sam Page, County Executive, St. Louis County, MO
Kurt Prenzler, Chairman, Madison County, IL Board
David Schwind, Madison County, IL
Don Summers, St. Louis County, MO
Tom Blair, MoDOT
Tom Caldwell, IDOT
Taulby Roach, Bi-State Development

Members Absent

Mark Kern, *Vice-Chair*, Chairman, St. Clair County Board, IL Board
Tim Brinker, Presiding Commissioner, Franklin County, MO
Ron Counts, Mayor, City of Arnold, Jefferson County, MO
Robert Eastern III, Mayor, City of East St. Louis, IL
Dennis Knobloch, Chair, Monroe County, IL, Board
Roy Mosley, Board Member, St. Clair County, IL
Lewis Reed, President Board of Aldermen, City of St. Louis
Herb Simmons, President, SW IL Metropolitan and Regional Planning Commission
Seth Speiser, SWIL Council of Mayors, IL
John White, Councilman, St. Charles County, MO
Holly Bieneman, IDOT
Patrick McMcKenna, MoDOT

EAC Members in Attendance

Paul Hampel
Kevin Jemison
Betsy Tracy

EWGCOG Staff:

Jim Wild, Staci Alvarez, Josh Campbell, Joyce Collins-Catling, Bailey DeJonge, Gregg Favre, Joe Fetter, James Fister, Larry Grither, Lee Harris, Paul Hubbman, Jason Lange, Carol Lawrence, Mary Grace Lewandowski, Maureen McCarthy, Marcie Meystrik, Luke Miller, Anna Musial, Rachael Pawlak, John Posey, Mary Rocchio, Warren Sallade, Himmer Soberanis, Melissa Theiss, Derek Wetherell, Brad Williams, Aaron Young

CALL TO ORDER

The Board of Directors meeting was called to order by Mr. Gannon, Chair. Chairman Gannon informed the committee of an erroneous listing of the Washington County Memorial Hospital in the Project Reviews. The Missouri Federal Assistance Clearinghouse office has been notified of the necessary correction.

APPROVAL OF MINUTES OF JANUARY 26, 2022 MEETING

Motion approving minutes of the January 26, 2022 Meeting was made by Mr. Page, seconded by Mr. Kupsky. Motion passed, all voting aye.

DISCUSSION ITEMS

Employment Update

John Posey, EWGCOG, presented an update regarding employment in relation to COVID-19 pandemic in comparison to recent recessions. He briefly discussed and highlighted information from the US Bureau of Statistics showing national and regional data regarding current economic downturns, recovery, regional comparisons, employment changes by industry, (increases and decreases), reasons for not working (unemployed if looking for a job), as well as data and graphs showing multiple choice reasons for men and women not working. Mr. Posey mentioned that in comparison to peer regions, St. Louis has had some improvements in employment but is down 4.2% (data is December 2019 versus December 2021). Current data and information available in the EWGCOG Where We Stand publication on the website at wws@ewgateway.org

At the request of board members, Mr. Posey will research further information regarding jurisdictional and demographical breakdowns and provide the data to the board as soon as information becomes available.

2022 OneSTL Report to the Region

Aaron Young, EWGCOG, gave an annual updates on activities of the OneSTL program. He gave a brief overview and background of the 2013 board approved program noting the six independent work groups as well as highlighting EWGCOG hosted workshops. He discussed the performance indicators tracked by Council staff to reflect goals and objectives of the regional plan for sustainable development noting that the majority of the indicators are moving in the desired direction. More information can be found on the EWGCOG website at www.onestl.org

Concerns regarding other working groups besides the reported groups (i.e., Education, Public Safety, Health, etc.) were expressed; Mr. Wild addressed the concerns noting that other entities/initiatives had begun but subsequently faded away and no further interest has been initiated. He pointed out that although some initiatives are in place, the interest level died, and that efforts may be put forth to possibly resurrect those initiatives. He also noted EWG only fund work supporting the metrics and indicator tracking process similar to WWS; federal grants funded the actual plan. Mr. Gannon asked that working groups be added for future studies of Education, Public Safety, and Health components.

ACTION ITEMS

2022 Regional Safety Performance Targets

James Fister and Anna Musial, EWGCOG, provided the committee with detailed data used for MPOs to establish performance targets (MPOs have the option to accept statewide targets or set their own) as required under MAP-21, and continued under the FAST Act, using a set of performance measures to track progress toward meeting those targets for a variety of transportation areas including safety. Both Mr. Fister and Ms. Musial individually highlighted and discussed the requirements for setting safety performance measures, national trends, EWG collaborations with State DOTs to promote safety, as well as the recommended 5-year rolling average targets for 2022 based on a 2% reduction. Mr. Fister pointed out that while we are currently operating under the new Infrastructure Investment and Jobs Act (IIJA), no new guidance has been issued for MPOs around performance measure reporting. He mentioned that this may change over the next year, but Council staff will continue to follow updates to ensure we are complying with all federal requirements.

Motion approving the recommendations was made by Mr. Page seconded by Mr. Schwind. Motion carried, all voting aye.

Modifications to the FY 2022-2025 Transportation Improvement Program (TIP), Connected2045, and the Related Air Quality Conformity Determination – Requested by Missouri and Illinois Sponsors

Brad Williams, EWGCOG, provided the committee with requests from the Missouri Department of Transportation (MoDOT), and the Illinois Department of Transportation (IDOT) to amend the TIP by adding one new project, modifying five projects, adding three scoping projects, and modifying one scoping project. The projects are summarized as follows:

TIP #	Sponsor	Action	Description
7220V-22	MoDOT	Add	St. Charles; MO D – 0.4 miles east of MO T; Culvert Replacement
6980G-20/ 6S349I	MoDOT	Modify	St. Charles; MO Z – Perry Cate Blvd., to MO N; Pavement resurfacing
6446-15	IDOT	Modify	Multi-state; I-270 over Mississippi River; Bridge Replacement
6671A-22	IDOT	Modify	St. Clair; I-55/70/US 40 – over B&O, Conrail & TRRA in East St. Louis; Bridge rehabilitation and painting

6667T-22	IDOT	Modify	Madison; Light duty transit buses; 13 replacement buses
7145S-25	IDOT	Modify	Madison; Light duty bus replacement; 29 replacement buses
7220W-22	MoDOT	Scoping	Various locations in St. Louis district; Survey to convey Roadway right of way for change in route status
7220X-22	MoDOT	Scoping	Various locations in St. Louis district; Utility coordination
7220Y-22	MoDOT	Scoping	Various locations in St. Louis district; On-call survey to sell Excess right of way parcels
7219D-22	MoDOT	Modified Scoping	MO N – West of Wyndgate Ridge Dr. to East of Sommers Rd; Scoping to add lanes and build new lanes

Motion approving the recommendation was made by Mr. Briggs seconded by Mr. Page. Motion carried, all voting aye.

OTHER BUSINESS

Mr. Gannon asked for a consensus on returning to in-person meetings. Mr. Wild noted that a survey will be sent out to the board by the end of the week to gather responses regarding in-person meeting and continuing to offer hybrid meetings. Mr. Gannon encouraged board members to please participate in the survey and respond as soon as possible; he pointed out that in-person meetings would be most beneficial to the dynamics of board meetings.

ADJOURNMENT

Motion to adjourn the meeting was made by Mr. Page seconded by Mr. Schwind. Motion carried, all voting aye.



James M. Wild
Secretary, Board of Directors



EAST-WEST GATEWAY
Council of Governments

Creating Solutions Across Jurisdictional Boundaries

Chair

Dennis Gannon
County Executive, Jefferson County

Vice Chair

Mark A. Kern
Chairman, St. Clair County Board

2nd Vice Chair

Tishaura Jones
Mayor
City of St. Louis

Executive Committee

Tim Brinker
Presiding Commissioner
Franklin County
Steve Ehlmann
County Executive, St. Charles County

Dennis M. Knobloch
County Board Chairman
Monroe County

Dr. Sam Page
County Executive, St. Louis County

Kurt Prenzler
Chairman
Madison County Board

Members

Terry Briggs
President
Municipal League of Metro St. Louis

Ron Counts
Mayor, City of Arnold
Jefferson County

Honorable Rita Heard Days
Councilwoman, 1st Council District
St. Louis County

Robert Eastern III
Mayor, City of East St. Louis

Mark Kupsky
President, Southwestern Illinois
Council of Mayors

Roy Mosley
St. Clair County

Lewis Reed
President, Board of Aldermen
City of St. Louis

David Schwind
Madison County

Herbert Simmons
President, Southwestern Illinois
Metropolitan & Regional
Planning Commission

Seth Speiser
Vice President, Southwestern Illinois
Council of Mayors

Donald R. Summers, Jr.
St. Louis County

John White
St. Charles County

Regional Citizens

Barbara Geisman
C. William Grogan
John A. Laker
Ron Williams

Non-voting Members

Holly Bieneman
Illinois Department of Transportation
Vacant

Illinois Department of Commerce
and Economic Opportunity

Patrick McKenna
Missouri Department of Transportation

Taulby Roach
Bi-State Development

Aaron Willard
Missouri Office of Administration

Executive Director

James M. Wild

Memo to: Board of Directors

From: Staff

Subject: Draft FY 2023 Unified Planning Work Program

Date: March 15, 2022

We are providing you with the draft FY 2023 Unified Planning Work Program (UPWP) for your review and comment. The UPWP describes all of the planning work activities that the staff and other local agencies will undertake during the 12-month period that begins July 1, 2022. This document serves as the scope of work for our grant agreements with the state and federal agencies that provide funding to support EWG's planning and related activities in the region.

Metropolitan planning organizations like EWG are required to adopt a UPWP to describe the federally-funded transportation planning activities. EWG's UPWP describes all of the agency's planning activities that are funded through all sources. Some of the activities described in the UPWP are currently underway and will continue into FY 2023 and other projects will begin at various times during FY 2023 depending on funding availability.

Section II of the UPWP includes the funding tables that describe the sources of funds and estimated costs for the planned activities. The total funding projected for FY 2023 is \$12,529,911; with a total of \$8,132,640 estimated for new funding during the fiscal year. EWG's in-house costs are estimated to be \$7,480,886 and we estimate that \$1,585,705 will be expended to hire consultants for planning projects completed during the fiscal year, and \$2,993,859 will be passed through to or expended on behalf of other local agencies.

Gateway Tower
One Memorial Drive, Suite 1600
St. Louis, MO 63102-2451

314-421-4220
618-274-2750
Fax 314-231-6120

webmaster@ewgateway.org
www.ewgateway.org

Board of Directors
March 15, 2022
Page 2

The FY 2023 UPWP has been submitted to IDOT, MoDOT, FHWA, and FTA for review and comment. It has also been posted on our website and can be downloaded at this link: https://www.ewgateway.org/wp-content/uploads/2022/03/EWGCOG_FY-2023-UPWP_Draft_For-Public-Comment.pdf.

We welcome comments and questions from our committees and the Board of Directors. We will bring the final FY 2023 UPWP to the Board of Directors in April for approval. More information about the draft UPWP and how to provide comments can be found on our website at: <https://www.ewgateway.org/about-us/what-we-do/planning-initiatives/upwp/draft-upwp-for-public-comment/>.



→ Metropolitan Transportation Plan Update

Marcie Meystrik (East-West Gateway Council of Governments)

Michael Grant (ICF) and MaryAnn Taylor Crate (Added Dimension)

→ **MTP Background/Federal Requirements**

- Development of the Metropolitan Transportation Plan (MTP):
 - Used interchangeably with Long-Range Transportation Plan (LRTP)
 - Must cover at least a 20-year planning horizon
 - Update plan at least every four years in air quality non-attainment and maintenance areas
 - Include goals and strategies to effectively develop an efficient multi-modal transportation system

→ **MTP Background/Federal Requirements**

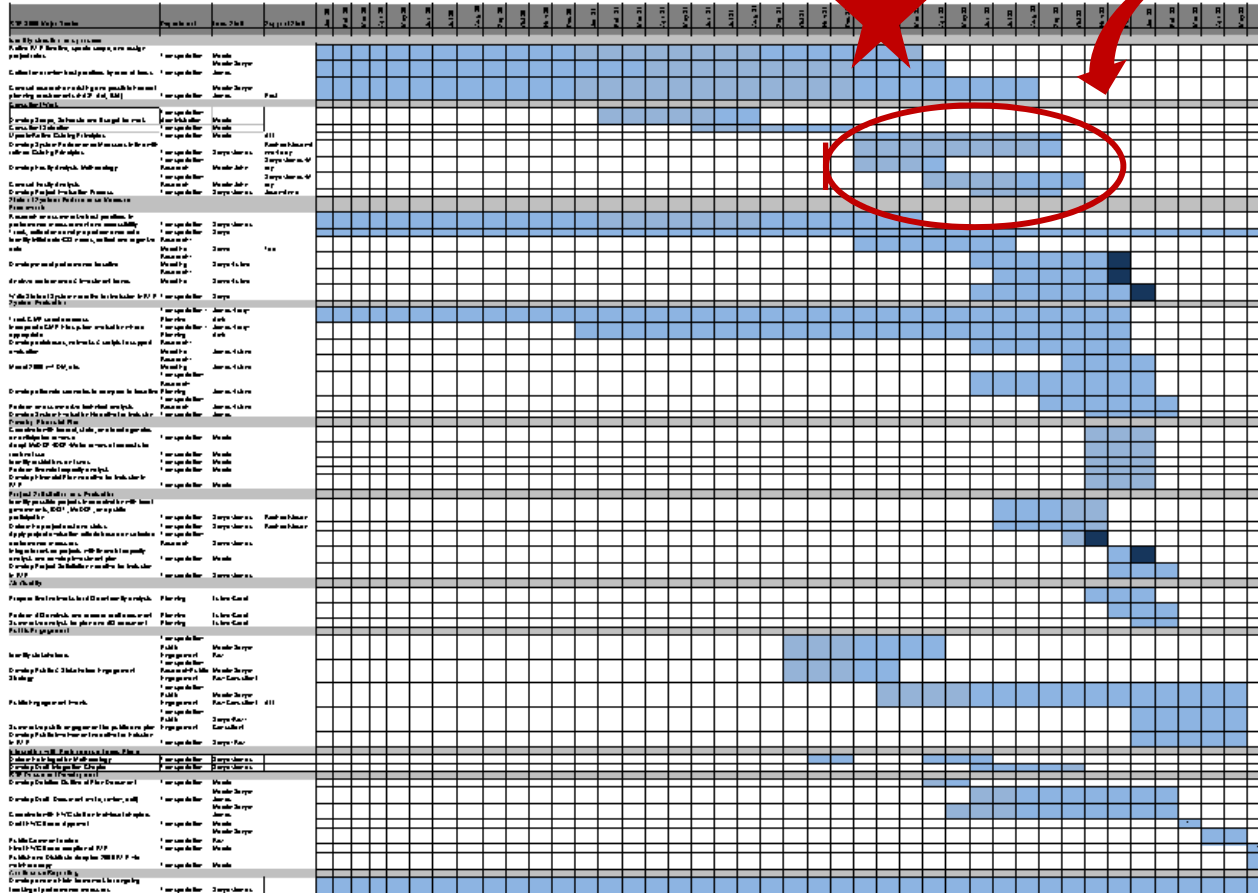
- Development of the Metropolitan Transportation Plan (MTP):
 - Fiscally constrained financial plan with transportation projects
 - Federal performance measures and targets to assess system condition and performance
 - System performance report
 - Air Quality Conformity Determination

→ **Connected2050**

Overall Direction

- Re-examine & Refine the Region's Guiding Principles
- Integrate Long-range & Performance-based Plans
- State of the System & System Performance Reports
- Equity Analysis of Transportation Infrastructure Investments
- Refined Project Evaluation Process & Selection
- List of Fiscally-constrained Projects
- Air Quality Conformity Analysis
- Community & Stakeholder Engagement

➔ MTP Project Schedule



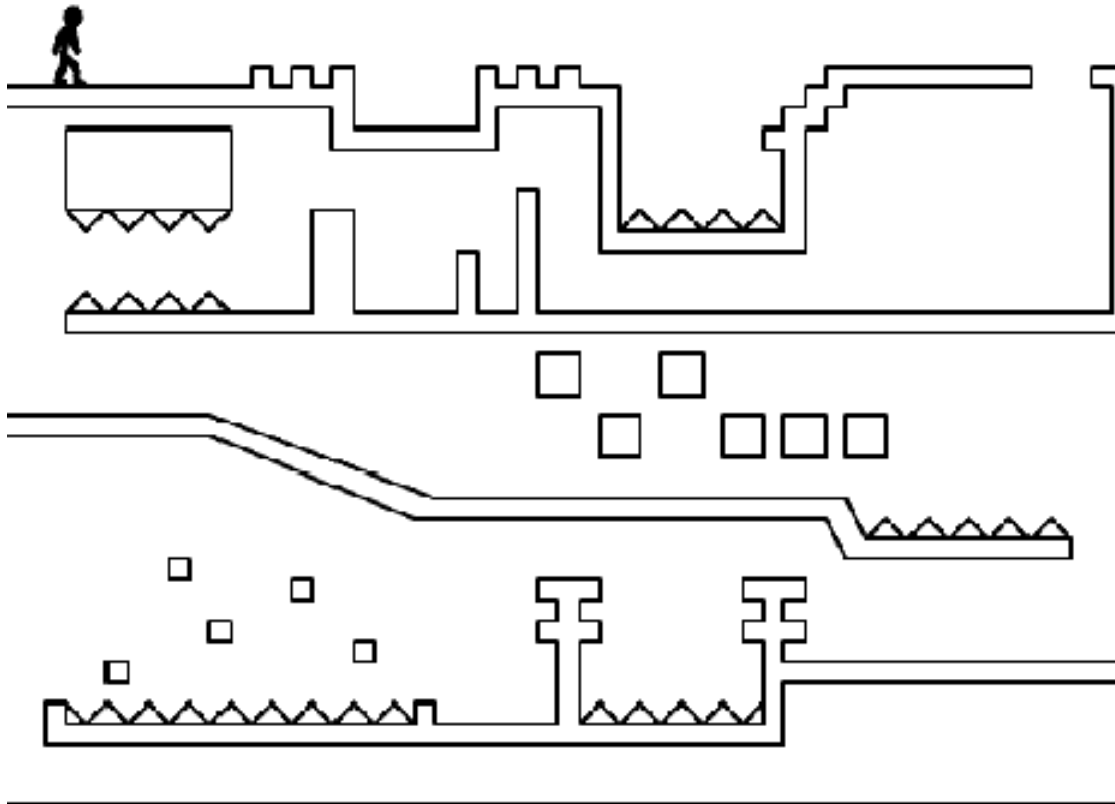
Consultant Work

- DRAFT Plan: March 2023
- FINAL Plan: June 2023

→ **Community Engagement**

- Targeted Strategy for Engaging the Region's Citizens, Stakeholders, and Transportation Partners
- Multiple Interactions with EWG's Board of Directors
- Wide Range of Engagement and Outreach Tools
- Detailed Schedule for Community and Stakeholder Involvement Activities
- Compliance with Title VI Program and EWG's Public Involvement Plan


→ Community Engagement



- Equitable, inclusive engagement approach
- Innovative ideas to engage hard-to-reach populations
- Method to analyze success
- Flexibility to adjust to shifting needs

→ Key Consultant Tasks


- Task 1: Project Management
- Task 2: Evaluate and Update Guiding Principles
- Task 3: On-going Public / Stakeholder / Board Engagement
- Task 4: Conduct Equity Investment Analysis
- Task 5: Update Evaluation Process for Fiscally Constrained Long-Range Transportation Plan



→ Evaluate and Update Guiding Principles

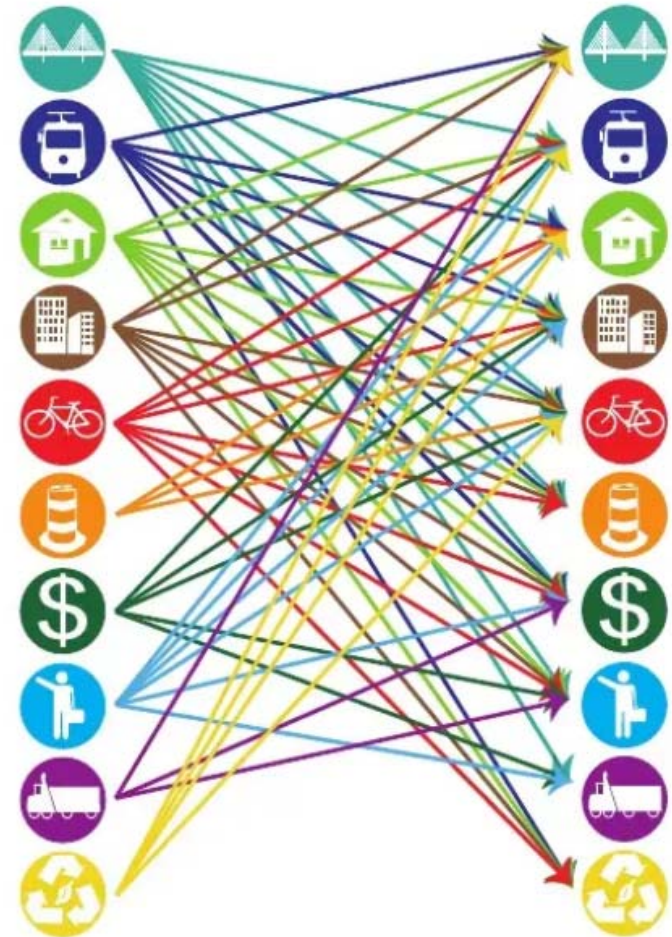
Key Steps:

1. Review and evaluate existing principles
2. Identify potential additional principles to consider
3. Explore possible performance measures for each candidate principle
4. Engage the public, stakeholders, and Board
5. Document and vet updated Guiding Principles and performance measures

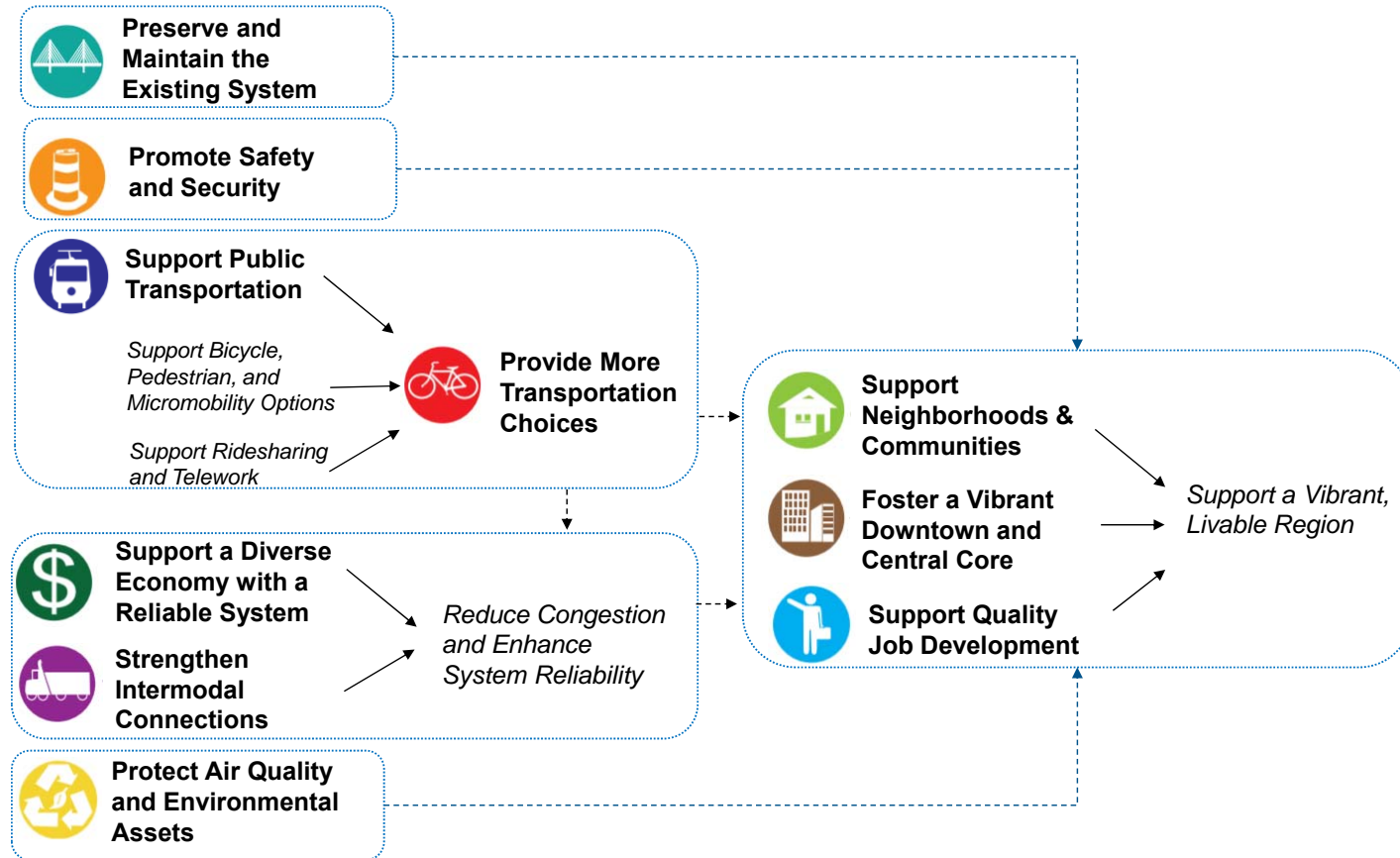
EWG's Ten Guiding Principles		System Performance Measures
	Preserve and Maintain the Existing System Ensure the transportation system remains in a state of good repair.	% of Interstate pavements in Good condition % of Interstate pavements in Poor condition % of non-Interstate NHS pavements in Good condition % of non-Interstate NHS pavements in Poor condition % of NHS bridges classified as in Good condition % of NHS bridges classified as in Poor condition
	Support Public Transportation Invest in public transportation to spur economic development, protect the environment, and improve quality of life.	Annual transit boardings systemwide Percent of households within 1/4 mile of a transit stop
	Support Neighborhoods & Communities Connect communities to opportunities and resources across the region.	Percent of residents living within a reasonable travel time to work
	Foster a Vibrant Downtown & Central Core Improve access to and mobility within the central core by all modes to increase the attractiveness of St. Louis and strengthen the regional economy.	Employment in the central core Population in the central core
	Provide More Transportation Choices Create viable alternatives to automobile travel by providing bicycle and pedestrian facilities.	Percent of non-single occupancy vehicle travel VMT per capita
	Promote Safety and Security Provide a safe and secure transportation system for all users.	Five-year rolling averages for: Number of Fatalities; Rate of Fatalities for 100 million VMT; Number of Serious Injuries; Rate of Serious Injuries per 100 million VMT; Number of non-motorized fatalities and non-motorized serious injuries
	Support a Diverse Economy with a Reliable System Reduce congestion and improve travel time reliability to support the diverse economic sectors of the region.	Percent of person-miles traveled on the Interstate that are reliable; Percent of person-miles traveled on the non-Interstate that are reliable; Annual Hours of Peak Hour Excessive Delay per capita
	Support Quality Job Development Support the growth of wealth producing jobs that allow residents to save and return money to the economy.	Percent of jobs with a median wage higher than self-sufficiency for a 1 adult, 1 child household
	Strengthen Intermodal Connections Support freight movement and connections that are critical to the efficient flow of both people and goods	Truck Travel Time Reliability Index
	Protect Air Quality and Environmental Assets Encourage investments that recognize the linkages between the social, economic, and natural fabric of the region	On-Road Mobile Source Emissions—Total Emissions reduction Number of funded projects that impact areas of ecological significance

→ Guiding Principles: Connections

- Guiding Principles are intended to broaden the region's transportation policy priorities beyond moving people and goods
- Function synergistically and are integrally related
- Guiding Principles are being revised as part of Connected2050



→ Guiding Principles: Connections



→ **What Might be Missing?**

As initial step, the ICF team explored:

- Regional plans and priorities
- Illinois and Missouri statewide planning goals
- National goals, priorities, and funding opportunities associated with the Infrastructure Investment and Jobs Act (IIJA) of 2021

Concepts to Consider:

- Resiliency
- Accessibility
- Affordability
- Efficiency
- Healthy
- Support Active Transportation
- Environmental Sustainability
- Community Connectivity
- Livability / Quality of Life
- Collaboration
- Equity

→ Public, Stakeholder, and Board Engagement

- Web site and social media
- Online survey and polls
- Regional Census-balanced panel survey
- Open houses (in person and virtual)
- Stakeholder interviews and focus groups
- Resident focus groups
- Community gatherings and pop-up events
- Equity Advisory Group
- Board meeting presentation and work session



→ Conduct Equity Investment Analysis

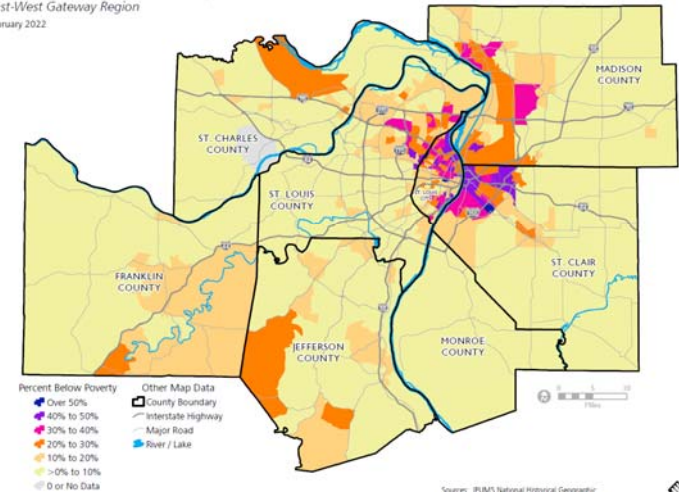
Produce Regional Equity Investment Assessment Report

Key Steps:

1. Develop equity analysis methodology
 - Identify populations for analysis
 - Identify needs of historically disadvantaged and vulnerable populations
 - Assess previous investments (quantitative and qualitative analysis of benefits and/or burdens to different populations)
2. Develop draft report
3. Develop final report

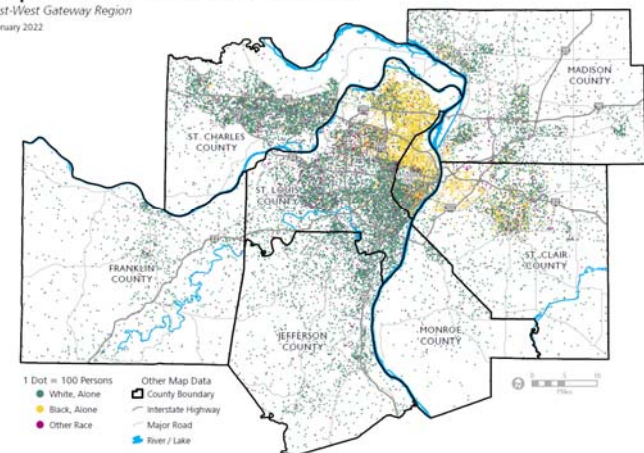
Persons in Poverty, 2019 ACS

East-West Gateway Region
February 2022



Population: Race, 2020 Census

East-West Gateway Region
February 2022

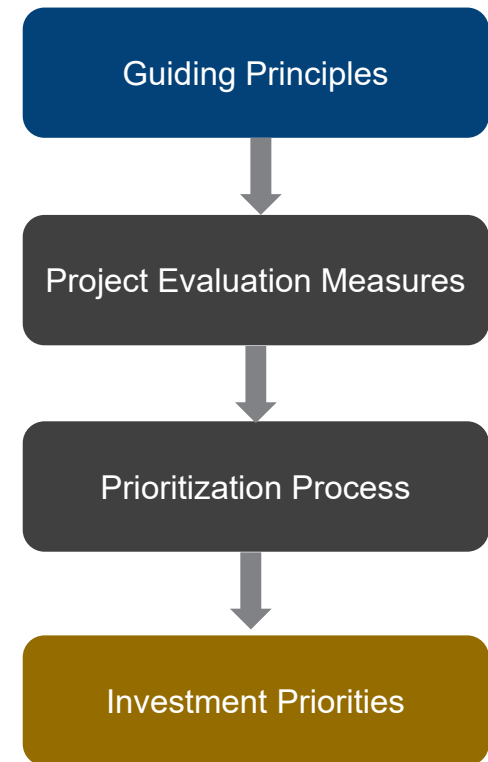


→ Update Evaluation Process for the LRTP

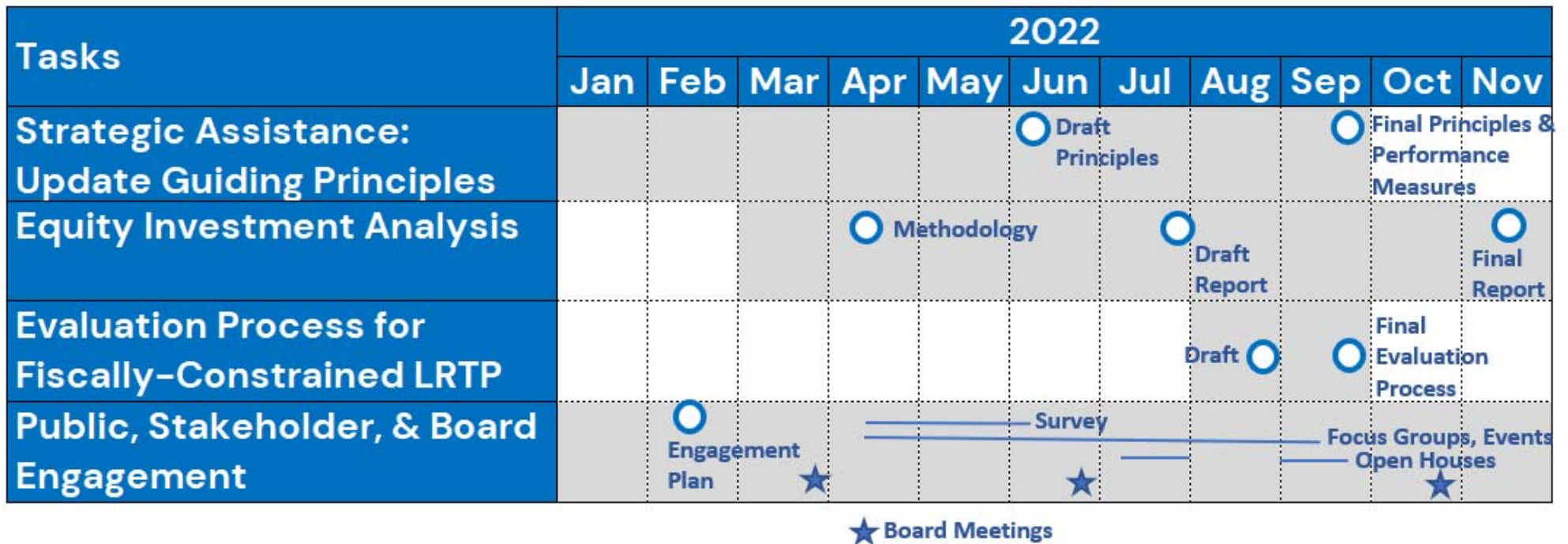
Revise the evaluation / prioritization process for the LRTP to align with the revised Guiding Principles

Key Elements:

1. Suggest appropriate method to evaluate projects for inclusion in the fiscally-constrained and illustrative project lists in Connected2050
2. Develop evaluation process memo



→ Timeline



→ **Contacts**

East-West Gateway

Marcie Meystrik (marcie.meystrik@ewgateway.org)

Consultant Team

Michael Grant (michael.grant@icf.com)

MaryAnn Taylor Crate (mtaylorcrate@added-dimension.com)

Follow project updates at: www.ewgateway.org

FY 2022 Omnibus Appropriations Bill

Rachael Pawlak
Sr Manager / Transportation Planning and Programming

EAC 3-22-2022

Overview

- Infrastructure Investment and Jobs Act (IIJA), aka Bipartisan Infrastructure Law (BIL)
 - Increased funding of existing programs AND introduced several new programs
 - Authorizes \$1.2 trillion for transportation and infrastructure spending over 5 years (2022-2026)
- FY 2022 Omnibus Appropriations Bill (aka spending package) signed by President Biden on March 15, 2022
 - Provides \$1.5 trillion in budgetary resources across 12 appropriations bills
 - Funds the government through end of September 2022
 - New rulemaking and studies ordered by IIJA can be commenced
 - New programs like Carbon Reduction and PROTECT can be implemented immediately
 - Earmarks are back

Funding Increases, by USDOT Mode

Regular Appropriations + IIJA (Million \$)				
Mode	FY 2021 Total	FY 2022 Total	Increase (M\$)	Increase (%)
FAA	\$17,964.5	\$23,459.5	+ \$5,429.0	+ 30.6%
FHWA	\$49,104.1	\$70,111.8	+ \$21,007.7	+ 42.8%
MARAD	\$1,169.5	\$1,725.8	+ \$556.2	+ 47.6%
FTA	\$12,959.1	\$20,508.0	+ \$7,548.9	+ 58.3%
Safety*	\$1,953.3	\$2,986.2	+ \$1,032.9	+ 52.9%
OST	\$1,633.7	\$5,267.4	+ \$3,633.8	+ 222.4%
FRA	\$2,820.7	\$16,525.1	+ 13,704.7	+ 485.8%

*Safety = FMCSA + NHTSA + PHMSA

FMCSA: Federal Motor Carrier Safety Admin

NHTSA: National Highway Traffic Safety Admin

PHMSA: Pipeline and Hazardous Materials Safety Admin

USDOT Total Budget Authority (FY22)

= \$141 Billion

FY 2022 Totals

Regular Appropriations + IJA (Million \$)				
	FHWA	FTA	OST	FRA
Regular Appropriations (GF)	\$2,444.9	\$2,903.0	\$1,447.5	\$3,325.1
Contract Authority (HTF)	\$58,212.4	\$13,355.0	\$3,800.0	
IJA Advance Appropriations	\$9,454.4	\$4,250.0		\$13,200.0
IJA Mandatory Funding			\$20.0	
Total Budget Authority	\$70,111.8	\$20,508.0	\$5,267.5	\$16,525.1

GF = General Fund

HTF = Highway Trust Fund

IJA = Infrastructure Investment and Jobs Act

Earmarks

USDOT Earmarks in the FY 2022 Appropriations Bill (Million \$)		
Mode	Account	Omnibus
OST	Transportation Planning, Research & Dev.	\$7.1
FAA	Airport Grants	\$279.2
FHWA	Highway Infrastructure Programs	\$846.9
FRA	CRISI Grants	\$120.9
FTA	Transit Infrastructure Grants	\$200.8
USDOT Total		\$1,454.8

Resources

- FY 2022 Omnibus Appropriations Bill:
 - <https://docs.house.gov/billsthisweek/20220307/BILLS-117HR2471SA-RCP-117-35.pdf>
- Infrastructure Investment and Jobs Act:
 - <https://www.congress.gov/117/plaws/publ58/PLAW-117publ58.pdf>
- RAISE NOFO, deadline April 14, 2022:
 - <https://www.transportation.gov/sites/dot.gov/files/2022-02/FINAL-2022-RAISE-NOFO.pdf>
- Grants for Buses and Bus Facilities NOFO, deadline May 31, 2022:
 - <https://www.grants.gov/web/grants/view-opportunity.html?oppld=338566>
- Low and No Emissions Grants NOFO, deadline May 31, 2022:
 - <https://www.grants.gov/web/grants/view-opportunity.html?oppld=338546>



EAST-WEST GATEWAY
Council of Governments

Creating Solutions Across Jurisdictional Boundaries

Chair
Dennis Gannon
County Executive, Jefferson County

Vice Chair
Mark A. Kern
Chairman, St. Clair County Board

2nd Vice Chair
Tishaura Jones
Mayor
City of St. Louis

Executive Committee
Tim Brinker
Presiding Commissioner
Franklin County

Steve Ehlmann
County Executive, St. Charles County

Dennis M. Knobloch
County Board Chairman
Monroe County

Dr. Sam Page
County Executive, St. Louis County

Kurt Prenzler
Chairman
Madison County Board

Members
Terry Briggs
President
Municipal League of Metro St. Louis

Ron Counts
Mayor, City of Arnold
Jefferson County

Honorable Rita Heard Days
Councilwoman, 1st Council District
St. Louis County

Robert Eastern III
Mayor, City of East St. Louis

Mark Kupsky
President, Southwestern Illinois
Council of Mayors

Roy Mosley
St. Clair County

Lewis Reed
President, Board of Aldermen
City of St. Louis

David Schwind
Madison County

Herbert Simmons
President, Southwestern Illinois
Metropolitan & Regional
Planning Commission

Seth Speiser
Vice President, Southwestern Illinois
Council of Mayors

Donald R. Summers, Jr.
St. Louis County

John White
St. Charles County

Regional Citizens
Barbara Geisman
C. William Grogan
John A. Laker
Ron Williams

Non-voting Members
Holly Bieneman
Illinois Department of Transportation

Vacant
Illinois Department of Commerce
and Economic Opportunity

Patrick McKenna
Missouri Department of Transportation

Taulby Roach
Bi-State Development

Aaron Willard
Missouri Office of Administration

Executive Director
James M. Wild

Memo to: Board of Directors

From: Staff

Subject: FY 2023-2026 Transportation Improvement Program - Submitted Local Project Applications

Date: March 15, 2022

East-West Gateway released a call for applications on November 5, 2021 for Surface Transportation Block Grant Program – Suballocated (STP-S) and Congestion Mitigation and Air Quality Improvement (CMAQ) projects. Project applications were due on February 10, 2022. The submitted projects were released for public comment from March 16 through March 31.

Illinois sponsors submitted 26 STP-S applications requesting \$14.2 million in federal funds and 13 CMAQ applications requesting \$14.1 million in federal funds. Based on initial estimates last November, there is approximately \$5.8 million in STP-S funding and approximately \$5.8 million in CMAQ funding available to program.

Missouri sponsors submitted 79 STP-S applications requesting \$135.3 million in federal funds and 19 CMAQ applications requesting \$33.9 million in federal funds. Based on initial estimates last November, there is approximately \$50 million in STP-S funding and approximately \$22 million in CMAQ funding available to program.

The Infrastructure Investment and Jobs Act (IIJA), which was signed into law in November 2021, includes the framework for funding of federal transportation programs through 2026. The 2022 omnibus which was recently passed by Congress fully funds Fiscal Year 2022. Federal Highway Administration (FHWA) continues to release guidance on the IIJA. Staff is monitoring funding levels and will adjust STP-S and CMAQ amounts available for programming prior to project selection based on FHWA and state Department of Transportation guidance.

The attached pages summarize local applications by state and county. When staff completes the project evaluations, the scores will be presented to the Transportation Planning Committees (TPC) in early May for their funding recommendations. The TPC funding recommendations will be presented to the EAC and the Board of Directors at the May meeting.

Gateway Tower
One Memorial Drive, Suite 1600
St. Louis, MO 63102-2451

314-421-4220
618-274-2750
Fax 314-231-6120

webmaster@ewgateway.org
www.ewgateway.org

Board of Directors
March 15, 2022
Page 2

The recommended local projects will be included in the draft FY 2023-2026 Transportation Improvement Program (TIP) which will be presented to EAC and the Board of Directors at the at the June meeting. The TIP will be released for public comment from July 1 through August 4. The TIP will be presented for approval in August.

FY 2023-2026 Transportation Improvement Program

Program Development Briefing
March 2022



Local Program Summary

Funding Category	Applications Submitted			
	Illinois		Missouri	
	#	Federal \$ (millions)	#	Federal \$ (millions)
CMAQ	13	\$14.1	19	\$33.9
STP-S	26	\$14.2	79	\$135.3



Upcoming Program Development Activities

Date 2022	Action
Early May	Transportation Planning Committee local program recommendations
May 17 & 25	Present local program recommendations to EAC/Board
June 21 & 29	Present draft FY 2023-2026 Transportation Improvement Program (TIP) to EAC/Board
July 1 – August 4	Public comment period
August 23 & 31	Present final FY 2023-2026 TIP to EAC/Board for approval

Questions?



Summary of Local Program Applications Submitted - 2022 Funding Round - County

Illinois				Illinois			
STP-S	# of apps	Fed Requested	% Fed	CMAQ	# of apps	Fed Requested	% Fed
Madison	16	\$8,430,724	59.4%	Madison	6	\$5,040,240	35.8%
Monroe	1	\$560,000	3.9%	Monroe	0	\$0	0.0%
Multi-County	0	\$0	0.0%	Multi-County	0	\$0	0.0%
Multi-State	0	\$0	0.0%	Multi-State	0	\$0	0.0%
St. Clair	9	\$5,198,445	36.6%	St. Clair	7	\$9,053,453	64.2%
TOTAL	26	\$14,189,169	100.0%	TOTAL	13	\$14,093,693	100.0%

Missouri				Missouri			
STP-S	# of apps	Fed Requested	% Fed	CMAQ	# of apps	Fed Requested	% Fed
Franklin	4	\$3,601,647	2.7%	Franklin	0	\$0	0.0%
Jefferson	8	\$10,791,837	8.0%	Jefferson	1	\$659,816	1.9%
Multi-County	2	\$2,056,968	1.5%	Multi-County	7	\$15,778,908	46.5%
Multi-State	0	\$0	0.0%	Multi-State	0	\$0	0.0%
St. Charles	25	\$31,478,470	23.3%	St. Charles	6	\$5,831,877	17.2%
St. Louis	38	\$63,346,586	46.8%	St. Louis	3	\$4,722,734	13.9%
St. Louis City	2	\$24,000,000	17.7%	St. Louis City	2	\$6,944,000	20.5%
TOTAL	79	\$135,275,508	100.0%	TOTAL	19	\$33,937,335	100.0%

FISCAL YEARS 2023-2026

TRANSPORTATION IMPROVEMENT PROGRAM

2022 - CMAQ & STP-S APPLICATIONS SUBMITTED FOR CONSIDERATION

COUNTY: FRANKLIN

ID	ORGANIZATION NAME/PROJECT TITLE/DESC	FUNDING CAT	IMPROVEMENTS		2023-2026 TOTAL	2023	2024	2025	2026
8021-25 New	FRANKLIN COUNTY CALVEY CREEK ROAD BRIDGE OVER BRADY CREEK REPLACE BRIDGE LENGTH (mi): 0.1 AIR QUALITY STAT: Exempt - 93.126 PROJ PURPOSE: Preservation	STP-S	Replace Bridge(s)	PE ROW IMPL	\$102,931 \$25,000 \$868,979	\$102,931 \$0 \$0	\$0 \$25,000 \$0	\$0 \$0 \$868,979	\$0 \$0 \$0
			Federal: \$633,424 State: \$0 Local: \$363,486	TOTAL	\$996,910	\$102,931	\$25,000	\$868,979	\$0
				ESTIMATED TOTAL PROJECT COST: \$996,910					
8022-25 New	FRANKLIN COUNTY KIEL-LYON ROAD BRIDGE OVER BUCKLICK CREEK REPLACE BRIDGE LENGTH (mi): 0.1 AIR QUALITY STAT: Exempt - 93.126 PROJ PURPOSE: Preservation	STP-S	Replace Bridge(s)	PE ROW IMPL	\$96,223 \$25,000 \$812,347	\$96,223 \$0 \$0	\$0 \$25,000 \$0	\$0 \$0 \$812,347	\$0 \$0 \$0
			Federal: \$592,143 State: \$0 Local: \$341,427	TOTAL	\$933,570	\$96,223	\$25,000	\$812,347	\$0
				ESTIMATED TOTAL PROJECT COST: \$933,570					
8039-23 New	PACIFIC FOURTH STREET W. OSAGE ST TO DENTON RD RESURFACING - CURB-GUTTER - UPGRADE SIDEWALKS (5') LENGTH (mi): 0.4 AIR QUALITY STAT: Exempt - 93.126 PROJ PURPOSE: Preservation	STP-S	Resurfacing 2 Lane Pvmnt Sidewalks Roadway - Curb & Gutter	PE ROW IMPL	\$95,651 \$0 \$1,028,251	\$95,651 \$0 \$0	\$0 \$0 \$0	\$0 \$0 \$1,028,251	\$0 \$0 \$0
			Federal: \$899,120 State: \$0 Local: \$224,782	TOTAL	\$1,123,902	\$95,651	\$0	\$1,028,251	\$0
				ESTIMATED TOTAL PROJECT COST: \$1,123,902					
8072-24 New	WASHINGTON THIRD STREET HIGH ST TO JEFFERSON ST RESURFACING - CURB RAMPS LENGTH (mi): 0.75 AIR QUALITY STAT: Exempt - 93.126 PROJ PURPOSE: Preservation	STP-S	Resurfacing 2 Lane Pvmnt Pedestrian Facility	PE ROW IMPL	\$150,000 \$25,000 \$1,671,200	\$0 \$0 \$0	\$150,000 \$0 \$0	\$0 \$25,000 \$0	\$0 \$0 \$1,671,200
			Federal: \$1,476,960 State: \$0 Local: \$369,240	TOTAL	\$1,846,200	\$0	\$150,000	\$25,000	\$1,671,200
				ESTIMATED TOTAL PROJECT COST: \$1,846,200					

FISCAL YEARS 2023-2026
TRANSPORTATION IMPROVEMENT PROGRAM
2022 - CMAQ & STP-S APPLICATIONS SUBMITTED FOR CONSIDERATION

COUNTY: JEFFERSON

Table with columns: ID, ORGANIZATION NAME/PROJECT TITLE/DESC, FUNDING CAT, IMPROVEMENTS, 2023-2026 TOTAL, 2023, 2024, 2025, 2026. Rows include projects 8000-23, 8001-26, 8200-23, 8010-25, and 8025-25.

FISCAL YEARS 2023-2026 TRANSPORTATION IMPROVEMENT PROGRAM 2022 - CMAQ & STP-S APPLICATIONS SUBMITTED FOR CONSIDERATION

COUNTY: JEFFERSON

ID	ORGANIZATION NAME/PROJECT TITLE/DESC	FUNDING CAT	IMPROVEMENTS		2023-2026 TOTAL	2023	2024	2025	2026
8026-25 New	JEFFERSON COUNTY BRENNAN ROAD EAGLE DR TO LITTLE BRENNAN RD SHOULDERS (4') - OVERLAY - RUMBLE STRIPS LENGTH (mi): 0.7 AIR QUALITY STAT: Exempt - 93.126 PROJ PURPOSE: Safety	STP-S	Roadway Shoulders Resurfacing 2 Lane Pvm	PE ROW IMPL Federal: \$1,077,007 State: \$0 Local: \$269,252	\$0 \$45,000 \$1,301,259 TOTAL \$1,346,259	\$0 \$0 \$0 \$0	\$0 \$0 \$0 \$0	\$0 \$45,000 \$0 \$45,000	\$0 \$0 \$1,301,259 \$1,301,259
ESTIMATED TOTAL PROJECT COST: \$1,346,259									
8027-25 New	JEFFERSON COUNTY EAST ROCK CREEK ROAD GARY RD TO OLD LEMAY FERRY RD OVERLAY - SHOULDERS (4') - RUMBLE STRIPS LENGTH (mi): 1.1 AIR QUALITY STAT: Exempt - 93.126 PROJ PURPOSE: Safety	STP-S	Resurfacing 2 Lane Pvm Roadway Shoulders	PE ROW IMPL Federal: \$2,000,000 State: \$0 Local: \$500,000	\$0 \$350,000 \$2,150,000 TOTAL \$2,500,000	\$0 \$0 \$0 \$0	\$0 \$0 \$0 \$0	\$0 \$350,000 \$0 \$350,000	\$0 \$0 \$2,150,000 \$2,150,000
ESTIMATED TOTAL PROJECT COST: \$2,500,000									
8028-25 New	JEFFERSON COUNTY FIFTH-FOURTH-BECKETT STREETS 5TH: HIGH-BECKETT; BECKETT: 5TH-4TH; 4TH: BECK-MARKET SIDEWALK (6'-8') - SHARED USE PATH (10') - LIGHTING LENGTH (mi): 0.15 AIR QUALITY STAT: Exempt - 93.126 PROJ PURPOSE: Sustainable Development	STP-S	Sidewalks Bicycle Facilities Drainage Correction	PE ROW IMPL Federal: \$798,499 State: \$0 Local: \$342,214	\$0 \$30,000 \$1,110,713 TOTAL \$1,140,713	\$0 \$0 \$0 \$0	\$0 \$0 \$0 \$0	\$0 \$30,000 \$0 \$30,000	\$0 \$0 \$1,110,713 \$1,110,713
ESTIMATED TOTAL PROJECT COST: \$1,140,713									
8029-25 New	JEFFERSON COUNTY KONERT ROAD KONERT VALLEY RD TO BREEZY OAK LN OVERLAY - SHOULDERS (4') - RUMBLE STRIPS LENGTH (mi): 0.75 AIR QUALITY STAT: Exempt - 93.126 PROJ PURPOSE: Safety	STP-S	Resurfacing 2 Lane Pvm Roadway - Curb & Gutter Drainage Correction	PE ROW IMPL Federal: \$1,104,000 State: \$0 Local: \$276,000	\$0 \$140,000 \$1,240,000 TOTAL \$1,380,000	\$0 \$0 \$0 \$0	\$0 \$0 \$0 \$0	\$0 \$140,000 \$0 \$140,000	\$0 \$0 \$1,240,000 \$1,240,000
ESTIMATED TOTAL PROJECT COST: \$1,380,000									

FISCAL YEARS 2023-2026 TRANSPORTATION IMPROVEMENT PROGRAM 2022 - CMAQ & STP-S APPLICATIONS SUBMITTED FOR CONSIDERATION

COUNTY: MADISON

ID	ORGANIZATION NAME/PROJECT TITLE/DESC	FUNDING CAT	IMPROVEMENTS		2023-2026 TOTAL	2023	2024	2025	2026		
8300-26 New	ALTON MILTON ROAD, PHASE 2 EDGEWOOD AVE TO SILLCREST AVE RESURFACING - CURB RAMPS LENGTH (mi): 0.32 AIR QUALITY STAT: Exempt - 93.126 PROJ PURPOSE: Preservation	STP-S	Resurfacing 2 Lane Pvmnt Pedestrian Facility	PE	\$85,000	\$0	\$85,000	\$0	\$0		
				ROW	\$0	\$0	\$0	\$0			
				IMPL	\$667,500	\$0	\$0	\$667,500			
				Federal:	\$534,000	TOTAL	\$752,500	\$0	\$85,000	\$0	\$667,500
				State:	\$0	ESTIMATED TOTAL PROJECT COST: \$752,500					
				Local:	\$218,500						
8302-26 New	BETHALTO ERWIN PLEGGE EXPWY, PHASE 1 OLD BETHALTO ST TO ASHBROOK ST RESURFACING LENGTH (mi): 0.49 AIR QUALITY STAT: Exempt - 93.126 PROJ PURPOSE: Preservation	STP-S	Resurfacing 2 Lane Pvmnt Pedestrian Facility	PE	\$60,000	\$60,000	\$0	\$0	\$0		
				ROW	\$0	\$0	\$0	\$0			
				IMPL	\$340,000	\$0	\$0	\$340,000			
				Federal:	\$272,000	TOTAL	\$400,000	\$60,000	\$0	\$0	\$340,000
				State:	\$0	ESTIMATED TOTAL PROJECT COST: \$400,000					
				Local:	\$128,000						
8402-23 New	COLLINSVILLE ST. LOUIS ROAD SHARED USE PATH ST. LOUIS RD: BOSKYDELLS TO JEFFERSON AVE - CONNECTS TO JEFFERSON ELEM ALONG BOSKYDELLS LENGTH (mi): 0.47 AIR QUALITY STAT: Exempt - 93.126 PROJ PURPOSE: Sustainable Development	CMAQ	Bicycle Facilities Pedestrian Facility	PE	\$141,000	\$141,000	\$0	\$0	\$0		
				ROW	\$20,000	\$0	\$20,000	\$0			
				IMPL	\$1,035,000	\$0	\$0	\$1,035,000			
				Federal:	\$956,800	TOTAL	\$1,196,000	\$141,000	\$20,000	\$1,035,000	\$0
				State:	\$0	ESTIMATED TOTAL PROJECT COST: \$1,196,000					
				Local:	\$239,200						
8303-26 New	COLLINSVILLE SUMMIT AVENUE, PHASE 2 ALCO DR TO DOONER DR RESURFACING - SHARED USE PATH (10') - SIDEWALK (5-6') LENGTH (mi): 0.06 AIR QUALITY STAT: Exempt - 93.126 PROJ PURPOSE: Preservation	STP-S	Resurfacing 2 Lane Pvmnt Bicycle Facilities Sidewalks	PE	\$70,000	\$0	\$70,000	\$0	\$0		
				ROW	\$30,000	\$0	\$30,000	\$0			
				IMPL	\$454,795	\$0	\$0	\$454,795			
				Federal:	\$363,836	TOTAL	\$554,795	\$0	\$100,000	\$0	\$454,795
				State:	\$0	ESTIMATED TOTAL PROJECT COST: \$554,795					
				Local:	\$190,959						
8304-26 New	EAST ALTON ST. LOUIS AVENUE, PHASE 1 BROADWAY TO COTTER ST (VILLAGE LIMITS) RESURFACING - CURB RAMPS LENGTH (mi): 0.4 AIR QUALITY STAT: Exempt - 93.126 PROJ PURPOSE: Preservation	STP-S	Resurfacing 2 Lane Pvmnt Pedestrian Facility	PE	\$130,000	\$0	\$130,000	\$0	\$0		
				ROW	\$0	\$0	\$0	\$0			
				IMPL	\$654,500	\$0	\$0	\$654,500			
				Federal:	\$523,600	TOTAL	\$784,500	\$0	\$130,000	\$0	\$654,500
				State:	\$0	ESTIMATED TOTAL PROJECT COST: \$784,500					
				Local:	\$260,900						

FISCAL YEARS 2023-2026
TRANSPORTATION IMPROVEMENT PROGRAM
2022 - CMAQ & STP-S APPLICATIONS SUBMITTED FOR CONSIDERATION

COUNTY: MADISON

Table with columns: ID, ORGANIZATION NAME/PROJECT TITLE/DESC, FUNDING CAT, IMPROVEMENTS, 2023-2026 TOTAL, 2023, 2024, 2025, 2026. Rows include projects 8403-23, 8306-26, 8307-26, 8404-25, and 8309-26 with detailed descriptions and funding breakdowns.

FISCAL YEARS 2023-2026 TRANSPORTATION IMPROVEMENT PROGRAM 2022 - CMAQ & STP-S APPLICATIONS SUBMITTED FOR CONSIDERATION

COUNTY: MADISON

ID	ORGANIZATION NAME/PROJECT TITLE/DESC	FUNDING CAT	IMPROVEMENTS		2023-2026 TOTAL	2023	2024	2025	2026
8405-23 New	GRANITE CITY FEHLING ROAD AT STATE ST/ENT. TO GRANITE CITY HIGH SCHOOL ROUNDBABOUT - SIDEWALK (6') LENGTH (mi): 0.2 AIR QUALITY STAT: Exempt - 93.127 PROJ PURPOSE: Congestion	CMAQ	Intersection Improvement Sidewalks	PE ROW IMPL	\$159,145 \$70,000 \$1,371,101	\$159,145 \$0 \$0	\$0 \$70,000 \$0	\$0 \$0 \$1,371,101	\$0 \$0 \$0
			Federal: \$1,224,197 State: \$0 Local: \$376,049	TOTAL	\$1,600,246	\$159,145	\$70,000	\$1,371,101	\$0
				ESTIMATED TOTAL PROJECT COST: \$1,600,246					
8310-26 New	GRANITE CITY MADISON AVENUE, PHASE 2 25TH ST TO 27TH ST RESURFACING - UPGRADE SIDEWALKS - CURB/GUTTER LENGTH (mi): 0.36 AIR QUALITY STAT: Exempt - 93.126 PROJ PURPOSE: Preservation	STP-S	Resurfacing 4 Lane Pvm Sidewalks Roadway - Curb & Gutter	PE ROW IMPL	\$79,285 \$0 \$696,577	\$0 \$0 \$0	\$79,285 \$0 \$0	\$0 \$0 \$0	\$0 \$0 \$696,577
			Federal: \$557,262 State: \$0 Local: \$218,600	TOTAL	\$775,862	\$0	\$79,285	\$0	\$696,577
				ESTIMATED TOTAL PROJECT COST: \$775,862					
8311-26 New	GRANITE CITY STATE STREET, PHASE 1 FEHLING RD TO 29TH ST RECONSTRUCT - RESURFACE - SIDEWALK (6') LENGTH (mi): 0.28 AIR QUALITY STAT: Exempt - 93.126 PROJ PURPOSE: Preservation	STP-S	Roadway Reconstruction Resurfacing 2 Lane Pvm Sidewalks	PE ROW IMPL	\$97,200 \$30,000 \$866,704	\$0 \$0 \$0	\$97,200 \$30,000 \$0	\$0 \$0 \$0	\$0 \$0 \$866,704
			Federal: \$693,363 State: \$0 Local: \$300,541	TOTAL	\$993,904	\$0	\$127,200	\$0	\$866,704
				ESTIMATED TOTAL PROJECT COST: \$993,904					
8312-26 New	HIGHLAND VETERANS HONOR PARKWAY MICHAEL RD TO BROWDRWAY PAVEMENT & JOINT REPAIRS - DIAMOND GRIND - UPG. SIDEWALK LENGTH (mi): 0.37 AIR QUALITY STAT: Exempt - 93.126 PROJ PURPOSE: Preservation	STP-S	Roadway Improvements Sidewalks	PE ROW IMPL	\$61,000 \$0 \$464,000	\$0 \$0 \$0	\$61,000 \$0 \$0	\$0 \$0 \$0	\$0 \$0 \$464,000
			Federal: \$371,000 State: \$0 Local: \$154,000	TOTAL	\$525,000	\$0	\$61,000	\$0	\$464,000
				ESTIMATED TOTAL PROJECT COST: \$525,000					
8411-25 New	ILLINOIS/SIUE S. UNIVERSITY DRIVE AT CIRCLE DR ROUNDBABOUT LENGTH (mi): 0.1 AIR QUALITY STAT: Exempt - 93.127 PROJ PURPOSE: Congestion	CMAQ	Intersection Improvement	PE ROW IMPL	\$150,000 \$0 \$1,069,000	\$150,000 \$0 \$0	\$0 \$0 \$0	\$0 \$0 \$1,069,000	\$0 \$0 \$0
			Federal: \$855,200 State: \$0 Local: \$363,800	TOTAL	\$1,219,000	\$150,000	\$0	\$1,069,000	\$0
				ESTIMATED TOTAL PROJECT COST: \$1,219,000					

FISCAL YEARS 2023-2026 TRANSPORTATION IMPROVEMENT PROGRAM 2022 - CMAQ & STP-S APPLICATIONS SUBMITTED FOR CONSIDERATION

COUNTY: MADISON

ID	ORGANIZATION NAME/PROJECT TITLE/DESC	FUNDING CAT	IMPROVEMENTS		2023-2026 TOTAL	2023	2024	2025	2026
8314-26 New	MADISON SIXTH STREET, PHASE 1 MADISON AVE TO ALTON AVE RESURFACING - CURB RAMPS LENGTH (mi): 0.28 AIR QUALITY STAT: Exempt - 93.126 PROJ PURPOSE: Preservation	STP-S	Resurfacing 2 Lane Pvmnt Pedestrian Facility	PE ROW IMPL	\$70,210 \$0 \$643,590	\$0 \$0 \$0	\$70,210 \$0 \$0	\$0 \$0 \$0	\$0 \$0 \$643,590
			Federal: \$514,872 State: \$0 Local: \$198,928	TOTAL	\$713,800	\$0	\$70,210	\$0	\$643,590
				ESTIMATED TOTAL PROJECT COST: \$713,800					
8315-26 New	MADISON THIRD STREET, PHASE 2 MADISON AVE TO EWING AVE RESURFACING - UPGRADE SIDEWALKS (6') LENGTH (mi): 0.25 AIR QUALITY STAT: Exempt - 93.126 PROJ PURPOSE: Preservation	STP-S	Resurfacing 2 Lane Pvmnt Sidewalks Roadway - Curb & Gutter	PE ROW IMPL	\$63,615 \$0 \$583,142	\$0 \$0 \$0	\$63,615 \$0 \$0	\$0 \$0 \$0	\$0 \$0 \$583,142
			Federal: \$466,513 State: \$0 Local: \$180,244	TOTAL	\$646,757	\$0	\$63,615	\$0	\$583,142
				ESTIMATED TOTAL PROJECT COST: \$646,757					
8407-23 New	MADISON COUNTY TRANSIT DISTRICT ALTERNATIVE TRANSPORTATION PROGRAM MARKETING AND OUTREACH TO INCREASE TRANSIT USAGE TARGETING: EMPLOYERS/SIUE STUDENTS/PUBLIC LENGTH (mi): 0 AIR QUALITY STAT: Exempt - 93.126 PROJ PURPOSE: Congestion	CMAQ	Education/Marketing Program	PE ROW IMPL	\$0 \$0 \$750,000	\$0 \$0 \$750,000	\$0 \$0 \$0	\$0 \$0 \$0	\$0 \$0 \$0
			Federal: \$600,000 State: \$0 Local: \$150,000	TOTAL	\$750,000	\$750,000	\$0	\$0	\$0
				ESTIMATED TOTAL PROJECT COST: \$750,000					
8316-26 New	MARYVILLE PLEASANT RIDGE ROAD, PHASE 1 W MAIN ST TO 1100' SOUTH OF W. MAIN ST RECONSTRUCTION - SIDEWALK (6') LENGTH (mi): 0.21 AIR QUALITY STAT: Exempt - 93.126 PROJ PURPOSE: Preservation	STP-S	Roadway Reconstruction Sidewalks	PE ROW IMPL	\$123,302 \$86,250 \$1,062,298	\$0 \$0 \$0	\$123,302 \$0 \$0	\$0 \$86,250 \$0	\$0 \$0 \$1,062,298
			Federal: \$849,838 State: \$0 Local: \$422,012	TOTAL	\$1,271,850	\$0	\$123,302	\$86,250	\$1,062,298
				ESTIMATED TOTAL PROJECT COST: \$1,271,850					
8322-26 New	TROY BOUSE ROAD, PHASE 1 RECONSTRUCT - 125' E/O CHAMBERLAIN TO 500' E/O WHITWORTH SHARED USE PATH - OLD TROY TO 500' E/O WHITWORTH LENGTH (mi): 0.53 AIR QUALITY STAT: Exempt - 93.126 PROJ PURPOSE: Preservation	STP-S	Roadway Reconstruction Bicycle Facilities Pedestrian Facility	PE ROW IMPL	\$96,000 \$0 \$713,000	\$0 \$0 \$0	\$96,000 \$0 \$0	\$0 \$0 \$0	\$0 \$0 \$713,000
			Federal: \$570,400 State: \$0 Local: \$238,600	TOTAL	\$809,000	\$0	\$96,000	\$0	\$713,000
				ESTIMATED TOTAL PROJECT COST: \$809,000					

FISCAL YEARS 2023-2026 TRANSPORTATION IMPROVEMENT PROGRAM 2022 - CMAQ & STP-S APPLICATIONS SUBMITTED FOR CONSIDERATION

COUNTY: MADISON

ID	ORGANIZATION NAME/PROJECT TITLE/DESC	FUNDING CAT	IMPROVEMENTS		2023-2026 TOTAL	2023	2024	2025	2026
8323-26 New	TROY RIGGIN ROAD BOUSE RD TO BRIDGE - RECONSTRUCT ZENK TO BOUSE SIDEWALK (5') - BIKE LANES (5') - BOUSE TO 152 LENGTH (mi): 0.85 AIR QUALITY STAT: Exempt - 93.126 PROJ PURPOSE: Preservation	STP-S	Widening to 12' Lanes Bicycle Facilities Sidewalks Federal: \$661,000 State: \$0 Local: \$272,000	PE ROW IMPL TOTAL	\$106,750 \$0 \$826,250 \$933,000	\$0 \$0 \$0 \$0	\$106,750 \$0 \$0 \$106,750	\$0 \$0 \$0 \$0	\$0 \$0 \$826,250 \$826,250
ESTIMATED TOTAL PROJECT COST: \$933,000									
8325-26 New	WOOD RIVER EDWARDSVILLE ROAD, PHASE 2 2ND ST TO 6TH ST RESURFACING - CURB RAMPS LENGTH (mi): 0.52 AIR QUALITY STAT: Exempt - 93.126 PROJ PURPOSE: Preservation	STP-S	Resurfacing 2 Lane Pvmt Pedestrian Facility Federal: \$519,800 State: \$0 Local: \$224,950	PE ROW IMPL TOTAL	\$95,000 \$0 \$649,750 \$744,750	\$0 \$0 \$0 \$0	\$95,000 \$0 \$0 \$95,000	\$0 \$0 \$0 \$0	\$0 \$0 \$649,750 \$649,750
ESTIMATED TOTAL PROJECT COST: \$744,750									

FISCAL YEARS 2023-2026
TRANSPORTATION IMPROVEMENT PROGRAM
2022 - CMAQ & STP-S APPLICATIONS SUBMITTED FOR CONSIDERATION

COUNTY: MONROE

ID	ORGANIZATION NAME/PROJECT TITLE/DESC	FUNDING CAT	IMPROVEMENTS		2023-2026 TOTAL	2023	2024	2025	2026
8324-26	VALMEYER	STP-S	Resurfacing 2 Lane Pvmt	PE	\$40,000	\$0	\$40,000	\$0	\$0
New	MEYER/CEDAR BLUFF/WOODLAND RIDGE		Pedestrian Facility	ROW	\$0	\$0	\$0	\$0	\$0
	IL 156 TO BLUFF MEADOWS			IMPL	\$720,000	\$0	\$0	\$0	\$720,000
	RESURFACING - CURB RAMPS								
	LENGTH (mi): 0.8		Federal: \$560,000	TOTAL	\$760,000	\$0	\$40,000	\$0	\$720,000
	AIR QUALITY STAT: Exempt - 93.126		State: \$0						
	PROJ PURPOSE: Preservation		Local: \$200,000						
					ESTIMATED TOTAL PROJECT COST: \$760,000				

FISCAL YEARS 2023-2026 TRANSPORTATION IMPROVEMENT PROGRAM 2022 - CMAQ & STP-S APPLICATIONS SUBMITTED FOR CONSIDERATION

COUNTY: MULTI-COUNTY-M

ID	ORGANIZATION NAME/PROJECT TITLE/DESC	FUNDING CAT	IMPROVEMENTS		2023-2026 TOTAL	2023	2024	2025	2026
8201-25 New	BI-STATE DEVELOPMENT/METRO BUS REPLACEMENT - 2025 (A) REPLACE 10 BUSES	CMAQ	Transit Capital Imps.	PE	\$0	\$0	\$0	\$0	\$0
				ROW	\$0	\$0	\$0	\$0	\$0
				IMPL	\$5,225,960	\$0	\$0	\$5,225,960	\$0
	LENGTH (mi): 0		Federal:	\$4,180,768	TOTAL	\$5,225,960	\$0	\$0	\$5,225,960
	AIR QUALITY STAT: Exempt - 93.126		State:	\$0	ESTIMATED TOTAL PROJECT COST: \$5,225,960				
	PROJ PURPOSE: Congestion		Local:	\$1,045,192					
8202-23 New	BI-STATE DEVELOPMENT/METRO BUS REPLACEMENT - 2025 (B) REPLACE 10 BUSES	CMAQ	Transit Capital Imps.	PE	\$0	\$0	\$0	\$0	\$0
				ROW	\$0	\$0	\$0	\$0	\$0
				IMPL	\$5,225,960	\$0	\$0	\$5,225,960	\$0
	LENGTH (mi): 0		Federal:	\$4,180,768	TOTAL	\$5,225,960	\$0	\$0	\$5,225,960
	AIR QUALITY STAT: Exempt - 93.126		State:	\$0	ESTIMATED TOTAL PROJECT COST: \$5,225,960				
	PROJ PURPOSE: Congestion		Local:	\$1,045,192					
8003-26 New	BI-STATE DEVELOPMENT/METRO CALL-A-RIDE VEHICLE REPLACEMENT - 2026 (A) REPLACE NINE CALL-A-RIDE VANS	STP-S	Transit Capital Imps.	PE	\$0	\$0	\$0	\$0	\$0
				ROW	\$0	\$0	\$0	\$0	\$0
				IMPL	\$1,285,605	\$0	\$0	\$0	\$1,285,605
	LENGTH (mi): 0		Federal:	\$1,028,484	TOTAL	\$1,285,605	\$0	\$0	\$1,285,605
	AIR QUALITY STAT: Exempt - 93.126		State:	\$0	ESTIMATED TOTAL PROJECT COST: \$1,285,605				
	PROJ PURPOSE: Access to Opportunity		Local:	\$257,121					
8004-26 New	BI-STATE DEVELOPMENT/METRO CALL-A-RIDE VEHICLE REPLACEMENT - 2026 (B) REPLACE NINE CALL-A-RIDE VANS	STP-S	Transit Capital Imps.	PE	\$0	\$0	\$0	\$0	\$0
				ROW	\$0	\$0	\$0	\$0	\$0
				IMPL	\$1,285,605	\$0	\$0	\$0	\$1,285,605
	LENGTH (mi): 0		Federal:	\$1,028,484	TOTAL	\$1,285,605	\$0	\$0	\$1,285,605
	AIR QUALITY STAT: Exempt - 93.126		State:	\$0	ESTIMATED TOTAL PROJECT COST: \$1,285,605				
	PROJ PURPOSE: Access to Opportunity		Local:	\$257,121					
8203-23 New	CITIZENS FOR MODERN TRANSIT/BI-STATE BUILDING TRANSIT RIDERSHIP STL CITY AND STL COUNTY - EDUCATION & OUTREACH EMPLOYER OUTREACH TWO YEAR PROGRAM	CMAQ	Education/Marketing Program	PE	\$0	\$0	\$0	\$0	\$0
				ROW	\$0	\$0	\$0	\$0	\$0
				IMPL	\$687,624	\$343,812	\$343,812	\$0	\$0
	LENGTH (mi): 0		Federal:	\$550,098	TOTAL	\$687,624	\$343,812	\$343,812	\$0
	AIR QUALITY STAT: Exempt - 93.126		State:	\$0	ESTIMATED TOTAL PROJECT COST: \$687,624				
	PROJ PURPOSE: Congestion		Local:	\$137,526					

FISCAL YEARS 2023-2026
TRANSPORTATION IMPROVEMENT PROGRAM
2022 - CMAQ & STP-S APPLICATIONS SUBMITTED FOR CONSIDERATION

COUNTY: MULTI-COUNTY-M

Table with columns: ID, ORGANIZATION NAME/PROJECT TITLE/DESC, FUNDING CAT, IMPROVEMENTS, 2023-2026 TOTAL, 2023, 2024, 2025, 2026. Rows include projects 8204-25, 8205-25, 8206-23, and 8209-23 with detailed funding and cost breakdowns.

FISCAL YEARS 2023-2026 TRANSPORTATION IMPROVEMENT PROGRAM 2022 - CMAQ & STP-S APPLICATIONS SUBMITTED FOR CONSIDERATION

COUNTY: ST. CHARLES

ID	ORGANIZATION NAME/PROJECT TITLE/DESC	FUNDING CAT	IMPROVEMENTS		2023-2026 TOTAL	2023	2024	2025	2026
8011-23 New	DARDENNE PRAIRIE HANLEY ROAD FEISE RD TO TOWN SQUARE AVE RESURFACING LENGTH (mi): 0.51 AIR QUALITY STAT: Exempt - 93.126 PROJ PURPOSE: Preservation	STP-S	Resurfacing 2 Lane Pvmt	PE ROW IMPL Federal: \$348,474 State: \$0 Local: \$87,119	\$40,836 \$0 \$394,757 TOTAL \$435,593	\$40,836 \$0 \$0 \$40,836	\$0 \$0 \$0 \$0	\$0 \$0 \$394,757 \$394,757	\$0 \$0 \$0 \$0
					ESTIMATED TOTAL PROJECT COST: \$435,593				
8012-24 New	DARDENNE PRAIRIE POST ROAD TOWN SQUARE RD TO TECHNOLOGY DR - LIGHTING- REALIGN OVERLAY - TURN LANES - SHARED USE PATH - CURB/GUTTER LENGTH (mi): 0.89 AIR QUALITY STAT: Exempt - 93.126 PROJ PURPOSE: Preservation	STP-S	Resurfacing 2 Lane Pvmt Left-turn lanes Bicycle Facilities Federal: \$2,203,613 State: \$0 Local: \$2,203,613	PE ROW IMPL TOTAL \$4,407,226	\$468,722 \$80,000 \$3,858,504 \$4,407,226	\$0 \$0 \$0 \$0	\$468,722 \$0 \$0 \$468,722	\$0 \$80,000 \$0 \$80,000	\$0 \$0 \$3,858,504 \$3,858,504
					ESTIMATED TOTAL PROJECT COST: \$4,407,226				
8013-23 New	DARDENNE PRAIRIE TOWN SQUARE ROAD WINGHAVEN BLVD TO W CITY LIMIT (NEAR TECHNOLOGY) RESURFACING LENGTH (mi): 1.33 AIR QUALITY STAT: Exempt - 93.126 PROJ PURPOSE: Preservation	STP-S	Resurfacing 2 Lane Pvmt Federal: \$723,614 State: \$0 Local: \$180,904	PE ROW IMPL TOTAL \$904,518	\$84,799 \$0 \$819,719 \$904,518	\$84,799 \$0 \$0 \$84,799	\$0 \$0 \$0 \$0	\$0 \$0 \$819,719 \$819,719	\$0 \$0 \$0 \$0
					ESTIMATED TOTAL PROJECT COST: \$904,518				
8018-26 New	FLINT HILL MO P N. BROADHEAD TO MEXICO RD SIDEWALKS (5') - PARKING - CURB/GUTTER LENGTH (mi): 0.24 AIR QUALITY STAT: Exempt - 93.126 PROJ PURPOSE: Preservation	STP-S	Sidewalks Paving Roadway - Curb & Gutter Federal: \$696,577 State: \$0 Local: \$383,117	PE ROW IMPL TOTAL \$1,079,694	\$95,779 \$0 \$983,915 \$1,079,694	\$95,779 \$0 \$0 \$95,779	\$0 \$0 \$0 \$0	\$0 \$0 \$0 \$0	\$0 \$0 \$983,915 \$983,915
					ESTIMATED TOTAL PROJECT COST: \$1,079,694				
8032-25 New	LAKE SAINT LOUIS LAKE SAINT LOUIS BLVD S/O VETERANS MEMORIAL PKWY TO SPILLWAY BRIDGE RESURFACING - CURB/GUTTER LENGTH (mi): 0.25 AIR QUALITY STAT: Exempt - 93.126 PROJ PURPOSE: Preservation	STP-S	Resurfacing 2 Lane Pvmt Roadway - Curb & Gutter Federal: \$390,250 State: \$0 Local: \$97,562	PE ROW IMPL TOTAL \$487,812	\$0 \$0 \$487,812 \$487,812	\$0 \$0 \$0 \$0	\$0 \$0 \$0 \$0	\$0 \$0 \$487,812 \$487,812	\$0 \$0 \$0 \$0
					ESTIMATED TOTAL PROJECT COST: \$487,812				

FISCAL YEARS 2023-2026 TRANSPORTATION IMPROVEMENT PROGRAM 2022 - CMAQ & STP-S APPLICATIONS SUBMITTED FOR CONSIDERATION

COUNTY: ST. CHARLES

ID	ORGANIZATION NAME/PROJECT TITLE/DESC	FUNDING CAT	IMPROVEMENTS		2023-2026 TOTAL	2023	2024	2025	2026
8033-23 New	LAKE SAINT LOUIS SOUTH LAKE SAINT LOUIS BLVD, PHASE 1 HAWK RIDGE CROSSING TO 300' S/O HAWK RIDGE CIRCLE RESURFACE -TWTL - SHARED USE PATH (10') - SIDEWALK (5') LENGTH (mi): 0.4 AIR QUALITY STAT: Not Regionally Significant PROJ PURPOSE: Preservation	STP-S	Bicycle Facilities Sidewalks Bi-directional Left-turn Ln.	PE ROW IMPL	\$300,000 \$60,000 \$2,208,729	\$300,000 \$0 \$0	\$0 \$60,000 \$0	\$0 \$0 \$0	\$0 \$0 \$2,208,729
			Federal: \$1,500,000 State: \$0 Local: \$1,068,729	TOTAL	\$2,568,729	\$300,000	\$60,000	\$0	\$2,208,729
					ESTIMATED TOTAL PROJECT COST: \$2,568,729				
8035-24 New	NEW MELLE FORISTELL ROAD MO Z TO 1342' W/O LOST LAKE RD (CITY LIMITS) RESURFACING - SHARED USE PATH (10') - SHOULDERS (4') LENGTH (mi): 1.02 AIR QUALITY STAT: Exempt - 93.126 PROJ PURPOSE: Preservation	STP-S	Resurfacing 2 Lane Pvmnt Bicycle Facilities Roadway - Curb & Gutter	PE ROW IMPL	\$187,085 \$80,000 \$2,602,793	\$187,085 \$0 \$0	\$0 \$80,000 \$0	\$0 \$0 \$0	\$0 \$0 \$2,602,793
			Federal: \$1,990,234 State: \$0 Local: \$879,644	TOTAL	\$2,869,878	\$187,085	\$80,000	\$0	\$2,602,793
					ESTIMATED TOTAL PROJECT COST: \$2,869,878				
8036-26 New	NEW MELLE MO Z SIDEWALK FIDDLECREEK RIDGE RD TO FRANCIS ST SIDEWALK (5') - LIGHTING - STORM SEWER LENGTH (mi): 0.52 AIR QUALITY STAT: Exempt - 93.126 PROJ PURPOSE: Sustainable Development	STP-S	Sidewalks Lighting Drainage Correction	PE ROW IMPL	\$36,638 \$6,000 \$434,456	\$36,638 \$0 \$0	\$0 \$0 \$0	\$0 \$6,000 \$0	\$0 \$0 \$434,456
			Federal: \$326,803 State: \$0 Local: \$150,291	TOTAL	\$477,094	\$36,638	\$0	\$6,000	\$434,456
					ESTIMATED TOTAL PROJECT COST: \$477,094				
8037-24 New	O'FALLON EGGERING DRIVE ST. MATTHEW AVE TO SONDEREN ST RECONSTRUCTION - UPGRADE SIDEWALK (6') LENGTH (mi): 0.3 AIR QUALITY STAT: Exempt - 93.126 PROJ PURPOSE: Preservation	STP-S	Roadway Reconstruction Sidewalks	PE ROW IMPL	\$106,200 \$40,000 \$1,439,300	\$0 \$0 \$0	\$106,200 \$0 \$0	\$0 \$40,000 \$0	\$0 \$0 \$1,439,300
			Federal: \$792,750 State: \$0 Local: \$792,750	TOTAL	\$1,585,500	\$0	\$106,200	\$40,000	\$1,439,300
					ESTIMATED TOTAL PROJECT COST: \$1,585,500				
8210-24 New	O'FALLON MO N AT MO K ADD DUAL LEFT TURN LANES LENGTH (mi): 0.1 AIR QUALITY STAT: Exempt - 93.127 PROJ PURPOSE: Congestion	CMAQ	Intersection Improvement Left-turn lanes	PE ROW IMPL	\$0 \$50,000 \$1,883,622	\$0 \$50,000 \$0	\$0 \$0 \$1,883,622	\$0 \$0 \$0	\$0 \$0 \$0
			Federal: \$904,761 State: \$0 Local: \$1,028,861	TOTAL	\$1,933,622	\$50,000	\$1,883,622	\$0	\$0
					ESTIMATED TOTAL PROJECT COST: \$2,081,822				

FISCAL YEARS 2023-2026 TRANSPORTATION IMPROVEMENT PROGRAM 2022 - CMAQ & STP-S APPLICATIONS SUBMITTED FOR CONSIDERATION

COUNTY: ST. CHARLES

ID	ORGANIZATION NAME/PROJECT TITLE/DESC	FUNDING CAT	IMPROVEMENTS		2023-2026 TOTAL	2023	2024	2025	2026
8038-24 New	O'FALLON WELDON SPRING ROAD, PHASE 2 VALLEYBROOK DR TO 275' N/O BENTLEY PARK DR RECONSTRUCT - STORM SEWERS - SHARED USE PATH (10') LENGTH (mi): 0.5 AIR QUALITY STAT: Exempt - 93.126 PROJ PURPOSE: Preservation	STP-S	Roadway Reconstruction Left-turn lanes Bicycle Facilities Federal: \$1,892,000 State: \$0 Local: \$1,892,000	PE ROW IMPL TOTAL	\$362,000 \$100,000 \$3,322,000 \$3,784,000	\$0 \$0 \$0 \$0	\$362,000 \$0 \$0 \$362,000	\$0 \$100,000 \$0 \$100,000	\$0 \$0 \$3,322,000 \$3,322,000
					ESTIMATED TOTAL PROJECT COST: \$3,784,000				
8043-23 New	ST. CHARLES 2ND ST GREAT STREETS CLARK ST TO BAYARD ST UPGRADE SIDEWALKS (10') - PERVIOUS PAVERS LENGTH (mi): 0.42 AIR QUALITY STAT: Exempt - 93.126 PROJ PURPOSE: Sustainable Development	STP-S	Sidewalks Intersection Improvement Federal: \$4,800,000 State: \$0 Local: \$1,200,000	PE ROW IMPL TOTAL	\$600,000 \$300,000 \$5,100,000 \$6,000,000	\$600,000 \$0 \$0 \$600,000	\$0 \$0 \$0 \$0	\$0 \$300,000 \$0 \$300,000	\$0 \$0 \$5,100,000 \$5,100,000
					ESTIMATED TOTAL PROJECT COST: \$6,000,000				
8044-24 New	ST. CHARLES NEW TOWN BLVD CULVERT OVER BOSCHERT CREEK REPLACE CULVERT - SHARED USE PATH (10') TO BOSCHERT TRL LENGTH (mi): 0.1 AIR QUALITY STAT: Exempt - 93.126 PROJ PURPOSE: Preservation	STP-S	Culvert Bicycle Facilities Pedestrian Facility Federal: \$2,000,000 State: \$0 Local: \$500,000	PE ROW IMPL TOTAL	\$360,000 \$10,000 \$2,130,000 \$2,500,000	\$0 \$0 \$0 \$0	\$360,000 \$0 \$0 \$360,000	\$0 \$10,000 \$0 \$10,000	\$0 \$0 \$2,130,000 \$2,130,000
					ESTIMATED TOTAL PROJECT COST: \$2,500,000				
8045-24 New	ST. CHARLES REGENCY PARKWAY VETERANS MEMORIAL PKWY TO ZUMBEHL RD RECONSTRUCT - UPGRADE SIDEWALKS (5') - TWO WAY TRN LN LENGTH (mi): 0.36 AIR QUALITY STAT: Not Regionally Significant PROJ PURPOSE: Preservation	STP-S	Roadway Reconstruction Bi-directional Left-turn Ln. Sidewalks Federal: \$2,520,000 State: \$0 Local: \$630,000	PE ROW IMPL TOTAL	\$425,000 \$125,000 \$2,600,000 \$3,150,000	\$0 \$0 \$0 \$0	\$425,000 \$0 \$0 \$425,000	\$0 \$125,000 \$0 \$125,000	\$0 \$0 \$2,600,000 \$2,600,000
					ESTIMATED TOTAL PROJECT COST: \$3,150,000				
8047-25 New	ST. CHARLES COUNTY ASPHALT OVERLAY - 2025 (B) PARR: MO P-N/O MO A; ST. PAUL: MO Y-MUELLER WILMER RD - MON TO PERUQUE CREEK LENGTH (mi): 4.4 AIR QUALITY STAT: Exempt - 93.126 PROJ PURPOSE: Preservation	STP-S	Resurfacing 2 Lane Pvmnt Federal: \$752,000 State: \$0 Local: \$204,000	PE ROW IMPL TOTAL	\$0 \$0 \$956,000 \$956,000	\$0 \$0 \$0 \$0	\$0 \$0 \$0 \$0	\$0 \$0 \$956,000 \$956,000	\$0 \$0 \$0 \$0
					ESTIMATED TOTAL PROJECT COST: \$956,000				

FISCAL YEARS 2023-2026 TRANSPORTATION IMPROVEMENT PROGRAM 2022 - CMAQ & STP-S APPLICATIONS SUBMITTED FOR CONSIDERATION

COUNTY: ST. CHARLES

ID	ORGANIZATION NAME/PROJECT TITLE/DESC	FUNDING CAT	IMPROVEMENTS		2023-2026 TOTAL	2023	2024	2025	2026
8048-25 New	ST. CHARLES COUNTY ASPHALT OVERLAY - 2025 (C) TOWERS RD: KISKER RD TO CAULKS HILL RD CAULKS HILL RD: TOWERS RD TO 370' S/O HARVESTER RD LENGTH (mi): 4 AIR QUALITY STAT: Exempt - 93.126 PROJ PURPOSE: Preservation	STP-S	Resurfacing 2 Lane Pvmnt	PE ROW IMPL Federal: \$965,000 State: \$0 Local: \$429,000	\$0 \$0 \$1,394,000 TOTAL \$1,394,000	\$0 \$0 \$0 \$0	\$0 \$0 \$0 \$0	\$0 \$0 \$1,394,000 \$1,394,000	\$0 \$0 \$0 \$0
					ESTIMATED TOTAL PROJECT COST: \$1,394,000				
8046-26 New	ST. CHARLES COUNTY ASPHALT OVERLAY - 2026 (A) DINGLELINE: SOUTHGATE-TOWERS; SECTIONS OF N PT PRAIRIE OLD 79: MO M TO MO 79; S RIVER: ARENA-PRALLE LENGTH (mi): 7 AIR QUALITY STAT: Exempt - 93.126 PROJ PURPOSE: Preservation	STP-S	Resurfacing 2 Lane Pvmnt	PE ROW IMPL Federal: \$1,045,000 State: \$0 Local: \$709,000	\$0 \$0 \$1,754,000 TOTAL \$1,754,000	\$0 \$0 \$0 \$0	\$0 \$0 \$0 \$0	\$0 \$0 \$0 \$0	\$0 \$0 \$1,754,000 \$1,754,000
					ESTIMATED TOTAL PROJECT COST: \$1,754,000				
8049-26 New	ST. CHARLES COUNTY CONCRETE SLAB REPLACEMENTS - 2026 ALONG ARENA PKWY, CAULKS HILL RD, JUNGS STATION RD KISKER RD, TOWERS RD, AND UPPER BOTTOM RD LENGTH (mi): 6 AIR QUALITY STAT: Exempt - 93.126 PROJ PURPOSE: Preservation	STP-S	Paving	PE ROW IMPL Federal: \$1,017,000 State: \$0 Local: \$693,000	\$0 \$0 \$1,710,000 TOTAL \$1,710,000	\$0 \$0 \$0 \$0	\$0 \$0 \$0 \$0	\$0 \$0 \$0 \$0	\$0 \$0 \$1,710,000 \$1,710,000
					ESTIMATED TOTAL PROJECT COST: \$1,710,000				
8050-25 New	ST. CHARLES COUNTY DIEHR ROAD AT MO DD ROUNDAABOUT - SHARED USE PATH (10') -SIDEWALK (5') LENGTH (mi): 0.3 AIR QUALITY STAT: Exempt - 93.127 PROJ PURPOSE: Preservation	STP-S	Intersection Improvement Bicycle Facilities Sidewalks	PE ROW IMPL Federal: \$800,000 State: \$0 Local: \$890,000	\$0 \$400,000 \$1,290,000 TOTAL \$1,690,000	\$0 \$400,000 \$0 \$400,000	\$0 \$0 \$0 \$0	\$0 \$0 \$1,290,000 \$1,290,000	\$0 \$0 \$0 \$0
					ESTIMATED TOTAL PROJECT COST: \$1,940,000				
8051-25 New	ST. CHARLES COUNTY DUELLO ROAD, PHASE 2 PERUQUE CREEK BRIDGE TO 430' S/O COLUMBIA DOWNS DR RECONSTRUCTION - SIDEWALK (5') - SHOULDERS (6') LENGTH (mi): 0.44 AIR QUALITY STAT: Exempt - 93.126 PROJ PURPOSE: Preservation	STP-S	Roadway Reconstruction Sidewalks Left-turn lanes	PE ROW IMPL Federal: \$800,000 State: \$0 Local: \$975,000	\$0 \$100,000 \$1,675,000 TOTAL \$1,775,000	\$0 \$100,000 \$0 \$100,000	\$0 \$0 \$0 \$0	\$0 \$0 \$1,675,000 \$1,675,000	\$0 \$0 \$0 \$0
					ESTIMATED TOTAL PROJECT COST: \$2,000,000				

FISCAL YEARS 2023-2026
TRANSPORTATION IMPROVEMENT PROGRAM
2022 - CMAQ & STP-S APPLICATIONS SUBMITTED FOR CONSIDERATION

COUNTY: ST. CHARLES

Table with columns: ID, ORGANIZATION NAME/PROJECT TITLE/DESC, FUNDING CAT, IMPROVEMENTS, 2023-2026 TOTAL, 2023, 2024, 2025, 2026. Rows include projects 8052-25, 8053-25, 8211-23, 8212-23, and 8213-23.

FISCAL YEARS 2023-2026
TRANSPORTATION IMPROVEMENT PROGRAM
2022 - CMAQ & STP-S APPLICATIONS SUBMITTED FOR CONSIDERATION

COUNTY: ST. CHARLES

Table with columns: ID, ORGANIZATION NAME/PROJECT TITLE/DESC, FUNDING CAT, IMPROVEMENTS, 2023-2026 TOTAL, 2023, 2024, 2025, 2026. Rows include projects 8217-23, 8067-24, 8069-24, 8068-24, and 8074-24.

FISCAL YEARS 2023-2026 TRANSPORTATION IMPROVEMENT PROGRAM 2022 - CMAQ & STP-S APPLICATIONS SUBMITTED FOR CONSIDERATION

COUNTY: ST. CHARLES

ID	ORGANIZATION NAME/PROJECT TITLE/DESC	FUNDING CAT	IMPROVEMENTS		2023-2026 TOTAL	2023	2024	2025	2026
8218-23	WENTZVILLE	CMAQ	Traffic Signals	PE	\$96,526	\$96,526	\$0	\$0	\$0
New	PEARCE BLVD			ROW	\$3,000	\$0	\$3,000	\$0	\$0
	AT LINN AVE			IMPL	\$765,474	\$0	\$0	\$765,474	\$0
	TRAFFIC SIGNAL								
	LENGTH (mi): 0.1		Federal:		\$432,500	\$96,526	\$3,000	\$765,474	\$0
	AIR QUALITY STAT: Exempt - 93.127		State:		\$0				
	PROJ PURPOSE: Congestion		Local:		\$432,500				
				TOTAL	\$865,000	\$96,526	\$3,000	\$765,474	\$0
					ESTIMATED TOTAL PROJECT COST: \$865,000				

FISCAL YEARS 2023-2026 TRANSPORTATION IMPROVEMENT PROGRAM 2022 - CMAQ & STP-S APPLICATIONS SUBMITTED FOR CONSIDERATION

COUNTY: ST. CLAIR

ID	ORGANIZATION NAME/PROJECT TITLE/DESC	FUNDING CAT	IMPROVEMENTS		2023-2026 TOTAL	2023	2024	2025	2026
8301-26 New	BELLEVILLE WEST MAIN STREET - 2026 28TH ST TO 37TH ST RESURFACING - CURB RAMPS LENGTH (mi): 0.63 AIR QUALITY STAT: Exempt - 93.126 PROJ PURPOSE: Preservation	STP-S	Resurfacing Pedestrian Facility	PE ROW IMPL	\$115,000 \$0 \$855,000	\$0 \$0 \$0	\$115,000 \$0 \$0	\$0 \$0 \$0	\$0 \$0 \$855,000
			Federal: \$684,000 State: \$0 Local: \$286,000	TOTAL	\$970,000	\$0	\$115,000	\$0	\$855,000
				ESTIMATED TOTAL PROJECT COST: \$970,000					
8400-25 New	BI-STATE DEVELOPMENT/METRO BUS REPLACEMENT - SCCTD - 2025 (A) REPLACE THREE BUSES LENGTH (mi): 0 AIR QUALITY STAT: Exempt - 93.126 PROJ PURPOSE: Congestion	CMAQ	Transit Capital Imps.	PE ROW IMPL	\$0 \$0 \$1,567,788	\$0 \$0 \$0	\$0 \$0 \$0	\$0 \$0 \$1,567,788	\$0 \$0 \$0
			Federal: \$1,254,230 State: \$0 Local: \$313,558	TOTAL	\$1,567,788	\$0	\$0	\$1,567,788	\$0
				ESTIMATED TOTAL PROJECT COST: \$1,567,788					
8401-25 New	BI-STATE DEVELOPMENT/METRO BUS REPLACEMENT - SCCTD - 2025 (B) REPLACE THREE BUSES LENGTH (mi): 0 AIR QUALITY STAT: Exempt - 93.126 PROJ PURPOSE: Congestion	CMAQ	Transit Capital Imps.	PE ROW IMPL	\$0 \$0 \$1,567,788	\$0 \$0 \$0	\$0 \$0 \$0	\$0 \$0 \$1,567,788	\$0 \$0 \$0
			Federal: \$1,254,230 State: \$0 Local: \$313,558	TOTAL	\$1,567,788	\$0	\$0	\$1,567,788	\$0
				ESTIMATED TOTAL PROJECT COST: \$1,567,788					
8305-26 New	EAST ST. LOUIS DR MARTIN LUTHER KING JR DR, PHASE 2 COLUMBIA PL TO STATE ST RESURFACING - LN REDUCTION (4 TO 2 LNS) - CURB RAMPS LENGTH (mi): 0.43 AIR QUALITY STAT: Not Regionally Significant PROJ PURPOSE: Preservation	STP-S	Resurfacing Bi-directional Left-turn Ln. Bicycle Facilities	PE ROW IMPL	\$72,660 \$0 \$799,270	\$72,660 \$0 \$0	\$0 \$0 \$0	\$0 \$0 \$0	\$0 \$0 \$799,270
			Federal: \$639,416 State: \$0 Local: \$232,514	TOTAL	\$871,930	\$72,660	\$0	\$0	\$799,270
				ESTIMATED TOTAL PROJECT COST: \$871,930					
8308-26 New	FAIRMONT CITY COOKSON ROAD COLLINSVILLE RD TO 45TH ST RESURFACING - CURB RAMPS - BULB OUTS - SW @ 37TH LENGTH (mi): 0.56 AIR QUALITY STAT: Exempt - 93.126 PROJ PURPOSE: Preservation	STP-S	Resurfacing 2 Lane Pvmnt Pedestrian Facility	PE ROW IMPL	\$95,000 \$0 \$798,268	\$95,000 \$0 \$0	\$0 \$0 \$0	\$0 \$0 \$0	\$0 \$0 \$798,268
			Federal: \$638,614 State: \$0 Local: \$254,654	TOTAL	\$893,268	\$95,000	\$0	\$0	\$798,268
				ESTIMATED TOTAL PROJECT COST: \$893,268					

FISCAL YEARS 2023-2026 TRANSPORTATION IMPROVEMENT PROGRAM 2022 - CMAQ & STP-S APPLICATIONS SUBMITTED FOR CONSIDERATION

COUNTY: ST. CLAIR

ID	ORGANIZATION NAME/PROJECT TITLE/DESC	FUNDING CAT	IMPROVEMENTS		2023-2026 TOTAL	2023	2024	2025	2026
8406-24 New	IDOT IL 159 SIGNAL LUDWIG DR/SALEM PL TO LONGACRE DR/ASHLAND AVE ADVANCED TRAFFIC MANAGMENT SYSTEM LENGTH (mi): 1.14 AIR QUALITY STAT: Regionally Significant PROJ PURPOSE: Congestion	CMAQ	Signal Timing Progression	PE ROW IMPL	\$0 \$0 \$615,000	\$0 \$0 \$0	\$0 \$0 \$615,000	\$0 \$0 \$0	\$0 \$0 \$0
			Federal: \$492,000 State: \$0 Local: \$123,000	TOTAL	\$615,000	\$0	\$615,000	\$0	\$0
				ESTIMATED TOTAL PROJECT COST: \$615,000					
8313-26 New	LEBANON HERMAN STREET ST. LOUIS ST (US 50) TO MCALLISTER ST RESURFACING - CURB RAMPS - SHRD USE PATH UNION-4TH LENGTH (mi): 0.6 AIR QUALITY STAT: Exempt - 93.126 PROJ PURPOSE: Preservation	STP-S	Resurfacing 2 Lane Pvmnt Pedestrian Facility	PE ROW IMPL	\$90,000 \$0 \$699,580	\$90,000 \$0 \$0	\$0 \$0 \$0	\$0 \$0 \$0	\$0 \$0 \$699,580
			Federal: \$559,664 State: \$0 Local: \$229,916	TOTAL	\$789,580	\$90,000	\$0	\$0	\$699,580
				ESTIMATED TOTAL PROJECT COST: \$789,580					
8317-26 New	O'FALLON STATE ST & LINCOLN AVE STATE ST: JACKSON DR TO SMILEY ST; LINCOLN AVE: WILLOW DR TO STATE ST - RESURFACING - CURB RAMPS LENGTH (mi): 1.38 AIR QUALITY STAT: Exempt - 93.126 PROJ PURPOSE: Preservation	STP-S	Resurfacing 2 Lane Pvmnt	PE ROW IMPL	\$40,000 \$0 \$750,000	\$0 \$0 \$0	\$0 \$0 \$0	\$40,000 \$0 \$0	\$0 \$0 \$750,000
			Federal: \$596,000 State: \$0 Local: \$194,000	TOTAL	\$790,000	\$0	\$0	\$40,000	\$750,000
				ESTIMATED TOTAL PROJECT COST: \$790,000					
8318-26 New	SAUGET MOUSETTE LANE LIGHTING I-255 TO 250' N/O CAROL ST LIGHTING - PAVEMENT REPAIRS LENGTH (mi): 0.79 AIR QUALITY STAT: Exempt - 93.126 PROJ PURPOSE: Safety	STP-S	Lighting Roadway Improvements	PE ROW IMPL	\$75,597 \$0 \$564,458	\$75,597 \$0 \$0	\$0 \$0 \$0	\$0 \$0 \$0	\$0 \$0 \$564,458
			Federal: \$451,566 State: \$0 Local: \$188,489	TOTAL	\$640,055	\$75,597	\$0	\$0	\$564,458
				ESTIMATED TOTAL PROJECT COST: \$640,055					
8410-23 New	SHILOH GREEN MOUNT RD AT FRANK SCOTT PKWY (INTERSECTION IMPR TO NB GRN MT SIGNAL OPTIMIZATION ALONG GREEN MOUNT AND FRANK SCOTT LENGTH (mi): 1.6 AIR QUALITY STAT: Exempt - 93.127 PROJ PURPOSE: Congestion	CMAQ	Intersection Improvement Bridge(s) Traffic Signals	PE ROW IMPL	\$565,000 \$225,000 \$5,596,700	\$565,000 \$0 \$0	\$0 \$225,000 \$0	\$0 \$0 \$5,596,700	\$0 \$0 \$0
			Federal: \$4,470,690 State: \$0 Local: \$1,916,010	TOTAL	\$6,386,700	\$565,000	\$225,000	\$5,596,700	\$0
				ESTIMATED TOTAL PROJECT COST: \$6,386,700					

FISCAL YEARS 2023-2026
TRANSPORTATION IMPROVEMENT PROGRAM
2022 - CMAQ & STP-S APPLICATIONS SUBMITTED FOR CONSIDERATION

COUNTY: ST. CLAIR

Table with columns: ID, ORGANIZATION NAME/PROJECT TITLE/DESC, FUNDING CAT, IMPROVEMENTS, 2023-2026 TOTAL, 2023, 2024, 2025, 2026. Rows include projects like 8412-23 (Right-turn lanes), 8319-26 (Resurfacing 2 Lane Pvm), 8408-23 (Alternative Fuels Program), 8409-23 (Education/Marketing Program), and 8320-26 (Roadway Reconstruction Sidewalks).

FISCAL YEARS 2023-2026
TRANSPORTATION IMPROVEMENT PROGRAM
 2022 - CMAQ & STP-S APPLICATIONS SUBMITTED FOR CONSIDERATION

COUNTY: ST. CLAIR

ID	ORGANIZATION NAME/PROJECT TITLE/DESC	FUNDING CAT	IMPROVEMENTS		2023-2026 TOTAL	2023	2024	2025	2026
8321-26	SWANSEA	STP-S	Resurfacing 2 Lane Pvmt	PE	\$130,000	\$130,000	\$0	\$0	\$0
New	GILBERT STREET, PHASE 2		Sidewalks	ROW	\$50,000	\$0	\$50,000	\$0	\$0
	KINSELLA AVE TO SHORT ST		Roadway - Curb & Gutter	IMPL	\$811,586	\$0	\$0	\$0	\$811,586
	OVERLAY - SIDEWALK (5') - CURB/GUTTER								
	LENGTH (mi): 0.21		Federal: \$649,269	TOTAL	\$991,586	\$130,000	\$50,000	\$0	\$811,586
	AIR QUALITY STAT: Exempt - 93.126		State: \$0						
	PROJ PURPOSE: Preservation		Local: \$342,317	ESTIMATED TOTAL PROJECT COST:	\$991,586				

FISCAL YEARS 2023-2026 TRANSPORTATION IMPROVEMENT PROGRAM 2022 - CMAQ & STP-S APPLICATIONS SUBMITTED FOR CONSIDERATION

COUNTY: ST. LOUIS

ID	ORGANIZATION NAME/PROJECT TITLE/DESC	FUNDING CAT	IMPROVEMENTS		2023-2026 TOTAL	2023	2024	2025	2026
8002-23 New	BALLWIN CLAYMONT DRIVE CLAYTON RD TO HOLLOWAY RD RESURFACING - CURB RAMPS - LIGHTING LENGTH (mi): 1.6 AIR QUALITY STAT: Exempt - 93.126 PROJ PURPOSE: Preservation	STP-S	Resurfacing 2 Lane Pvmnt Pedestrian Facility Lighting Federal: \$926,127 State: \$0 Local: \$231,533	PE ROW IMPL TOTAL	\$98,524 \$0 \$1,059,136 \$1,157,660	\$98,524 \$0 \$0 \$98,524	\$0 \$0 \$0 \$0	\$0 \$0 \$1,059,136 \$1,059,136	\$0 \$0 \$0 \$0
					ESTIMATED TOTAL PROJECT COST: \$1,157,660				
8005-23 New	BRECKENRIDGE HILLS CALVERT AVENUE SIDEWALK ST. CHARLES ROCK RD TO BRECKENRIDGE RD SIDEWALK (5') - CURB/GUTTER - LIGHTING - SPEED HUMPS LENGTH (mi): 0.4 AIR QUALITY STAT: Exempt - 93.126 PROJ PURPOSE: Sustainable Development	STP-S	Sidewalks Lighting Roadway - Curb & Gutter Federal: \$614,400 State: \$0 Local: \$153,600	PE ROW IMPL TOTAL	\$65,000 \$28,000 \$675,000 \$768,000	\$65,000 \$0 \$0 \$65,000	\$0 \$28,000 \$0 \$28,000	\$0 \$0 \$675,000 \$675,000	\$0 \$0 \$0 \$0
					ESTIMATED TOTAL PROJECT COST: \$768,000				
8006-23 New	BRECKENRIDGE HILLS SIMS AVENUE SIDEWALK BENSON AVE TO BALTIMORE AVE SIDEWALK (5') - CURB & GUTTER - SPEED HUMPS LENGTH (mi): 0.5 AIR QUALITY STAT: Exempt - 93.126 PROJ PURPOSE: Sustainable Development	STP-S	Sidewalks Roadway - Curb & Gutter Lighting Federal: \$647,600 State: \$0 Local: \$161,900	PE ROW IMPL TOTAL	\$60,000 \$32,000 \$717,500 \$809,500	\$60,000 \$0 \$0 \$60,000	\$0 \$32,000 \$0 \$32,000	\$0 \$0 \$717,500 \$717,500	\$0 \$0 \$0 \$0
					ESTIMATED TOTAL PROJECT COST: \$809,500				
8007-26 New	CHESTERFIELD WILSON AVENUE WILD HORSE CREEK RD TO 1200' SOUTH OF WALNUT HILL FARM DR RECONSTRUCT/RESURFACE - SHOULDERS - SHARED USE PATH (8') LENGTH (mi): 0.54 AIR QUALITY STAT: Exempt - 93.126 PROJ PURPOSE: Preservation	STP-S	Roadway Realignment Pedestrian Facility Bicycle Facilities Federal: \$1,143,170 State: \$0 Local: \$999,930	PE ROW IMPL TOTAL	\$0 \$340,000 \$1,803,100 \$2,143,100	\$0 \$340,000 \$0 \$340,000	\$0 \$0 \$0 \$0	\$0 \$0 \$0 \$0	\$0 \$0 \$1,803,100 \$1,803,100
					ESTIMATED TOTAL PROJECT COST: \$2,438,819				
8008-24 New	CRESTWOOD PARDEE ROAD GRANT'S TRAIL TO WHITECLIFF PARK LN RESURFACING - SHARED USE PATH (8') - GRANT'S TRL TO BRIDGE LENGTH (mi): 0.15 AIR QUALITY STAT: Exempt - 93.126 PROJ PURPOSE: Preservation	STP-S	Intersection Improvement Bicycle Facilities Resurfacing 2 Lane Pvmnt Federal: \$388,546 State: \$0 Local: \$231,190	PE ROW IMPL TOTAL	\$86,000 \$35,000 \$498,736 \$619,736	\$0 \$0 \$0 \$0	\$86,000 \$0 \$0 \$86,000	\$0 \$35,000 \$0 \$35,000	\$0 \$0 \$498,736 \$498,736
					ESTIMATED TOTAL PROJECT COST: \$619,736				

FISCAL YEARS 2023-2026 TRANSPORTATION IMPROVEMENT PROGRAM 2022 - CMAQ & STP-S APPLICATIONS SUBMITTED FOR CONSIDERATION

COUNTY: ST. LOUIS

ID	ORGANIZATION NAME/PROJECT TITLE/DESC	FUNDING CAT	IMPROVEMENTS		2023-2026 TOTAL	2023	2024	2025	2026	
8009-25 New	CREVE COEUR	STP-S	Resurfacing 2 Lane Pvmnt	PE	\$150,000	\$0	\$150,000	\$0	\$0	
	NEW BALLAS ROAD, PHASE 2		Pedestrian Facility	ROW	\$100,000	\$0	\$0	\$100,000	\$0	
	LADUE RD TO 100' NORTH OF CONWAY RD			IMPL	\$1,185,000	\$0	\$0	\$0	\$1,185,000	
	RESURFACING - CURB RAMPS									
	LENGTH (mi): 0.93		Federal:	\$1,028,000	TOTAL	\$1,435,000	\$0	\$150,000	\$100,000	\$1,185,000
	AIR QUALITY STAT: Exempt - 93.126		State:	\$0						
	PROJ PURPOSE: Preservation		Local:	\$407,000	ESTIMATED TOTAL PROJECT COST:	\$1,435,000				
8014-24 New	DES PERES	STP-S	Resurfacing 2 Lane Pvmnt	PE	\$147,110	\$0	\$147,110	\$0	\$0	
	DES PERES ROAD		Sidewalks	ROW	\$30,000	\$0	\$0	\$30,000	\$0	
	OLD DES PERES RD TO DOUGHERTY FERRY RD			IMPL	\$1,618,214	\$0	\$0	\$0	\$1,618,214	
	RESUFACING - SIDEWALKS UPGRADE (5')									
	LENGTH (mi): 1.25		Federal:	\$1,436,259	TOTAL	\$1,795,324	\$0	\$147,110	\$30,000	\$1,618,214
	AIR QUALITY STAT: Exempt - 93.126		State:	\$0						
	PROJ PURPOSE: Preservation		Local:	\$359,065	ESTIMATED TOTAL PROJECT COST:	\$1,795,324				
8015-23 New	ELLISVILLE	STP-S	Resurfacing 2 Lane Pvmnt	PE	\$80,000	\$80,000	\$0	\$0	\$0	
	PIERSIDE LANE		Pedestrian Facility	ROW	\$0	\$0	\$0	\$0	\$0	
	OLD STATE RD TO KIEFER CREEK RD		Roadway - Curb & Gutter	IMPL	\$651,682	\$0	\$0	\$0	\$651,682	
	SLAB REPLACEMENT - RESURFACIG - CURB RAMPS									
	LENGTH (mi): 0.75		Federal:	\$585,346	TOTAL	\$731,682	\$80,000	\$0	\$0	\$651,682
	AIR QUALITY STAT: Exempt - 93.126		State:	\$0						
	PROJ PURPOSE: Preservation		Local:	\$146,336	ESTIMATED TOTAL PROJECT COST:	\$731,682				
8016-26 New	EUREKA	STP-S	Replace Bridge(s)	PE	\$0	\$0	\$0	\$0	\$0	
	ALLENTON ROAD BRIDGE		Bicycle Facilities	ROW	\$0	\$0	\$0	\$0	\$0	
	OVER UNION PACIFIC RAILROAD		Pedestrian Facility	IMPL	\$6,824,260	\$0	\$0	\$0	\$6,824,260	
	REPLACE BRIDGE - SHARED USE PATH (8')									
	LENGTH (mi): 0.1		Federal:	\$3,412,130	TOTAL	\$6,824,260	\$0	\$0	\$0	\$6,824,260
	AIR QUALITY STAT: Exempt - 93.126		State:	\$0						
	PROJ PURPOSE: Preservation		Local:	\$3,412,130	ESTIMATED TOTAL PROJECT COST:	\$6,824,260				
8017-23 New	FERGUSON	STP-S	Resurfacing 2 Lane Pvmnt	PE	\$82,562	\$82,562	\$0	\$0	\$0	
	ATMORE-ELKINS-WOODWIND			ROW	\$0	\$0	\$0	\$0	\$0	
	NEW HALLS FERRY TO E/O TRASK DR (CITY LIMITS)			IMPL	\$599,809	\$0	\$0	\$0	\$599,809	
	SLAB REPLACEMENT - OVERLAY - SPEED HUMP									
	LENGTH (mi): 0.6		Federal:	\$545,896	TOTAL	\$682,371	\$82,562	\$0	\$0	\$599,809
	AIR QUALITY STAT: Exempt - 93.126		State:	\$0						
	PROJ PURPOSE: Preservation		Local:	\$136,475	ESTIMATED TOTAL PROJECT COST:	\$682,371				

FISCAL YEARS 2023-2026 TRANSPORTATION IMPROVEMENT PROGRAM 2022 - CMAQ & STP-S APPLICATIONS SUBMITTED FOR CONSIDERATION

COUNTY: ST. LOUIS

ID	ORGANIZATION NAME/PROJECT TITLE/DESC	FUNDING CAT	IMPROVEMENTS		2023-2026 TOTAL	2023	2024	2025	2026
8019-23 New	FLORISSANT MULLANPHY ROAD, PHASE 2 SHACKELFORD RD TO FERNBROOK DR RESURFACING - SIDEWALK (FERNBROOK TO LOVELAND-5') LENGTH (mi): 0.6 AIR QUALITY STAT: Exempt - 93.126 PROJ PURPOSE: Preservation	STP-S	Resurfacing 2 Lane Pvmnt	PE ROW IMPL	\$92,690 \$75,000 \$815,677	\$92,690 \$0 \$0	\$0 \$75,000 \$0	\$0 \$0 \$815,677	\$0 \$0 \$0
			Federal: \$786,694 State: \$0 Local: \$196,673	TOTAL	\$983,367	\$92,690	\$75,000	\$815,677	\$0
				ESTIMATED TOTAL PROJECT COST: \$983,367					
8020-23 New	FLORISSANT ST. CATHERINE STREET NEW FLORISSANT RD TO WATERFORD DR RESURFACING - CURB RAMPS - SHARED USE PATH (10') LENGTH (mi): 1.15 AIR QUALITY STAT: Exempt - 93.126 PROJ PURPOSE: Preservation	STP-S	Resurfacing 2 Lane Pvmnt Pedestrian Facility Bicycle Facilities	PE ROW IMPL	\$196,943 \$150,000 \$1,733,095	\$196,943 \$0 \$0	\$0 \$150,000 \$0	\$0 \$0 \$0	\$0 \$0 \$1,733,095
			Federal: \$1,664,030 State: \$0 Local: \$416,008	TOTAL	\$2,080,038	\$196,943	\$150,000	\$0	\$1,733,095
				ESTIMATED TOTAL PROJECT COST: \$2,080,038					
8024-24 New	HAZELWOOD TESON ROAD HOWDERSHELL RD TO AUBUCHON RD RESURFACING - SIDEWALK(5') - CHATILION TO TESON GARDEN LENGTH (mi): 2.2 AIR QUALITY STAT: Exempt - 93.126 PROJ PURPOSE: Preservation	STP-S	Resurfacing 2 Lane Pvmnt Widening to 12' Lanes Sidewalks	PE ROW IMPL	\$327,500 \$60,000 \$3,602,120	\$0 \$0 \$0	\$327,500 \$0 \$0	\$0 \$60,000 \$0	\$0 \$0 \$3,602,120
			Federal: \$1,994,810 State: \$0 Local: \$1,994,810	TOTAL	\$3,989,620	\$0	\$327,500	\$60,000	\$3,602,120
				ESTIMATED TOTAL PROJECT COST: \$3,989,620					
8030-23 New	KIRKWOOD GRANT'S TRAIL EXTENSION, PHASE 1 KIRKWOOD RD TO LEFFINGWELL AVE SHARED USE PATH (10') - CALM STREET CLINTON & LEFFING LENGTH (mi): 0.67 AIR QUALITY STAT: Exempt - 93.126 PROJ PURPOSE: Sustainable Development	STP-S	Bicycle Facilities Pedestrian Facility	PE ROW IMPL	\$350,000 \$250,000 \$3,137,500	\$350,000 \$0 \$0	\$0 \$0 \$0	\$0 \$250,000 \$0	\$0 \$0 \$3,137,500
			Federal: \$2,990,000 State: \$0 Local: \$747,500	TOTAL	\$3,737,500	\$350,000	\$0	\$250,000	\$3,137,500
				ESTIMATED TOTAL PROJECT COST: \$3,737,500					
8031-23 New	KIRKWOOD GRANT'S TRAIL EXTENSION, PHASE 2 LEFFINGWELL AVE TO HOLMES AVE SHARED USE PATH (10') - CALM STREET-LEFFING TO WOODLWN LENGTH (mi): 0.56 AIR QUALITY STAT: Exempt - 93.126 PROJ PURPOSE: Sustainable Development	STP-S	Bicycle Facilities Pedestrian Facility	PE ROW IMPL	\$350,000 \$2,410,500 \$2,877,000	\$350,000 \$0 \$0	\$0 \$0 \$0	\$0 \$2,410,500 \$0	\$0 \$0 \$2,877,000
			Federal: \$4,510,000 State: \$0 Local: \$1,127,500	TOTAL	\$5,637,500	\$350,000	\$0	\$2,410,500	\$2,877,000
				ESTIMATED TOTAL PROJECT COST: \$5,637,500					

FISCAL YEARS 2023-2026 TRANSPORTATION IMPROVEMENT PROGRAM 2022 - CMAQ & STP-S APPLICATIONS SUBMITTED FOR CONSIDERATION

COUNTY: ST. LOUIS

ID	ORGANIZATION NAME/PROJECT TITLE/DESC	FUNDING CAT	IMPROVEMENTS		2023-2026 TOTAL	2023	2024	2025	2026
8034-23 New	MANCHESTER HANNA ROAD, PHASE 2 BROOKVALE TERRACE TO BIG BEND RD SIDEWALK UPGRADE (5-6') - OVERLAY LENGTH (mi): 0.38 AIR QUALITY STAT: Exempt - 93.126 PROJ PURPOSE: Preservation	STP-S	Resurfacing 2 Lane Pvmnt Sidewalks	PE	\$149,000	\$149,000	\$0	\$0	\$0
				ROW	\$70,000	\$0	\$70,000	\$0	\$0
				IMPL	\$906,000	\$0	\$0	\$906,000	\$0
				Federal:	\$900,000				
				State:	\$0				
				Local:	\$225,000				
				TOTAL	\$1,125,000	\$149,000	\$70,000	\$906,000	\$0
ESTIMATED TOTAL PROJECT COST:					\$1,125,000				
8207-23 New	MODOT MO 141 AT I-64 INTERCHANGE IMPROVEMENTS TO OFF RAMPS LENGTH (mi): 0.2 AIR QUALITY STAT: Exempt - 93.127 PROJ PURPOSE: Congestion	CMAQ	Interchange Revision	PE	\$202,800	\$202,800	\$0	\$0	\$0
				ROW	\$0	\$0	\$0	\$0	
				IMPL	\$1,943,500	\$0	\$0	\$1,943,500	
				Federal:	\$1,717,040				
				State:	\$429,260				
				Local:	\$0				
				TOTAL	\$2,146,300	\$202,800	\$0	\$1,943,500	\$0
ESTIMATED TOTAL PROJECT COST:					\$2,146,300				
8208-25 New	MODOT MO 180 SIGNAL OPTIMIZATION PENNBRIDGE DR TO OGDEN AVE OPTIMIZE 38 SIGNALS ALONG CORRIDOR LENGTH (mi): 9.7 AIR QUALITY STAT: Regionally Significant PROJ PURPOSE: Congestion	CMAQ	Signal Timing Progression	PE	\$0	\$0	\$0	\$0	\$0
				ROW	\$0	\$0	\$0	\$0	
				IMPL	\$1,748,380	\$0	\$0	\$1,748,380	
				Federal:	\$1,398,704				
				State:	\$349,676				
				Local:	\$0				
				TOTAL	\$1,748,380	\$0	\$0	\$1,748,380	\$0
ESTIMATED TOTAL PROJECT COST:					\$1,748,380				
8040-24 New	ROCK HILL N. ROCK HILL ROAD MANCHESTER RD (MO 100) TO BISMARCK AVE (CITY LIMITS) RESURFACING LENGTH (mi): 0.55 AIR QUALITY STAT: Exempt - 93.126 PROJ PURPOSE: Preservation	STP-S	Resurfacing 2 Lane Pvmnt	PE	\$41,109	\$0	\$41,109	\$0	\$0
				ROW	\$0	\$0	\$0	\$0	
				IMPL	\$251,224	\$0	\$0	\$251,224	
				Federal:	\$233,866				
				State:	\$0				
				Local:	\$58,467				
				TOTAL	\$292,333	\$0	\$41,109	\$251,224	\$0
ESTIMATED TOTAL PROJECT COST:					\$292,333				
8041-23 New	SHREWSBURY WEIL AVENUE, PHASE 2 LACLEDE STATION RD TO WILSHUSEN AVE RESURFACING - CURB/GUTTER - SIDEWALK (5') LENGTH (mi): 0.17 AIR QUALITY STAT: Exempt - 93.126 PROJ PURPOSE: Preservation	STP-S	Resurfacing 2 Lane Pvmnt Roadway - Curb & Gutter Sidewalks	PE	\$76,500	\$76,500	\$0	\$0	\$0
				ROW	\$10,000	\$0	\$10,000	\$0	
				IMPL	\$443,545	\$0	\$0	\$443,545	
				Federal:	\$424,036				
				State:	\$0				
				Local:	\$106,009				
				TOTAL	\$530,045	\$76,500	\$10,000	\$443,545	\$0
ESTIMATED TOTAL PROJECT COST:					\$530,045				

FISCAL YEARS 2023-2026
TRANSPORTATION IMPROVEMENT PROGRAM
2022 - CMAQ & STP-S APPLICATIONS SUBMITTED FOR CONSIDERATION

COUNTY: ST. LOUIS

Table with columns: ID, ORGANIZATION NAME/PROJECT TITLE/DESC, FUNDING CAT, IMPROVEMENTS, 2023-2026 TOTAL, 2023, 2024, 2025, 2026. Rows include projects 8042-23, 8055-24, 8056-24, 8057-24, and 8058-24, detailing funding and project costs.

FISCAL YEARS 2023-2026
TRANSPORTATION IMPROVEMENT PROGRAM
2022 - CMAQ & STP-S APPLICATIONS SUBMITTED FOR CONSIDERATION

COUNTY: ST. LOUIS

Table with columns: ID, ORGANIZATION NAME/PROJECT TITLE/DESC, FUNDING CAT, IMPROVEMENTS, 2023-2026 TOTAL, 2023, 2024, 2025, 2026. Rows include projects 8059-24, 8060-24, 8061-24, 8062-24, and 8216-23.

FISCAL YEARS 2023-2026 TRANSPORTATION IMPROVEMENT PROGRAM 2022 - CMAQ & STP-S APPLICATIONS SUBMITTED FOR CONSIDERATION

COUNTY: ST. LOUIS

ID	ORGANIZATION NAME/PROJECT TITLE/DESC	FUNDING CAT	IMPROVEMENTS		2023-2026 TOTAL	2023	2024	2025	2026
8063-24 New	ST. LOUIS COUNTY NEW HALLS FERRY ROAD SIDEWALK LINDBERGH BLVD (US 67) TO COUGAR DR SIDEWALKS (5') LENGTH (mi): 0.2 AIR QUALITY STAT: Exempt - 93.126 PROJ PURPOSE: Sustainable Development	STP-S	Sidewalks	PE ROW IMPL Federal: \$586,080 State: \$0 Local: \$146,520	\$77,500 \$68,700 \$586,400 TOTAL \$732,600	\$0 \$0 \$0 \$0	\$77,500 \$0 \$0 \$77,500	\$0 \$68,700 \$0 \$68,700	\$0 \$0 \$586,400 \$586,400
					ESTIMATED TOTAL PROJECT COST: \$732,600				
8064-24 New	ST. LOUIS COUNTY PENNSYLVANIA AVENUE, PHASE 1 - 2026 PAGE AVE (MO D) TO ST. CHARLES ROCK RD (MO 180) RESURFACING - LN REDUCTION (4 TO 2) - UPGRADE SIDEWALKS LENGTH (mi): 0.88 AIR QUALITY STAT: Exempt - 93.126 PROJ PURPOSE: Preservation	STP-S	Resurfacing Bi-directional Left-turn Ln. Sidewalks Federal: \$1,503,187 State: \$0 Local: \$644,223	PE ROW IMPL TOTAL \$2,147,410	\$299,910 \$67,900 \$1,779,600 \$2,147,410	\$0 \$0 \$0 \$0	\$299,910 \$0 \$0 \$299,910	\$0 \$67,900 \$0 \$67,900	\$0 \$0 \$1,779,600 \$1,779,600
					ESTIMATED TOTAL PROJECT COST: \$2,147,410				
8065-24 New	ST. LOUIS COUNTY S. WOODS MILL ROAD - 2026 I-64 TO BROOKINGS PARK DR RESURFACING - SIDEWALK (5') - BUFFERED BIKE LANES LENGTH (mi): 0.7 AIR QUALITY STAT: Exempt - 93.126 PROJ PURPOSE: Preservation	STP-S	Resurfacing 2 Lane Pvmnt Federal: \$1,300,480 State: \$0 Local: \$325,120	PE ROW IMPL TOTAL \$1,625,600	\$174,800 \$101,800 \$1,349,000 \$1,625,600	\$0 \$0 \$0 \$0	\$174,800 \$0 \$0 \$174,800	\$0 \$101,800 \$0 \$101,800	\$0 \$0 \$1,349,000 \$1,349,000
					ESTIMATED TOTAL PROJECT COST: \$1,625,600				
8066-24 New	ST. LOUIS COUNTY SCHUETZ ROAD - 2026 LINDBERGH BLVD (US 67) TO GANDY DR RESURFACING - UPGRADE SIDEWALK - SHARED USE PATH (10') LENGTH (mi): 1.1 AIR QUALITY STAT: Exempt - 93.126 PROJ PURPOSE: Preservation	STP-S	Resurfacing Bicycle Facilities Sidewalks Federal: \$4,428,781 State: \$0 Local: \$1,898,049	PE ROW IMPL TOTAL \$6,326,830	\$845,130 \$465,700 \$5,016,000 \$6,326,830	\$0 \$0 \$0 \$0	\$845,130 \$0 \$0 \$845,130	\$0 \$465,700 \$0 \$465,700	\$0 \$0 \$5,016,000 \$5,016,000
					ESTIMATED TOTAL PROJECT COST: \$6,326,830				
8070-23 New	SUNSET HILLS ROTT ROAD/WEST WATSON ROAD, PHASE 2 ROBYN RD TO WEBER HILL RD RESURFACING - SIDEWALK (5') LENGTH (mi): 0.85 AIR QUALITY STAT: Exempt - 93.126 PROJ PURPOSE: Preservation	STP-S	Resurfacing 2 Lane Pvmnt Sidewalks Federal: \$1,356,000 State: \$0 Local: \$339,000	PE ROW IMPL TOTAL \$1,695,000	\$170,000 \$150,000 \$1,375,000 \$1,695,000	\$170,000 \$0 \$0 \$170,000	\$0 \$150,000 \$0 \$150,000	\$0 \$0 \$0 \$0	\$0 \$0 \$1,375,000 \$1,375,000
					ESTIMATED TOTAL PROJECT COST: \$1,695,000				

FISCAL YEARS 2023-2026 TRANSPORTATION IMPROVEMENT PROGRAM 2022 - CMAQ & STP-S APPLICATIONS SUBMITTED FOR CONSIDERATION

COUNTY: ST. LOUIS

ID	ORGANIZATION NAME/PROJECT TITLE/DESC	FUNDING CAT	IMPROVEMENTS		2023-2026 TOTAL	2023	2024	2025	2026
8071-23 New	UNIVERSITY CITY KEMPLAND PLACE BRIDGE OVER RIVER DES PERES REHABILITATE BRIDGE LENGTH (mi): 0.1 AIR QUALITY STAT: Exempt - 93.126 PROJ PURPOSE: Preservation	STP-S	Rehabilitate Bridge(s)	PE ROW IMPL Federal: \$771,184 State: \$0 Local: \$192,798	\$95,601 \$0 \$868,381 TOTAL \$963,982	\$95,601 \$0 \$0 \$95,601	\$0 \$0 \$0 \$0	\$0 \$0 \$868,381 \$868,381	\$0 \$0 \$0 \$0
					ESTIMATED TOTAL PROJECT COST: \$963,982				
8073-26 New	WEBSTER GROVES ELM AVENUE CULVERT OVER SHADY GROVE CREEK REPLACE CULVERT - SIDEWALK (6') LENGTH (mi): 0.1 AIR QUALITY STAT: Exempt - 93.126 PROJ PURPOSE: Preservation	STP-S	Culvert	PE ROW IMPL Federal: \$1,216,800 State: \$0 Local: \$304,200	\$0 \$0 \$1,521,000 TOTAL \$1,521,000	\$0 \$0 \$0 \$0	\$0 \$0 \$0 \$0	\$0 \$0 \$0 \$0	\$0 \$0 \$1,521,000 \$1,521,000
					ESTIMATED TOTAL PROJECT COST: \$1,521,000				
8075-25 New	WILDWOOD MO 100 J-TURNS AT POND RD AND MO T/ST. ALBANS RD CONSTRUCT J-TURNS LENGTH (mi): 0.8 AIR QUALITY STAT: Exempt - 93.127 PROJ PURPOSE: Safety	STP-S	Intersection Improvement	PE ROW IMPL Federal: \$940,800 State: \$0 Local: \$1,747,200	\$0 \$0 \$2,688,000 TOTAL \$2,688,000	\$0 \$0 \$0 \$0	\$0 \$0 \$0 \$0	\$0 \$0 \$2,688,000 \$2,688,000	\$0 \$0 \$0 \$0
					ESTIMATED TOTAL PROJECT COST: \$2,688,000				
8076-25 New	WILDWOOD MO 100 LEFT TURN LANES AT HAWK'S REST RD, HENCKEN RD, WOODLAND MEADOWS DR AND BOONESS LN - LEFT TURN LANES LENGTH (mi): 1.1 AIR QUALITY STAT: Exempt - 93.127 PROJ PURPOSE: Safety	STP-S	Left-turn lanes	PE ROW IMPL Federal: \$901,600 State: \$0 Local: \$1,674,400	\$0 \$0 \$2,576,000 TOTAL \$2,576,000	\$0 \$0 \$0 \$0	\$0 \$0 \$0 \$0	\$0 \$0 \$2,576,000 \$2,576,000	\$0 \$0 \$0 \$0
					ESTIMATED TOTAL PROJECT COST: \$2,576,000				
8077-25 New	WILDWOOD STRECKER ROAD VALLEY RD TO 475' E/O STRECKER HOLLOW CT (CITY LIMIT) OVERLAY - LIGHTING - SIDEWALK (5'); HIGHLAND SUM-WYCLIF LENGTH (mi): 2.9 AIR QUALITY STAT: Exempt - 93.126 PROJ PURPOSE: Preservation	STP-S	Resurfacing 2 Lane Pvmnt Lighting Sidewalks	PE ROW IMPL Federal: \$960,000 State: \$0 Local: \$240,000	\$0 \$25,000 \$1,175,000 TOTAL \$1,200,000	\$0 \$0 \$0 \$0	\$0 \$0 \$0 \$0	\$0 \$25,000 \$0 \$25,000	\$0 \$0 \$1,175,000 \$1,175,000
					ESTIMATED TOTAL PROJECT COST: \$1,200,000				

FISCAL YEARS 2023-2026
TRANSPORTATION IMPROVEMENT PROGRAM
 2022 - CMAQ & STP-S APPLICATIONS SUBMITTED FOR CONSIDERATION

COUNTY: ST. LOUIS

ID	ORGANIZATION NAME/PROJECT TITLE/DESC	FUNDING CAT	IMPROVEMENTS		2023-2026 TOTAL	2023	2024	2025	2026
8078-25	WILDWOOD	STP-S	Sidewalks	PE	\$0	\$0	\$0	\$0	\$0
New	VALLEY ROAD		Lighting	ROW	\$25,000	\$0	\$0	\$25,000	\$0
	STRECKER RD TO CLAYTON RD			IMPL	\$975,000	\$0	\$0	\$0	\$975,000
	OVERLAY - LIGHTING								
	LENGTH (mi): 2.4		Federal:		\$800,000				
	AIR QUALITY STAT: Exempt - 93.126		State:		\$0				
	PROJ PURPOSE: Preservation		Local:		\$200,000				
				TOTAL	\$1,000,000	\$0	\$0	\$25,000	\$975,000
				ESTIMATED TOTAL PROJECT COST: \$1,000,000					

FISCAL YEARS 2023-2026 TRANSPORTATION IMPROVEMENT PROGRAM 2022 - CMAQ & STP-S APPLICATIONS SUBMITTED FOR CONSIDERATION

COUNTY: ST. LOUIS CITY

ID	ORGANIZATION NAME/PROJECT TITLE/DESC	FUNDING CAT	IMPROVEMENTS		2023-2026 TOTAL	2023	2024	2025	2026
8023-26 New	GREAT RIVERS GREENWAY BRICKLINE GREENWAY, PHASE 2 SPRING AVE - PAGE AVE TO WASHINGTON AVE SHARED USE PATH (12') - RD RECONFIGURATION (4-2 LNS) LENGTH (mi): 0.53 AIR QUALITY STAT: Not Regionally Significant PROJ PURPOSE: Sustainable Development	STP-S	Bicycle Facilities Construct Bridge(s) Intersection Improvement	PE ROW IMPL	\$1,030,500 \$116,000 \$7,900,500	\$1,030,500 \$0 \$0	\$0 \$116,000 \$0	\$0 \$0 \$0	\$0 \$0 \$7,900,500
			Federal: \$4,000,000 State: \$0 Local: \$5,047,000	TOTAL	\$9,047,000	\$1,030,500	\$116,000	\$0	\$7,900,500
					ESTIMATED TOTAL PROJECT COST: \$9,047,000				
8215-25 New	ST. LOUIS CORTEX-TOWER GROVE CONNECTOR, PHASE 2 SARAH ST: FOREST PARK AVE TO VANDEVENTER CYCLE TRACK (10') - UPGRADED SIGNALS LENGTH (mi): 0.63 AIR QUALITY STAT: Exempt - 93.126 PROJ PURPOSE: Congestion	CMAQ	Bicycle Facilities Pedestrian Facility Traffic Signals	PE ROW IMPL	\$520,000 \$100,000 \$4,280,000	\$520,000 \$0 \$0	\$0 \$100,000 \$0	\$0 \$0 \$4,280,000	\$0 \$0 \$0
			Federal: \$3,424,000 State: \$0 Local: \$1,476,000	TOTAL	\$4,900,000	\$520,000	\$100,000	\$4,280,000	\$0
					ESTIMATED TOTAL PROJECT COST: \$4,900,000				
8054-24 New	ST. LOUIS LINDELL/UNION BRIDGE OVER FOREST PARK PKWY/METROLINK BRIDGE REPLACEMENT - SIDEWALKS LENGTH (mi): 0.25 AIR QUALITY STAT: Exempt - 93.126 PROJ PURPOSE: Preservation	STP-S	Replace Bridge(s) Roadway Improvements Sidewalks	PE ROW IMPL	\$0 \$500,000 \$24,500,000	\$0 \$0 \$0	\$0 \$500,000 \$0	\$0 \$0 \$0	\$0 \$0 \$24,500,000
			Federal: \$20,000,000 State: \$0 Local: \$5,000,000	TOTAL	\$25,000,000	\$0	\$500,000	\$0	\$24,500,000
					ESTIMATED TOTAL PROJECT COST: \$25,000,000				
8214-23 New	ST. LOUIS TRAFFIC MANAGEMENT ENHANCEMENTS, PHASE 5 DELMAR: DEBALIVIERE TO VANDEVENTER FIBER - SIDEWALK - PTZ CAMERAS - INTERCONNECTION LENGTH (mi): 2.7 AIR QUALITY STAT: Regionally Significant PROJ PURPOSE: Congestion	CMAQ	Signal Timing Progression Pedestrian Facility Traffic Signals	PE ROW IMPL	\$500,000 \$100,000 \$3,800,000	\$500,000 \$0 \$0	\$0 \$100,000 \$0	\$0 \$0 \$3,800,000	\$0 \$0 \$0
			Federal: \$3,520,000 State: \$0 Local: \$880,000	TOTAL	\$4,400,000	\$500,000	\$100,000	\$3,800,000	\$0
					ESTIMATED TOTAL PROJECT COST: \$4,400,000				



EAST-WEST GATEWAY
Council of Governments

Creating Solutions Across Jurisdictional Boundaries

Chair

Dennis Gannon
County Executive, Jefferson County

Vice Chair

Mark A. Kern
Chairman, St. Clair County Board

2nd Vice Chair

Tishaura Jones
Mayor
City of St. Louis

Executive Committee

Tim Brinker
Presiding Commissioner
Franklin County
Steve Ehlmann
County Executive, St. Charles County

Dennis M. Knobloch
County Board Chairman
Monroe County

Dr. Sam Page
County Executive, St. Louis County

Kurt Prenzler
Chairman
Madison County Board

Members

Terry Briggs
President
Municipal League of Metro St. Louis

Ron Counts
Mayor, City of Arnold
Jefferson County

Honorable Rita Heard Days
Councilwoman, 1st Council District
St. Louis County

Robert Eastern III
Mayor, City of East St. Louis

Mark Kupsky
President, Southwestern Illinois
Council of Mayors

Roy Mosley
St. Clair County

Lewis Reed
President, Board of Aldermen
City of St. Louis

David Schwind
Madison County

Herbert Simmons
President, Southwestern Illinois
Metropolitan & Regional
Planning Commission

Seth Speiser
Vice President, Southwestern Illinois
Council of Mayors

Donald R. Summers, Jr.
St. Louis County

John White
St. Charles County

Regional Citizens

Barbara Geisman
C. William Grogan
John A. Laker
Ron Williams

Non-voting Members

Holly Bieneman
Illinois Department of Transportation

Vacant
Illinois Department of Commerce
and Economic Opportunity

Patrick McKenna
Missouri Department of Transportation

Taulby Roach
Bi-State Development

Aaron Willard
Missouri Office of Administration

Executive Director

James M. Wild

Memo to: Board of Directors

From: Staff

Subject: Review of Agency Bylaws

Date: March 23, 2022

The bylaws for the East-West Gateway Council of Governments have not been reviewed or modified since 2005. The delayed release of census data hampered an effort to review the bylaws planned for 2021.

Chairman Gannon will be appointing a committee to review the agency bylaws. Changes raised for consideration are generally related to membership and voting on the Board of Directors, formalizing protocols around meeting format (in-person versus virtual), and member attendance.

Previous by-laws changes have included:

- Reconfiguring membership of the Board of Directors to add local government membership;
- Overhauling the agency committee structure;
- Formalizing the Executive Committee; and
- Shortening the terms of Board officers.

Gateway Tower
One Memorial Drive, Suite 1600
St. Louis, MO 63102-2451

314-421-4220
618-274-2750
Fax 314-231-6120

webmaster@ewgateway.org
www.ewgateway.org



EAST-WEST GATEWAY
Council of Governments

Creating Solutions Across Jurisdictional Boundaries

Chair

Dennis Gannon
County Executive, Jefferson County

Vice Chair

Mark A. Kern
Chairman, St. Clair County Board

2nd Vice Chair

Tishaura Jones
Mayor
City of St. Louis

Executive Committee

Tim Brinker
Presiding Commissioner
Franklin County
Steve Ehlmann
County Executive, St. Charles County

Dennis M. Knobloch
County Board Chairman
Monroe County

Dr. Sam Page
County Executive, St. Louis County

Kurt Prenzler
Chairman
Madison County Board

Members

Terry Briggs
President
Municipal League of Metro St. Louis

Ron Counts
Mayor, City of Arnold
Jefferson County

Honorable Rita Heard Days
Councilwoman, 1st Council District
St. Louis County

Robert Eastern III
Mayor, City of East St. Louis

Mark Kupsky
President, Southwestern Illinois
Council of Mayors

Roy Mosley
St. Clair County

Lewis Reed
President, Board of Aldermen
City of St. Louis

David Schwind
Madison County

Herbert Simmons
President, Southwestern Illinois
Metropolitan & Regional
Planning Commission

Seth Speiser
Vice President, Southwestern Illinois
Council of Mayors

Donald R. Summers, Jr.
St. Louis County

John White
St. Charles County

Regional Citizens

Barbara Geisman
C. William Grogan
John A. Laker
Ron Williams

Non-voting Members

Holly Bieneman
Illinois Department of Transportation
Vacant

Illinois Department of Commerce
and Economic Opportunity

Patrick McKenna
Missouri Department of Transportation

Taulby Roach
Bi-State Development

Aaron Willard
Missouri Office of Administration

Executive Director

James M. Wild

Memo to: Board of Directors
From: Staff
Subject: Resuming In-Person Board Meetings
Date: March 17, 2022

The East-West Gateway Board of Directors and its advisory committees last met in-person in February 2020 and have met in a hybrid format since May 2021 due to COVID-19 and its subsequent variants. At several points during the pandemic, the Board of Directors was surveyed about resuming in-person meetings, meeting format/options, and precautions that should be taken when meetings resume. The most recent survey closed on March 9, 2022, and shows the strongest support yet for resuming in-person meetings.

When asked about in-person Board meetings:

- More than 76% of the respondents agreed or strongly agreed that EWGCOG should resume having in-person Board meetings.
- More than 61% said in-person meetings should resume in April or sooner, and more than 83% said May or sooner.
- Of the respondents that are part of a city or county government, 92% said their board or council has resumed in-person meetings.

When asked about an option of attending virtually:

- Nearly 58% responded that there should be a virtual option for attending Board meetings with 42% saying there should not be a virtual option.
- Slightly more than 61% of the respondents said they would attend the Board meetings in-person even if there was a virtual option available.

Finally, when asked about precautions that should be taken:

- The four most popular responses were: Providing hand sanitizer stations (36%), Limit public attendees while still providing them virtual access (32%), Hold the meeting in a larger venue (32%), and Limit attendance to Board members (26%).

Gateway Tower
One Memorial Drive, Suite 1600
St. Louis, MO 63102-2451

314-421-4220
618-274-2750
Fax 314-231-6120

webmaster@ewgateway.org
www.ewgateway.org

Board of Directors
March 17, 2022
Page 2

In addition to the survey results the Centers for Disease Control and Prevention (CDC) has issued new guidance regarding COVID, the City of St. Louis, where our offices are located, have ended masking rules and other restrictions (although it is strongly recommended that people continue to mask to protect themselves and the community), and all of the other jurisdictions (state, county, and municipal) that are in the EWGCOG service area have ended masking and other rules related to COVID.

Staff Recommendation: Staff is recommending that the Board of Directors, and all of its advisory committees, fully resume in-person meetings, including reverting to pre-COVID rules of procedure, beginning with the April 19, 2022 Executive Advisory Committee meeting. In order to adhere to social distancing guidelines, the public's attendance at the Board of Directors or its advisory committee meetings will not be permitted until such time those guidelines will allow for attendance by the general public. The use of communications media technology (virtual access) should be limited to providing public attendees access to the meetings until such time that the meetings are open to the public for in-person attendance.



EAST-WEST GATEWAY
Council of Governments

Creating Solutions Across Jurisdictional Boundaries

Chair

Dennis Gannon
County Executive, Jefferson County

Vice Chair

Mark A. Kern
Chairman, St. Clair County Board

2nd Vice Chair

Tishaura Jones
Mayor
City of St. Louis

Executive Committee

Tim Brinker
Presiding Commissioner
Franklin County
Steve Ehlmann
County Executive, St. Charles County

Dennis M. Knobloch
County Board Chairman
Monroe County

Dr. Sam Page
County Executive, St. Louis County

Kurt Prenzler
Chairman
Madison County Board

Members

Terry Briggs
President
Municipal League of Metro St. Louis

Ron Counts
Mayor, City of Arnold
Jefferson County

Honorable Rita Heard Days
Councilwoman, 1st Council District
St. Louis County

Robert Eastern III
Mayor, City of East St. Louis

Mark Kupsky
President, Southwestern Illinois
Council of Mayors

Roy Mosley
St. Clair County

Lewis Reed
President, Board of Aldermen
City of St. Louis

David Schwind
Madison County

Herbert Simmons
President, Southwestern Illinois
Metropolitan & Regional
Planning Commission

Seth Speiser
Vice President, Southwestern Illinois
Council of Mayors

Donald R. Summers, Jr.
St. Louis County

John White
St. Charles County

Regional Citizens

Barbara Geisman
C. William Grogan
John A. Laker
Ron Williams

Non-voting Members

Holly Bieneman

Illinois Department of Transportation
Vacant

Illinois Department of Commerce
and Economic Opportunity

Patrick McKenna

Missouri Department of Transportation
Taulby Roach

Bi-State Development

Aaron Willard
Missouri Office of Administration

Executive Director

James M. Wild

Memo to: Board of Directors

From: Staff

Subject: Selection of Consultant to Conduct Comprehensive Compensation Study

Date: March 15, 2022

In October, EWG staff began work to hire a consultant to conduct a comprehensive compensation study for the agency. This study will include a job specification review and update (include a Fair Labor Standards Act analysis); total compensation review that will include both salaries/wages and benefits; recommendations for changes to the agencies compensation structure; and the option for annual updates in years 2 through 5 and a future pay equity analysis. We issued an RFP in November and we received proposals from three consultants:

- Baker Tilly
- Employers Council
- The Segal Group

A selection committee of EWG staff reviewed and evaluated the proposals and short-listed two firms for interviews – Baker Tilly and Segal. Subsequent to the short-listing process, Baker Tilly notified us that it was withdrawing its proposal from consideration. The selection committee moved forward with the evaluation process without Baker Tilly. After a firm interview and speaking with firm references, the selection committee recommended Segal for the contract award to complete the study.

Staff Recommendation: Staff recommends that the Board of Directors authorize the Executive Director to enter into an agreement with the Segal Group to conduct the initial compensation study to include the option for annual updates and a future pay equity analysis. The cost of the optional services will be determined at a later date and brought to the Board for approval at that time, as required. The cost of the initial compensation study will not exceed \$90,000.

Gateway Tower
One Memorial Drive, Suite 1600
St. Louis, MO 63102-2451

314-421-4220
618-274-2750
Fax 314-231-6120

webmaster@ewgateway.org
www.ewgateway.org



EAST-WEST GATEWAY
Council of Governments

Creating Solutions Across Jurisdictional Boundaries

Chair
Dennis Gannon
County Executive, Jefferson County

Vice Chair
Mark A. Kern
Chairman, St. Clair County Board

2nd Vice Chair
Tishaura Jones
Mayor
City of St. Louis

Executive Committee
Tim Brinker
Presiding Commissioner
Franklin County
Steve Ehlmann
County Executive, St. Charles County

Dennis M. Knobloch
County Board Chairman
Monroe County

Dr. Sam Page
County Executive, St. Louis County

Kurt Prenzler
Chairman
Madison County Board

Members
Terry Briggs
President
Municipal League of Metro St. Louis

Ron Counts
Mayor, City of Arnold
Jefferson County
Honorable Rita Heard Days
Councilwoman, 1st Council District
St. Louis County

Robert Eastern III
Mayor, City of East St. Louis
Mark Kupsky
President, Southwestern Illinois
Council of Mayors

Roy Mosley
St. Clair County
Lewis Reed
President, Board of Aldermen
City of St. Louis

David Schwind
Madison County
Herbert Simmons
President, Southwestern Illinois
Metropolitan & Regional
Planning Commission

Seth Speiser
Vice President, Southwestern Illinois
Council of Mayors
Donald R. Summers, Jr.
St. Louis County

John White
St. Charles County

Regional Citizens
Barbara Geisman
C. William Grogan
John A. Laker
Ron Williams

Non-voting Members
Holly Bieneman
Illinois Department of Transportation
Vacant

Illinois Department of Commerce
and Economic Opportunity
Patrick McKenna
Missouri Department of Transportation

Taulby Roach
Bi-State Development

Aaron Willard
Missouri Office of Administration

Executive Director
James M. Wild

Memo to: Board of Directors

From: Staff

Subject: Modifications to the FY 2022-2025 Transportation Improvement Program (TIP), *Connected2045*, and the Related Air Quality Conformity Determination – Requested by Missouri Sponsors

Date: March 15, 2022

The Missouri Department of Transportation (MoDOT) has requested to amend the FY 2022-2025 TIP, *Connected2045*, and the related Air Quality Conformity Determination. In all, they are requesting to add one new scoping project. This memo outlines the requested change.

Missouri Scoping Project

MoDOT has requested to add one scoping project. MoDOT's scoping policy is intended to ensure that projects have defined scopes and construction cost estimates before they are committed to the TIP. At this time, there is no construction funding committed to this project and the project entails preliminary engineering only (30 percent engineering).

The new scoping project is summarized on the following table:

New Scoping Project - Missouri					
Sponsor / TIP #/	Title – Limits	Description of Work	County	Fed/Total Cost for Design	Est. Cost Range for Construction
MoDOT / 7220Z-22 / 6S3669	US 67 – Over Coldwater Creek and Lynn Haven Lane	Scoping for bridge rehabilitation	St. Louis	\$324,000 / \$405,000	\$5 million to \$10 million

Staff Recommendation: Staff recommends that the FY 2022-2025 TIP, *Connected2045*, and related Air Quality Conformity Determination be revised to add one new scoping project as summarized above and detailed in the attachment. This project is exempt with respect to air quality in accordance with federal regulations (40 CFR 93.126).

Gateway Tower
One Memorial Drive, Suite 1600
St. Louis, MO 63102-2451

314-421-4220
618-274-2750
Fax 314-231-6120

webmaster@ewgateway.org
www.ewgateway.org



EAST-WEST GATEWAY
Council of Governments

Creating Solutions Across Jurisdictional Boundaries

Chair

Dennis Gannon
County Executive, Jefferson County

Vice Chair

Mark A. Kern
Chairman, St. Clair County Board

2nd Vice Chair

Tishaura Jones
Mayor
City of St. Louis

Executive Committee

Tim Brinker
Presiding Commissioner
Franklin County
Steve Ehlmann
County Executive, St. Charles County

Dennis M. Knobloch
County Board Chairman
Monroe County

Dr. Sam Page
County Executive, St. Louis County

Kurt Prenzler
Chairman
Madison County Board

Members

Terry Briggs
President
Municipal League of Metro St. Louis

Ron Counts
Mayor, City of Arnold
Jefferson County

Honorable Rita Heard Days
Councilwoman, 1st Council District
St. Louis County

Robert Eastern III
Mayor, City of East St. Louis

Mark Kupsky
President, Southwestern Illinois
Council of Mayors

Roy Mosley
St. Clair County

Lewis Reed
President, Board of Aldermen
City of St. Louis

David Schwind
Madison County

Herbert Simmons
President, Southwestern Illinois
Metropolitan & Regional
Planning Commission

Seth Speiser
Vice President, Southwestern Illinois
Council of Mayors

Donald R. Summers, Jr.
St. Louis County

John White
St. Charles County

Regional Citizens

Barbara Geisman
C. William Grogan
John A. Laker
Ron Williams

Non-voting Members

Holly Bieneman
Illinois Department of Transportation

Vacant
Illinois Department of Commerce
and Economic Opportunity

Patrick McKenna
Missouri Department of Transportation

Taulby Roach
Bi-State Development

Aaron Willard
Missouri Office of Administration

Executive Director

James M. Wild

Memo to: Board of Directors
From: Staff
Subject: Regional Security Expenditures
Date: March 15, 2022

Staff is requesting authorization to expend funds in support of regional security that will improve the region's disaster preparedness and response capabilities. Funding will come from the U.S. Department of Homeland Security's Urban Area Security Initiative (UASI) grant program. Attachment A summarizes the purchases, totaling \$322,016.00.

ST. LOUIS FUSION CENTER:

Critical Infrastructure Coordinator Position – The Critical Infrastructure Coordinator facilitates emergency planning and preparedness activities among key resource (KR) and critical infrastructure (CI) sites within the region. The overarching goal of this position is to provide information on hardening security at vulnerable facilities and provides guidance on how to deter a terrorist attack to the region's susceptible critical infrastructure. One of the key roles of the CI/KR Coordinator is to work with the U.S. Department of Homeland Security (DHS) in providing regional CI/KR data, which DHS uses to determine the region's threat, vulnerability and consequence to a terrorist attack. The Coordinator participates in quarterly DHS conference calls on critical infrastructure and key resource identification. Because DHS grant funding is tied to the region's existing critical infrastructure and key resources, these DHS data calls are critical to keep the region's infrastructure data up to date. This has allowed the region to maintain a level of grant funding which is critical to local police, fire, public health and related health care and medical response agencies. Therefore, staff is requesting approval to enter into an agreement with St. Louis County, Missouri to provide funding from the UASI FY 2020 grant to support the CI/KR Coordinator position within the St. Louis Fusion Center for the period of August 1, 2022 through July 31, 2023. Total cost for the salary and benefits for the CI/KR Coordinator position will not exceed \$139,016.

Gateway Tower
One Memorial Drive, Suite 1600
St. Louis, MO 63102-2451

314-421-4220
618-274-2750
Fax 314-231-6120

webmaster@ewgateway.org
www.ewgateway.org

Board of Directors
March 15, 2022
Page 2

Intelligence Analyst Position – The Intelligence Analyst position is a core function of the St. Louis Fusion Center, analyzing information and identifying trends to share timely law enforcement intelligence data with federal, state and local law enforcement entities. Duties include researching tactics, techniques and procedures of domestic and international terrorist groups, developing safety alerts and bulletins for St. Louis regional law enforcement agencies, responding to requests for information from private sector, local, state and federal sources, working in collaboration with Fusion Centers from around the country to develop timely and accurate intelligence products and analyzing federal law enforcement data for determination of relevance for the St. Louis region. Staff is requesting approval to enter into an agreement with St. Charles County, Missouri to provide funding from the UASI FY 2020 grant to support the Intelligence Analyst position in the St. Louis Fusion Center for the period of August 1, 2022 through July 31, 2023. The total cost for salary and benefits for the Intelligence Analyst position will not exceed \$75,000.

Project Manager for the St. Louis Regional License Plate Recognition Database (LPRD) and Mugshot Recognition Technology (SMRT) Databases – The Project Manager for the LPRD / SMRT is a part time position within the St. Louis Fusion Center. This position facilitates and oversees the implementation of the regional law enforcement license plate reader and mugshot recognition databases. Duties include facilitating an independent audit of LPRD / SMRT users and ensuring compliance with the Fusion Center’s privacy policies and end user agreements. Maintaining these databases allows all law enforcement agencies across the region to share critical suspect information. The LPRD / SMRT Project Manager requires an in-depth knowledge of the operations, capabilities, restrictions and maintenance of the LPRD and SMRT systems. The position will work with regional law enforcement agencies to solicit their participation while managing the progress of the system. The City of Richmond Heights Police Department has agreed to provide the LPRD /SMRT Project Manager, therefore staff is requesting approval to enter into a sub-award agreement with the City of Richmond Heights, Missouri in an amount not to exceed \$30,000 for salary and benefits for the period of August 1, 2022 through July 31, 2023. Funding will come from the UASI FY 2020 grant.

REGIONAL RESPONSE TEAMS:

Mass Spectrometer Chemical Detection System – Staff is seeking approval to purchase quantity one (1) handheld high pressure mass spectrometer system for the St. Clair Special Emergency Services Association’s Hazardous Materials Response Team.

Board of Directors
March 15, 2022
Page 3

The mass spectrometer detects chemicals, explosives, narcotics and other dangerous elements within seconds during incident responses and events. The total cost of one (1) system will not exceed \$78,000. Funding will come from the UASI 2019 grant.

STAFF RECOMMENDATION:

Staff recommends that the Board approve the expenditure of funds as follows:

- For a sub-award to St. Louis County, Missouri for the Critical Infrastructure / Key Resource Coordinator position in an amount not to exceed \$139,016;
- For a sub-award to St. Charles County, Missouri for the Intelligence Analyst position in an amount not to exceed \$75,000;
- For a sub-award to the City of Richmond Heights, Missouri for the Automated License Plate Recognition and Mugshot Recognition Databases Project Manager position in an amount not to exceed \$30,000;
- For the purchase of quantity one (1) mass spectrometer chemical detection system from 908 Devices Inc. in an amount not to exceed \$78,000;

for a total amount not to exceed \$322,016 from the UASI grant program.

ATTACHMENT A

Expenditures for Equipment and Services

March 7, 2022

<u>Vendor</u>	<u>Description</u>	<u>Jurisdiction/Agency</u>	<u>Quantity</u>	<u>Cost</u>
Emergency Response Planning & Organization (UASI)				
St. Louis County, Missouri	Critical Infrastructure Coordinator Sub-Award	St. Louis County	1	\$139,016
St. Charles County, Missouri	Intelligence Analyst Position Sub-Award	St. Charles County	1	\$75,000
City of Richmond Heights, Missouri	Project Manager - LPRD/SMRT Sub-Award	City of Richmond Heights, MO	1	\$30,000
Emergency Response Equipment (UASI)				
908 Devices Inc. (Boston, MA)	Mass Spectrometer Chemical Detection System	St. Clair County	1	\$78,000
TOTAL EXPENDITURES				\$ 322,016

Total UASI Expenditures: \$322,016