

Listing of Obligated Projects for  
St. Louis Metropolitan Area  
For Federal Fiscal Year 2020

October 1, 2019 – September 30, 2020

Prepared By:



**EAST-WEST GATEWAY**  
**Council of Governments**

Gateway Tower  
One Memorial Drive, Suite 1600  
St Louis, Missouri 63102-2451

Published December 2020

## Obligation Report for East-West Gateway Council of Governments

As required by 23 CFR 450.334, Metropolitan Planning Organizations (MPOs) are required to publish a listing of projects for which federal funds were obligated in the previous fiscal year. The following report details projects that obligated federal funds in Madison, Monroe, and St. Clair Counties in Illinois, and Franklin, Jefferson, St. Charles, and St. Louis Counties and the City of St. Louis in Missouri. This report documents federal funds obligated by the Illinois Department of Transportation (IDOT), Missouri Department of Transportation (MoDOT), local public agencies, Bi-State Development/Metro, and Madison County Transit District (MCTD). By definition, 'obligated' means that federal funds were authorized and committed by the State or designated recipient, and authorized by the Federal Highway Administration (FHWA) or awarded as a grant by the Federal Transit Administration (FTA). In some cases, FHWA funds are transferred to FTA. Once they are transferred to FTA for a transit project, the funds are administered as FTA funds and take on all the requirements of the FTA program.

This report documents the flow of federal funds in the region for federal fiscal year 2020 (October 1, 2019 – September 30, 2020) and was compiled based on information received from partner agencies including MoDOT, FHWA-Illinois Division, Metro, and Madison County Transit District. Within each agency a unique identifier or sponsor number is given to a project. The MPO identification number is called a TIP number. Projects can also be identified by the title and description of the improvements. These projects are listed on the following pages.

[Appendix A](#) defines 23 CFR 450.334. [Appendix B](#) details Advance Construction projects in Illinois. [Appendix C](#) provides a graphic summary of obligations, including a breakdown of funding by agency.



The East-West Gateway area

## Listing of Projects Obligating Federal Funds in FY 2020

## How to Read This Obligation Report

Project Information									As Programmed in TIP		Actual Budget to Date		Obligation	Federal Funds Remaining
Sponsor	Title	Description	County	TIP #	Sponsor #	Bike Elements	Ped Elements	Length (Miles)	Total Project Cost	Total Federal Cost	Total Project Cost	Total Federal Cost	Federal Funds Obligated in FY 2020 (10/1/19 - 9/30/20)	
ARNOLD	TENBROOK ROAD/ FOX SCHOOLS EXIT	AT JEFFCO BLVD (US 61/67) - LEFT TURN LANES - SIDEWALK - INTERSECTION IMPROVEMENT	JEFFERSON	6624-16	CMAQ-5403(668)	N	Y	0.1	\$809,597	\$566,717	\$801,626	\$541,417	(\$25,301)	\$25,300

### Project Information – This section gives background on the project

1. Sponsor – Agency in charge of project
2. Title – Project title
3. Description – Details of location and/or type of improvement
4. County – County in which project is located
5. TIP # – East-West Gateway Council of Governments project identification number
6. Sponsor # – Identification number given to project by Federal Highway Administration, IDOT, or MoDOT, or contract number for Metro or MCTD
7. Bike Elements – Identifies projects that have bike elements such as bike lanes shared use paths, etc.
8. Pedestrian Elements – Identifies projects that have pedestrian elements such as sidewalks, shared use paths, etc.
9. Length – Project length in miles

### As Programmed in TIP – This section shows how the project appeared in the Transportation Improvement Program

1. Total Project Cost – Total estimated project cost as identified in Transportation Improvement Program
2. Total Federal Cost – Estimated federal cost or share as identified in Transportation Improvement Program

### Actual Budget to Date – This section details the actual costs for the project

1. Total Project Cost – Actual costs incurred on project to date
2. Total Federal Cost – Federal funds obligated to date

### Federal Funds Obligated in FY 2020

1. Federal Funds Obligated – Federal funds obligated for project during federal fiscal year 2020 (October 1, 2019 – September 30, 2020). Negative amounts indicate de-obligation or reduction of federal funds. De-obligation may occur if the project is under budget

**Federal Funds Remaining** – Difference between federal funds programmed in Transportation Improvement Program and actual amount of federal funds obligated

Projects Obligating Federal Highway Administration Funds - Missouri

Project Information									As Programmed in TIP		Actual Budget to Date		Obligated	Federal Funds Remaining
Sponsor	Title	Description	County	TIP #	Sponsor #	Bike Elements	Ped Elements	Length (Miles)	Total Project Cost	Total Federal Cost	Total Project Cost	Total Federal Cost	Federal Funds Obligated in FY 2020 (10/1/19-9/30/20)	
BALLWIN	RAMSEY LANE BRIDGE	OVER FISHPOT CREEK REPLACE BRIDGE	ST. LOUIS	6577-16	STP-4939(607)	No	Yes	0.10	\$874,600	\$699,680	\$820,746	\$655,314	(\$11,343)	\$44,366
BELLEFONTAINE NEIGHBORS	ASHBROOK DRIVE AND CABOT DRIVE ROADWAY AND SIDEWALK	ASHBROOK DR - CHAMBERS ROAD TO CABOT DRIVE CABOT DR - ASHBROOK DRIVE TO COBURG LANDS	ST. LOUIS	6578-16	STP-5422(619)	No	Yes	0.65	\$1,046,795	\$837,436	\$897,374	\$717,899	\$4,879	\$119,537
CHESTERFIELD	SCHOETTLER ROAD BRIDGE	OVER CREVE COEUR CREEK REPLACE BRIDGE - SIDEWALK	ST. LOUIS	6302-15	BRM-5410(623)	Yes	Yes	0.10	\$2,003,100	\$1,602,480	\$1,803,968	\$1,425,636	(\$1,157)	\$176,844
CLAYTON	MARYLAND AVENUE	HANLEY RD TO WESTERN CITY LIMIT (NEAR GAY) RESURFACING - CURB RAMPS	ST. LOUIS	6717-19	STP-5438(612)	No	Yes	0.84	\$1,264,947	\$948,710	\$1,506,217	\$948,710	\$948,710	\$0
CREVE COEUR	EMERSON ROAD	OLD BALLAS RD TO 1800' SOUTH RESURFACING - CURB AND GUTTER	ST. LOUIS	6718-20	STP-5526(644)	No	No	0.34	\$657,000	\$444,000	\$631,928	\$444,000	\$444,000	\$0
CREVE COEUR	FERNVIEW DRIVE	GALLAGHER DR TO OLIVE BLVD RESURFACING	ST. LOUIS	6816-21	STP-5526(645)	No	No	0.42	\$386,000	\$250,000	\$219,574	\$167,137	\$104,183	\$82,863
DE SOTO	AMVETS DRIVE SIDEWALK	DE SOTO MIDDLE SCHOOL TO 3RD ST SIDEWALK (6')	JEFFERSON	6652-17	TAP-2200(610)	No	Yes	0.60	\$550,564	\$404,084	\$494,118	\$395,295	\$36,554	\$8,789
DE SOTO	MAIN ST BRIDGE	OVER TANYARD BRANCH REPLACE BRIDGE	JEFFERSON	6558-15	BRM-2200(608)	No	Yes	0.10	\$998,387	\$798,710	\$726,092	\$580,874	(\$86,368)	\$217,836
DES PERES	BOPP ROAD	MANCHESTER RD TO NORTHERN CITY LIMIT RESURFACING - CURB RAMPS	ST. LOUIS	6722-18	STP-5555(612)	No	Yes	1.25	\$522,148	\$417,719	\$566,508	\$417,719	\$361,947	\$0
DES PERES	DES PERES ROAD	AT OLD DES PERES RD ROUNDABOUT - SIDEWALK	ST. LOUIS	6976-20	CMAQ-5555(615)	No	Yes	0.26	\$1,650,200	\$1,320,160	\$155,693	\$124,554	\$124,554	\$1,195,606
DES PERES	MANCHESTER ROAD IMPROVEMENTS	BALLAS RD TO MEIER LN ACCESS MANAGEMENT - CROSSWALK IMPR. - BUS STOP IMPR	ST. LOUIS	6897-20	6S3259	No	Yes	1.05	\$420,800	\$336,640	\$58,008	\$39,000	\$39,000	\$297,640
DES PERES	OAK DRIVE BRIDGE	OVER TWO-MILE CREEK REPLACE BRIDGE	ST. LOUIS	6309-15	STP-5555(611)	No	Yes	0.10	\$766,692	\$569,994	\$626,774	\$501,419	(\$16,757)	\$68,575
EDMUNDSON	TRAVERSE LANE AND HEATH DRIVE SIDEWALK	TRAVERSE: HEATH DR TO EDMUNDSON RD; HEATH: TRAVERSE TO SCHOOL - SIDEWALK (6') - LIGHTING	ST. LOUIS	6868-19	TAP-7303(618)	No	Yes	0.30	\$430,746	\$297,795	\$260,262	\$208,210	(\$35,868)	\$89,585
EWGCOG	MPO PLANNING FUNDS	2021 OBLIGATION FOR THE 2021 ANNUAL CPG AGREEMENT FOR EWG	N/A	N/A	00FY521	N/A	N/A	N/A	N/A	N/A	\$5,616,698	\$4,493,413	\$4,493,413	N/A
FENTON	ALLEN RD	OLD HIGHWAY 141 TO JEFFERSON COUNTY LINE RECONSTRUCTION	ST. LOUIS	6817-19	STP-4989(611)	No	No	0.80	\$545,500	\$436,400	\$74,724	\$59,780	\$12,000	\$376,620
FENTON	OLD GRAVOIS ROAD, PHASE 1	WATER STREET TO FERRY STREET RECONSTRUCT - ADD SIDEWALKS - ADA IMPROVEMENTS	ST. LOUIS	6311-15	STP-4989(608)	No	Yes	0.40	\$1,302,000	\$1,041,600	\$1,304,589	\$1,041,600	\$62,447	\$0
FENTON	OLD GRAVOIS ROAD, PHASE 2	FERRY ST TO MO 141 RECONSTRUCT - SIDEWALK (5')	ST. LOUIS	6581-17	STP-5543(604)	No	Yes	0.40	\$1,927,000	\$1,541,600	\$1,919,649	\$1,535,719	\$1,369,784	\$5,881
FENTON	RUDDER ROAD	LARKIN WILLIAMS RD TO 200' E/O FENTON BUSINESS CT RECONSTRUCTION - SIDEWALK (5')	ST. LOUIS	6912-20	STP-4989(614)	No	Yes	0.50	\$1,578,877	\$1,263,102	\$145,733	\$116,586	\$116,586	\$1,146,516
FERGUSON	FLORISSANT ROAD	THOROUGHMAN AVE TO WOODSTOCK AVE RESURFACING	ST. LOUIS	6920A-20	STP-5583(607)	No	No	1.50	\$980,500	\$784,400	\$77,600	\$62,080	\$62,080	\$722,320
FERGUSON	FROST AVENUE	FORD DR TO FLORISSANT RD RESURFACING - CURB RAMPS	ST. LOUIS	6920B-20	STP-5583(608)	No	Yes	0.50	\$427,968	\$342,374	\$83,997	\$67,198	\$67,198	\$275,176
FESTUS	3RD STREET SIDEWALK	SUNSHINE DR TO HOLLY DR SIDEWALK (5') ON BOTH SIDES - LIGHTING	JEFFERSON	6818-20	STP-2600(610)	No	Yes	0.34	\$414,304	\$273,240	\$433,534	\$273,240	\$273,240	\$0
FESTUS SPECIAL ROAD DISTRICT	MEYER ROAD	US 67 TO SE OF WATSON RD OVERLAY	JEFFERSON	6819-20	STP-2600(611)	No	No	1.70	\$368,227	\$256,680	\$276,137	\$220,909	\$185,436	\$35,771
FESTUS SPECIAL ROAD DISTRICT	OLD HWY A	GRAN VISTA DR TO MO A RESURFACING	JEFFERSON	6726-19	STP-2600(609)	No	No	2.10	\$413,716	\$285,296	\$319,656	\$255,725	\$33,558	\$29,571
FLORISSANT	N LAFAYETTE STREET	WASHINGTON ST TO US 67 RESURFACING - BASE REPAIRS - ADD SIDEWALKS (5')	ST. LOUIS	6483-16	STP-5595(614)	No	Yes	0.55	\$2,716,672	\$2,173,337	\$2,237,762	\$1,790,210	(\$136,033)	\$383,127
FRANKLIN COUNTY	BEND ROAD BRIDGE	OVER MERAMEC RIVER (AND APPROACHES) REPLACE BRIDGE - REALIGN ROAD	FRANKLIN	6303-14	BRM-9900(638)	No	No	0.35	\$4,694,804	\$3,623,843	\$4,386,245	\$3,508,996	(\$82,795)	\$114,847
FRANKLIN COUNTY	BOEUF CREEK ROAD BRIDGE	OVER BRANCH OF BOEUF CREEK (APPROX. 1.25 MI W/O MO 185) REPLACE BRIDGE	FRANKLIN	6820-19	STP-5490(615)	No	No	0.10	\$840,000	\$672,000	\$129,850	\$88,000	\$16,000	\$584,000
FRANKLIN COUNTY	ELMONT ROAD	OVER LITTLE BOONE CREEK REPLACE BRIDGE	FRANKLIN	6906-20	STP-6006(604)	No	No	0.10	\$830,716	\$664,571	\$89,768	\$71,814	\$71,814	\$592,757
FRANKLIN COUNTY	FIDDLE CREEK ROAD BRIDGE	OVER FIDDLE CREEK REPLACE BRIDGE (# 0800022)	FRANKLIN	6602-16	STP-5489(609)	No	No	0.10	\$751,000	\$600,800	\$728,653	\$582,922	(\$17,878)	\$17,878

Projects Obligating Federal Highway Administration Funds - Missouri

Project Information									As Programmed in TIP		Actual Budget to Date		Obligated	Federal Funds Remaining
Sponsor	Title	Description	County	TIP #	Sponsor #	Bike Elements	Ped Elements	Length (Miles)	Total Project Cost	Total Federal Cost	Total Project Cost	Total Federal Cost	Federal Funds Obligated in FY 2020 (10/1/19-9/30/20)	Federal Funds Remaining
GREAT RIVERS GREENWAY DISTRICT	CONFLUENCE GREENWAY	RIVERFRONT TRAIL CONNECTION TO DOWNTOWN LAND ACQ SAFETEA-LU EARMARK - SEC. 1702 # 1958 - MO 116	ST. LOUIS CITY	4602-07	600010	No	No	0.00	\$629,930	\$503,944	\$0	\$0	(\$136,338)	\$503,944
GREEN PARK	GREEN PARK ROAD	LIN VALLE DRIVE TO EAST OF GREEN PARK INDUSTRIAL DR RECONSTRUCTION - SHARED USE PATH (8')	ST. LOUIS	6585-16	STP-4911(602)	Yes	Yes	0.50	\$1,408,195	\$1,126,556	\$1,366,870	\$1,093,496	\$159,948	\$33,060
HAZELWOOD	PHANTOM DRIVE	MISSOURI BOTTOM RD TO JAMES S. MCDONNELL BLVD LN REDUCTION 4 TO 2 LNS - TURN LANES - SIDEWALK (6')	ST. LOUIS	6900-20	STP-5408(608)	No	Yes	0.67	\$4,252,755	\$2,126,378	\$350,451	\$280,361	\$280,361	\$1,846,017
HILLSBORO	BUSINESS 21, PHASE 3	LEON HALL PARKWAY TO MAIN STREET TWO WAY TURN LANE - SIDEWALK (6')	JEFFERSON	6637-17	CMAQ-5476(610)	No	Yes	0.42	\$1,019,473	\$721,832	\$838,636	\$670,909	\$13,537	\$50,923
JEFFERSON COUNTY	ANTIRE ROAD	AT WILLIAMS CREEK RD INTERSECTION IMPROVEMENTS	JEFFERSON	6604B-18	STP-5460(604)	No	No	0.11	\$399,000	\$319,200	\$398,685	\$318,948	(\$252)	\$252
JEFFERSON COUNTY	ARMBRUSTER, DOSS HOLLOW, HARNESS BRIDGES	OVER HAVERSTICK, PLATTIN, TRIB HOCUM HOLLOW CREEKS REPLACE BRIDGE	JEFFERSON	6913A-20	STP-5403(691)	No	No	0.10	\$2,311,880	\$1,849,505	\$446,298	\$357,038	\$357,038	\$1,492,467
JEFFERSON COUNTY	BIG HOLLOW ROAD BRIDGE	OVER SALINE CREEK REPLACE BRIDGE	JEFFERSON	6317-15	STP-9900(646)	No	No	0.50	\$1,271,500	\$1,017,200	\$1,093,831	\$870,814	(\$35,348)	\$146,386
JEFFERSON COUNTY	CHARTER CHURCH ROAD BRIDGE	OVER PLATTIN CREEK AT MITCH SWEET RD BRIDGE REPLACEMENT	JEFFERSON	6730A-18	STP-5403(673)	No	No	0.09	\$1,130,810	\$904,648	\$1,165,044	\$904,648	\$755,261	\$0
JEFFERSON COUNTY	DOC SARGENT BRIDGE	OVER LABARQUE CREEK BRIDGE REPLACEMENT	JEFFERSON	6730B-18	STP-5403(674)	No	No	0.06	\$744,643	\$595,714	\$847,716	\$595,714	\$483,714	\$0
JEFFERSON COUNTY	EAST FOUR RIDGE ROAD	OLD LEMAY FERRY RD TO 800' EAST OF OLD STATE RT 21 RESURFACING	JEFFERSON	6730C-19	STP-5476(611)	No	No	2.74	\$168,000	\$134,400	\$142,251	\$113,801	(\$20,599)	\$20,599
JEFFERSON COUNTY	EAST ROCK CREEK ROAD	850' WEST OF GARY RD TO 150' WEST OF GARY RD CURVE REALIGNMENT - SHOULDER	JEFFERSON	6821A-19	STP-5403(677)	No	No	0.13	\$440,600	\$352,480	\$79,568	\$28,000	\$16,000	\$324,480
JEFFERSON COUNTY	HILLSBORO HOUSE SPRINGS ROAD BRIDGE	OVER BOURNE CREEK REPLACE BRIDGE	JEFFERSON	6913D-20	STP-5403(693)	No	No	0.10	\$1,055,551	\$844,440	\$129,800	\$103,840	\$103,840	\$740,600
JEFFERSON COUNTY	MAIN STREET	MO MM TO 700' NORTH OF MO MM (IN HOUSE SPRINGS) RECONSTRUCTION - SIDEWALK (4')	JEFFERSON	6821C-19	STP-5403(679)	No	Yes	0.13	\$602,000	\$481,600	\$73,970	\$59,176	\$3,176	\$422,424
JEFFERSON COUNTY	MILLER ROAD, PHASE 1	AT SPRING FOREST ROAD REALIGN INTERSECTION	JEFFERSON	6821E-19	STP-5403(680)	No	No	0.32	\$786,400	\$550,480	\$101,400	\$70,980	\$11,480	\$479,500
JEFFERSON COUNTY	OLD ANTONIA ROAD	OLD HIGHWAY M TO WEST OF IMPERIAL MAIN RESURFACING	JEFFERSON	6730E-19	STP-5479(603)	No	No	1.66	\$253,600	\$202,880	\$221,850	\$177,480	(\$25,400)	\$25,400
JEFFERSON COUNTY	OLD LEMAY FERRY ROAD	0.42 MI. S/O REGENCY WOODS PL TO KNEFF RD SAFETY IMPROVEMENTS - SHOULDERS (4') - HIGH FRICTION TREATMENT	JEFFERSON	6952E-18	STP-5461(611)	No	No	0.54	\$2,161,683	\$1,729,345	\$214,500	\$171,600	\$171,600	\$1,557,745
JEFFERSON COUNTY	OLD LEMAY FERRY ROAD, PHASE 1	AT EAST ROCK CREEK ROAD INTERSECTION REALIGNMENT	JEFFERSON	6713-18	STP-5461(609)	No	No	0.28	\$2,101,638	\$1,050,818	\$799,727	\$380,930	\$245,930	\$669,888
JEFFERSON COUNTY	ROUGGLY KIEPE ROAD BRIDGE	OVER TRIBUTARY TO SALINE CREEK REPLACE BRIDGE	JEFFERSON	6821I-19	STP-5403(685)	No	No	0.10	\$720,800	\$576,640	\$162,507	\$130,006	\$16,000	\$446,634
JEFFERSON COUNTY	SECKMAN ROAD	AT MASTODON STATE PARK REALIGN INTERSECTION - LEFT TURN LN - SHOULDERS (8')	JEFFERSON	6913E-20	STP-7202(604)	No	No	0.22	\$1,015,000	\$710,500	\$129,445	\$103,556	\$103,556	\$606,944
JEFFERSON COUNTY	SECKMAN ROAD, PHASE 2	700' W/O OUTER RD TO 400' E/O MASTODON PARK ENT. SHOULDER (8') - OVERLAY - CURB & GUTTER - SAFETY IMPR.	JEFFERSON	6952G-21	STP-5461(612)	No	No	0.56	\$1,357,140	\$949,998	\$99,995	\$79,996	\$79,996	\$870,002
JEFFERSON COUNTY	WHITEHEAD ROAD BRIDGE	OVER TRIBUTARY OF COTTER CREEK BRIDGE REPLACEMENT	JEFFERSON	6730H-18	STP-5403(675)	No	No	0.10	\$669,400	\$535,520	\$649,520	\$519,616	\$399,616	\$15,904
JEFFERSON COUNTY PORT AUTHORITY	MARINE VESSEL ENGINE REPOWER - 2020	REPOWER FOUR MARINE VESSELS SERVING MISSISSIPPI R. IN NON-ATTAINMENT AREA - 1 FERRY, 2 TOWBOATS, 1 DREDGE	MULTI-COUNTY-M	6928-21	CMAQ-5403(694)	No	No	0.00	\$2,124,984	\$1,699,987	\$2,124,984	\$1,699,987	\$1,699,987	\$0
JEFFERSON COUNTY PORT AUTHORITY	MARINE VESSEL ENGINE REPOWER - 2021	REPOWER TWO MARINE VESSELS SERVING MISSISSIPPI R AND MISSOURI R. IN NON-ATTAINMENT AREA - 1 TOWBOAT 1 FERRY	MULTI-COUNTY-M	6977-21	CMAQ-5403(699)	No	No	0.00	\$1,155,196	\$607,607	\$737,494	\$387,905	\$387,905	\$219,702
KIRKWOOD	KIRKWOOD ROAD	MANCHESTER ROAD TO BIG BEND BOULEVARD SIGNAL OPTIMIZATION - INTERCONNECT - UPGRADE SIGNALS	ST. LOUIS	6627-16	CMAQ-5502(605)	No	No	2.30	\$5,407,640	\$3,974,409	\$5,224,984	\$3,854,019	\$71,825	\$120,390

Projects Obligating Federal Highway Administration Funds - Missouri

Project Information									As Programmed in TIP		Actual Budget to Date		Obligated	Federal Funds Remaining
Sponsor	Title	Description	County	TIP #	Sponsor #	Bike Elements	Ped Elements	Length (Miles)	Total Project Cost	Total Federal Cost	Total Project Cost	Total Federal Cost	Federal Funds Obligated in FY 2020 (10/1/19-9/30/20)	
KIRKWOOD	N. GEYER ROAD	ADAMS AVE TO MANCHESTER RD RESURFACING - CURB AND GUTTER - CURB RAMPS	ST. LOUIS	6731-18	STP-5502(608)	No	Yes	1.10	\$1,213,077	\$970,462	\$1,180,572	\$944,458	\$882,722	\$26,004
LADUE	LAY ROAD	CLAYTON ROAD TO MCKNIGHT ROAD RESURFACING - ADD SIDEWALK	ST. LOUIS	6488-16	STP-5529(613)	No	Yes	0.65	\$1,476,189	\$1,180,952	\$1,085,132	\$856,861	(\$56,288)	\$324,091
LAKE SAINT LOUIS	LAKE SAINT LOUIS BLVD ROUNDABOUT	AT VETERANS MEMORIAL PKWY & I-70 EB ON/OFF RAMPS CONSTRUCT ROUNDABOUT - SIDEWALK (6')	ST. CHARLES	6822-19	6S3408	No	Yes	0.70	\$2,100,000	\$1,250,000	\$396,549	\$237,691	\$29,762	\$1,012,309
LAKE SAINT LOUIS	LAKE SAINT LOUIS BLVD, PHASE 2	PLEASANT MEADOWS DR TO BLUE COVE TERRACE RESURFACING	ST. CHARLES	6732-20	STP-5418(614)	No	No	0.75	\$1,022,108	\$817,686	\$678,500	\$542,800	\$350,804	\$274,886
LAKE SAINT LOUIS	RONALD REAGAN DRIVE & HAWKS RIDGE TRAIL	REAGAN: I-64-MO N; HAWKS RIDGE: RIDGEWAY-MO N RESURFACING - SIDEWALKS (5')	ST. CHARLES	6901-20	STP-5418(616)	No	Yes	1.10	\$1,544,470	\$1,235,576	\$124,802	\$99,842	\$99,842	\$1,135,734
LAND CLEARANCE FOR REDEV. AUTHORITY	LACLEDE'S LANDING COBBLESTONE/STREETSCAPE	SECOND ST- WASHINGTON TO MORGAN ST FIRST ST - WASHINGTON TO MORGAN ST (ADD ALTERNATE)	ST. LOUIS CITY	5457-11	STP-5401(664)	No	Yes	0.10	\$1,266,000	\$1,000,000	\$1,144,502	\$915,602	(\$2,738)	\$84,398
MADISON COUNTY TRANSIT DISTRICT	RIDEFINDERS 2005 - MO	VAN FLEET EXPANSION/REPLACEMENT - 3-YEAR PROGRAM PURCHASE VANS TO REPLACE AND EXPAND FLEET	MULTI-COUNTY-M	4466B-06	CMAQ-5401(603)	No	No	0.00	\$2,246,400	\$2,246,400	\$1,434,891	\$1,434,891	(\$485,884)	\$811,509
MANCHESTER	DOUGHERTY FERRY ROAD	150' S/O CHARLESTON PLACE CT TO 150' S/O COUNTRY STONE DR RESURFACING - REALIGNMENT	ST. LOUIS	6733-18	STP-5504(601)	No	Yes	0.30	\$644,150	\$515,320	\$646,105	\$515,320	\$443,469	\$0
MANCHESTER	SPRING MEADOWS DRIVE BRIDGE	OVER GRAND GLAIZE CREEK REPLACE BRIDGE - SIDEWALK	ST. LOUIS	6608-16	STP-5500(683)	No	Yes	0.10	\$830,000	\$664,000	\$765,746	\$612,597	\$24,371	\$51,403
MAPLEWOOD	MANCHESTER ROAD	BIG BEND BLVD TO CITY LIMITS (150' E/O YALE AVE) RESURFACING - CURB RAMPS - MID-BLOCK XING	ST. LOUIS	6902-20	STP-5536(613)	No	Yes	0.65	\$1,600,000	\$1,280,000	\$149,301	\$119,441	\$119,441	\$1,160,559
MODOT	BRIDGE INSPECTIONS	ST LOUIS CITY - 2017 NON STATE BRIDGE INSPECTION PROGRAM	ST. LOUIS CITY	N/A	NBIS624	No	No	0.00	N/A	N/A	\$27,970	\$22,376	(\$16)	N/A
MODOT	BRIDGE INSPECTIONS	2020 NON STATE BRIDGE INSPECTIONS FOR ST LOUIS COUNTY	ST. LOUIS	N/A	NBIS628	No	No	0.00	N/A	N/A	\$44,036	\$35,229	\$35,229	N/A
MODOT	BRIDGE INSPECTIONS	ST LOUIS CITY; 2020 NON STATE BRIDGE INSPECTIONS	ST. LOUIS CITY	N/A	NBIS629	No	No	0.00	N/A	N/A	\$35,000	\$28,000	\$28,000	N/A
MODOT	I-170	AT MIDLAND BLVD & LACKLAND RD BRIDGE REHABILITATION (BRIDGES A3173,A3602)	ST. LOUIS	6887N-19	6S3404	No	No	0.07	\$6,649,000	\$5,984,100	\$13,423	\$10,738	(\$273,262)	\$5,973,362
MODOT	I-255	BRIDGE AT KOCH ROAD BRIDGE REHABILITATION. INVOLVES EAST AND WEST BOUND BRIDGE A2590	ST. LOUIS	6990I-20	6I3500	No	No	0.43	\$4,374,000	\$3,499,200	\$323,000	\$290,700	\$290,700	\$3,208,500
MODOT	I-270	I-70 TO WEST OF THE MISSISSIPPI RIVER ENVIRONMENTAL STUDY	ST. LOUIS	5743-13	6I3020	No	No	15.50	\$2,709,000	\$2,438,100	\$1,808,156	\$1,583,979	(\$814)	\$854,122
MODOT	I-270	AT MO N INTERCHANGE BRIDGE REPLACEMENT (L0745)	ST. LOUIS	4208B-06	6I1896	No	No	0.20	\$798,000	\$718,200	\$1,163	\$930	(\$719,070)	\$717,270
MODOT	I-270	I-44 TO I-55 PAVEMENT IMPROVEMENTS	ST. LOUIS	5969E-13	6I3113	No	No	5.93	\$12,352,000	\$11,116,500	\$6,346,078	\$5,764,544	(\$51,384)	\$5,351,956
MODOT	I-270	MO 364 TO I-44 PAVEMENT IMPROVEMENTS	ST. LOUIS	6651Z-16	6I3157	No	No	10.69	\$19,752,000	\$17,776,000	\$13,662,648	\$12,391,133	(\$1,792,677)	\$5,384,867
MODOT	I-270	PAVEMENT, BRIDGE, & ADA TRANS. PLAN IMPROVEMENTS-I270 NORTH ON DISCONNECTED SEGMENTS - DESIGN BUILD	ST. LOUIS	6050I-17	6I3020B	No	No	15.52	\$280,485,000	\$224,588,000	\$274,225,879	\$232,969,123	\$50,367,220	(\$8,381,123)
MODOT	I-270	AT MO 370 BRIDGE IMPROVEMENTS (A4888, A4889, A4900, A4901, AND A4947)	ST. LOUIS	6788U-17	6I3248	No	No	0.48	\$621,000	\$496,800	\$653,426	\$588,083	\$6,773	(\$91,283)
MODOT	I-270	MO D TO I-70 PAVEMENT RESURFACING & GUARDRAIL UPGRADES	ST. LOUIS	6788V-17	6I3263	No	No	3.22	\$9,130,000	\$8,217,000	\$9,369,901	\$8,571,423	\$7,832,523	(\$354,423)
MODOT	I-270	NE OF MO 180, MO D BY SCHUETZ RD, MO 370 E/O HARRY TRUMAN BLVD BOX CULVERT CLEANOUT & DITCH REPAIR	ST. LOUIS	6992J-20	6I3525	No	No	0.34	\$679,000	\$611,100	\$411,218	\$370,096	\$370,096	\$241,004
MODOT	I-270	AT MCKELVEY RD BRIDGE IMPROVEMENTS (BRIDGE A3787)	ST. LOUIS	6798C-17	6S3261	No	No	0.08	\$1,778,000	\$1,600,200	\$1,211,169	\$970,042	(\$33,119)	\$630,158

Projects Obligating Federal Highway Administration Funds - Missouri

Project Information									As Programmed in TIP		Actual Budget to Date		Obligated	Federal Funds Remaining
Sponsor	Title	Description	County	TIP #	Sponsor #	Bike Elements	Ped Elements	Length (Miles)	Total Project Cost	Total Federal Cost	Total Project Cost	Total Federal Cost	Federal Funds Obligated in FY 2020 (10/1/19-9/30/20)	
MODOT	I-270 NORTH RECONSTRUCTION MOTORIST ASSIST - A	I-270: I-70 TO MO H; US 67: I-270 TO MS RIVER; MO 367 : US 67 TO I-270; MO AC: US 67 TO I-270	ST. LOUIS	6844-18 & 6844C-20	6Q3354	No	No	32.00	\$193,000	\$154,400	\$454,080	\$363,264	\$363,264	(\$208,864)
MODOT	I-270/I-64	I-270: MO D TO I-44; I-64: MO 340 TO I-270 PAVEMENT PRESERVATION	ST. LOUIS	6992M-20	6I3546	No	No	16.68	\$1,590,000	\$1,431,000	\$1,438,229	\$1,294,406	\$1,294,406	\$136,594
MODOT	I-44	AT ST. MARY'S RD(BRIDGE L0868) REPLACE BRIDGE	FRANKLIN	6705V-17	6S3163	No	No	0.04	\$1,555,000	\$1,244,000	\$1,745,112	\$1,592,980	(\$94,571)	(\$348,980)
MODOT	I-44	EB BRIDGE OVER US 50 BRIDGE IMPROVEMENTS (L0931)	FRANKLIN	6570-16	6I3116	No	No	0.13	\$3,637,000	\$2,910,000	\$4,362,774	\$3,949,242	\$187,937	(\$1,039,242)
MODOT	I-44	VARIOUS LOCATIONS BRIDGE REHAB (BRIDGES A5796, A5760, A5759, A6906, A6907, A5243, A528)	FRANKLIN	6811R-18	6I3243	No	No	0.66	\$897,000	\$717,000	\$893,347	\$804,012	\$776,112	(\$87,012)
MODOT	I-44	CRAWFORD CO LINE TO I-70 REPLACEMENT OF STRUCTURAL SIGNS	MULTI-COUNTY-M	6853B-18	6I3383	No	No	69.16	\$2,890,000	\$2,312,000	\$3,358,068	\$3,157,532	\$2,503,443	(\$845,532)
MODOT	I-44	W/O MO OO REPAIR WB SLOPE FAILURE, EB ROCK BLUFF STABILIZATION	FRANKLIN	6991X-20	6I3506	No	No	0.10	\$1,329,000	\$1,196,100	\$1,367,764	\$1,230,988	\$1,230,988	(\$34,888)
MODOT	I-44	MO 47 EB OFF RAMP, WB ON & OFF RAMP PAVEMENT RESURFACING	FRANKLIN	6811QQ-20	6I3505	No	No	0.81	\$629,000	\$566,100	\$117,747	\$105,972	\$105,972	\$460,128
MODOT	I-44	AT GRAND AVE BRIDGE IMPROVEMENTS	ST. LOUIS CITY	5953-14	6I3030	No	No	0.15	\$10,183,000	\$9,164,700	\$6,305,928	\$5,715,037	(\$214,954)	\$3,449,663
MODOT	I-44	KINGSHIGHWAY TO I-55 BRIDGE REPLACEMENT AND PAVEMENT RESURFACING (A2258)	ST. LOUIS CITY	5917-13	6I3034	No	No	4.34	\$20,453,000	\$18,407,700	\$18,904,353	\$17,069,104	\$16,243,845	\$1,338,596
MODOT	I-44	EAST OF MURDOCH TO MO 141 PAVEMENT IMPROVEMENTS	ST. LOUIS	6705E-14	6I3169	No	No	10.11	\$18,086,000	\$16,278,000	\$9,370,347	\$8,521,857	(\$1,628,517)	\$7,756,143
MODOT	I-44	AT VARIOUS RAMPS THROUGHOUT THE STL DISTRICT ADD SIGNING/STRIPING FOR WRONG WAY COUNTERMEASURES	MULTI-COUNTY-M	6887F-19	6I3405	No	No	2.23	\$767,000	\$690,300	\$872,169	\$836,001	\$786,501	(\$145,701)
MODOT	I-44	OVER MERAMEC RIVER (E/O EUREKA BY LEWIS RD) BRIDGE REHABILITATION (INVOLVES BRIDGES A1796 AND L0611)	ST. LOUIS	6990M-20	6I3489	No	No	0.26	\$9,624,000	\$7,699,200	\$734,000	\$660,600	\$660,600	\$7,038,600
MODOT	I-44	AT MO 30 & MO 47 BRIDGE REHABILITATION (BRIDGES A4313 & A2017)	FRANKLIN	6806R-18	6P3291	No	No	0.33	\$4,320,000	\$3,456,000	\$2,218	\$1,775	(\$258,225)	\$3,454,225
MODOT	I-44	AT BERRY RD - SIGNAL AND ADA TRANSITION PLAN IMPROVEMENTS	ST. LOUIS	6785C-17	6S3239	No	Yes	0.06	\$321,000	\$256,800	\$324,128	\$284,817	\$18,201	(\$28,017)
MODOT	I-44	W/O KINGSHIGHWAY AND I-70 W/O MADISON ST PEDESTRIAN BRIDGE IMPROVEMENTS (BRIDGES A2346 & A0140)	ST. LOUIS CITY	6331C-17	6I3268	No	Yes	0.17	\$1,780,000	\$1,602,000	\$3,358,602	\$2,717,725	(\$123,008)	(\$1,115,725)
MODOT	I-44	AT BIG BEND RD INTERCHANGE BRIDGE, SIGNAL, & ADA TRANSITION PLAN IMPROVEMENTS (BRIDGE A1716)	ST. LOUIS	6798L-18	6S3270	No	Yes	0.19	\$5,857,000	\$4,685,600	\$1,000,750	\$800,600	\$303,800	\$3,885,000
MODOT	I-44	AT BROADWAY BRIDGE REPLACEMENT (BRIDGE A0134)	ST. LOUIS CITY	6798I-18	6S3272	No	No	0.23	\$7,245,000	\$5,796,000	\$1,319	\$1,187	(\$444,313)	\$5,794,813
MODOT	I-44 BUSINESS LOOP	NEOSHO ST TO EAST OF ALLENTON PAVEMENT RESURFACING	ST. LOUIS	6798O-18	6S3276	No	No	4.16	\$2,275,000	\$1,820,000	\$1,669,229	\$1,353,340	\$89,636	\$466,660
MODOT	I-44 OUTER ROAD	0.3 MI E/O WILLIAMS RD REPAIR VOTAW LEVEE	ST. LOUIS	6788E-18	6S3208	No	No	0.00	\$1,142,000	\$913,600	\$552,161	\$441,729	(\$18,724)	\$471,871
MODOT	I-44/ BL 44	I-44: ST. LOUIS CO - MO 30; BL 44: NEOSHO ST - MO 100 PAVEMENT RESURFACING, GUARDRAIL UPGRADES, UPGRADE SIDEWALK	FRANKLIN	6811Q-18	6I3295	No	Yes	24.39	\$22,427,000	\$19,704,300	\$18,963,581	\$17,206,259	\$321,852	\$2,498,041
MODOT	I-44/I-44 OR/MO 109	I-44: OVER BNSF/UP RR, ALLENTON RD; I-44 OR: OVER FOX CR MO 109; OVER 1ST ST - BRIDGE REHABILITATION (SIX BRIDGES)	ST. LOUIS	6788X-17	6I3252	No	No	0.30	\$1,696,000	\$1,526,400	\$1,530,995	\$1,395,957	\$1,306,857	\$130,443
MODOT	I-55	AT 3RD STREET VIADUCT BRIDGE IMPROVEMENTS	ST. LOUIS CITY	5305J-11	6I2332	No	No	0.20	\$24,045,000	\$21,447,000	\$17,489,597	\$15,757,744	(\$1,132,567)	\$5,689,256
MODOT	I-55	MO Z TO PLATTIN CR S/O US 67 IN CRYSTAL CITY BRIDGE IMPROVEMENTS	JEFFERSON	6651B-16	6I3131	No	No	2.87	\$11,593,000	\$10,433,700	\$5,724,115	\$5,151,703	(\$1,153,347)	\$5,281,997



Projects Obligating Federal Highway Administration Funds - Missouri

Project Information									As Programmed in TIP		Actual Budget to Date		Obligated	Federal Funds Remaining
Sponsor	Title	Description	County	TIP #	Sponsor #	Bike Elements	Ped Elements	Length (Miles)	Total Project Cost	Total Federal Cost	Total Project Cost	Total Federal Cost	Federal Funds Obligated in FY 2020 (10/1/19-9/30/20)	
MODOT	I-55	MO M TO MO Z PAVEMENT IMPROVEMENTS AND GUARDRAIL UPGRADE	JEFFERSON	6705B-17	613159	No	No	4.26	\$1,577,000	\$1,263,100	\$1,309,696	\$1,288,910	(\$63,639)	(\$25,810)
MODOT	I-55	MO A TO US 67 ADD SOUTHBOUND AUXILIARY LANE	JEFFERSON	6887C-19	613389	No	No	0.66	\$3,609,000	\$3,248,100	\$3,689,542	\$3,358,313	\$2,953,313	(\$110,213)
MODOT	I-55	VIRGINIA TO ARSENAL BRIDGE REHABILITATION (SEVEN BRIDGES)	ST. LOUIS CITY	6651V-16	613149	No	No	0.80	\$17,291,000	\$15,561,900	\$1,510,000	\$1,359,000	\$729,000	\$14,202,900
MODOT	I-55	US 67 TO MO 141 PAVEMENT PRESERVATION & GUARDRAIL UPGRADES	MULTI-COUNTY-M	6807X-18	613341	No	No	5.51	\$2,985,000	\$2,686,500	\$1,688,738	\$1,580,111	\$78,881	\$1,106,389
MODOT	I-55	LINDBERGH BOULEVARD TO I-44 PAVEMENT REHABILITATION	MULTI-COUNTY-M	6990Q-19	613427	No	No	11.03	\$20,650,000	\$18,583,500	\$1,816,000	\$1,634,400	\$1,562,400	\$16,949,100
MODOT	I-55	WEBER RD TO LINDBERGH BLVD PAVEMENT REPAIRS	ST. LOUIS	6992O-20	613544	No	No	4.23	\$876,000	\$788,400	\$715,015	\$643,513	\$643,513	\$144,887
MODOT	I-55	NORTH OF US 67 TO LOUGHBOROUGH BRIDGE REHABILITATION (SEVEN BRIDGES)	MULTI-COUNTY-M	6705H-17	613187	No	No	4.51	\$21,477,000	\$21,349,000	\$2,534,000	\$2,280,600	\$2,280,600	\$19,068,400
MODOT	I-55 OUTER ROAD	MO M TO MO Z PAVEMENT RESURFACING & GUARDRAIL UPGRADES	JEFFERSON	6806K-18	653240	No	No	4.40	\$2,232,000	\$1,785,600	\$2,900,376	\$2,423,804	\$2,423,804	(\$638,204)
MODOT	I-64	B/W 18TH ST AND GARRISON AVE MODIFY INTERCHANGE CONFIGURATION AND BRIDGE REPLACEMENT	ST. LOUIS CITY	4919A-13	612222	No	No	3.74	\$35,225,000	\$24,592,500	\$33,306,888	\$20,156,308	\$15,894,292	\$4,436,192
MODOT	I-64	EAST OF SARAH ST TO 21ST ST PAVEMENT IMPROVEMENTS	ST. LOUIS CITY	5969C-16	613111	No	No	2.06	\$2,626,000	\$2,100,800	\$3,190,001	\$2,916,184	(\$234,876)	(\$815,384)
MODOT	I-64	18TH ST TO BROADWAY BRIDGES A1516, A1517, A1518, A1519, A1520 AND A1521	ST. LOUIS CITY	6705F-17	613170	No	No	1.12	\$5,292,000	\$4,762,800	\$4,400,847	\$3,952,950	\$384,590	\$809,850
MODOT	I-64	AT I-70/US 61 BRIDGES L0428 AND L0624 PAVEMENT AND BRIDGE IMPROVEMENTS TO RAMPS AT INTERCHANGE	ST. CHARLES	6705G-17	613182	No	No	1.04	\$1,440,000	\$1,152,000	\$2,149,931	\$1,952,251	(\$38,638)	(\$800,251)
MODOT	I-64	0.5 MI E/O I-70 TO LAKE SAINT LOUIS BLVD PAVEMENT REPAIRS	ST. CHARLES	6936H-19	613423	No	No	2.28	\$3,078,000	\$2,770,200	\$2,281,630	\$2,053,467	\$1,087,906	\$716,733
MODOT	I-64	14TH ST TO E/O 8TH ST DEBRIS NETTING UNDER BRIDGE	ST. LOUIS CITY	6990R-19	613426	No	No	1.52	\$1,190,000	\$1,071,000	\$771,588	\$694,429	\$270,302	\$376,571
MODOT	I-64	VARIOUS RAMPS IN ST CHARLES AND ST LOUIS COUNTIES AND ST LOUIS CITY UPGRADE SIGNING FOR WRONG WAY COUNTER MEASURES	MULTI-COUNTY-M	6990B-20	613498	No	No	39.22	\$798,000	\$718,200	\$25,000	\$22,500	\$22,500	\$695,700
MODOT	I-64	TMC BUILDING ITS OPERATIONS, MODOT STAFF, EQUIPMENT MAINTENANCE AND TMC OPERATIONS	MULTI-COUNTY-M	5734-17	6Q3000C	No	No	0.26	\$830,000	\$664,000	\$691,969	\$691,969	(\$138,031)	(\$27,969)
MODOT	I-64	0.5 MI E/O I-70 TO LAKE SAINT LOUIS BLVD PAVEMENT REPAIRS	ST. CHARLES	6936H-19	613423	No	No	2.28	\$3,078,000	\$2,770,200	\$45,000	\$36,000	\$36,000	\$2,734,200
MODOT	I-64 ON-RAMP	S HANLEY RD TO EB I-64 SLOPE REPAIR	ST. LOUIS	6892Z-19	613419	No	No	0.11	\$1,018,000	\$916,000	\$938,769	\$846,732	\$846,732	\$69,268
MODOT	I-64 OUTER RD	CHESTERFIELD PARKWAY EAST TO I-270 PAVEMENT REPAIR	ST. LOUIS	6852A-18	653360	No	No	10.44	\$705,000	\$564,000	\$1,193,848	\$955,078	(\$18,716)	(\$391,078)
MODOT	I-64 OUTER ROADS	S OR E/O TIMBERLAKE MANOR PKWY & N OR W/O CONWAY MEADOWS DR DRAINAGE IMPROVEMENTS & PIPE REPLACEMENT	ST. LOUIS	6992A-20	653514	No	No	0.00	\$26,000	\$20,800	\$319,785	\$256,759	\$256,759	(\$235,959)
MODOT	I-70	I-64 (ST. CHARLES) TO E/O REVERSIBLE LANES IN ST. LOUIS FIRST TIER ENVIRONMENTAL STUDY	MULTI-COUNTY-M	5954-14	613038	No	No	40.00	\$1,506,000	\$1,355,400	\$1,558,541	\$1,247,319	\$777	\$108,081
MODOT	I-70	FIFTH ST TO FEE FEE RD PAVEMENT IMPROVEMENTS	MULTI-COUNTY-M	5969A-16	613109	No	No	4.78	\$5,006,000	\$4,011,800	\$5,011,570	\$4,443,888	(\$70,905)	(\$432,088)
MODOT	I-70	W/O WENTZVILLE PKWY TO LAKE ST. LOUIS BLVD PAVEMENT RESURFACING	ST. CHARLES	6705J-17	613195	No	No	6.08	\$8,338,000	\$7,504,200	\$7,049,300	\$6,395,006	\$995,485	\$1,109,194
MODOT	I-70	WENTZVILLE PKWY TO MO Z RELOCATE I-70	ST. CHARLES	5905-13	610624	No	No	1.18	\$2,772,000	\$2,494,800	\$7,257,000	\$6,531,300	\$4,036,500	(\$4,036,500)
MODOT	I-70	OVER MISSOURI RIVER - BRIDGE REHAB (EB)	MULTI-COUNTY-M	6788K-18	613225	No	No	0.84	\$41,955,000	\$37,759,500	\$36,473,518	\$32,886,587	\$29,475,587	\$4,872,913
MODOT	I-70	LAKE SAINT LOUIS BLVD TO MO K PAVEMENT RESURFACING	ST. CHARLES	6852L-18	613356	No	No	3.81	\$3,408,000	\$3,067,200	\$4,472,093	\$4,043,880	\$4,043,880	(\$976,680)

Projects Obligating Federal Highway Administration Funds - Missouri

Project Information									As Programmed in TIP		Actual Budget to Date		Obligated	Federal Funds Remaining
Sponsor	Title	Description	County	TIP #	Sponsor #	Bike Elements	Ped Elements	Length (Miles)	Total Project Cost	Total Federal Cost	Total Project Cost	Total Federal Cost	Federal Funds Obligated in FY 2020 (10/1/19-9/30/20)	
MODOT	I-70	WARREN CO LINE TO WENTZVILLE PKWY PAVEMENT RESURFACING	ST. CHARLES	6990F-20	613492	No	No	4.88	\$3,860,000	\$3,474,000	\$286,000	\$257,400	\$257,400	\$3,216,600
MODOT	I-70	E/O MID RIVERS MALL DR TO FIFTH ST CRACK FILLING	ST. CHARLES	6992B-20	613515	No	No	7.28	\$26,000	\$23,400	\$131,994	\$118,794	\$42,820	(\$95,394)
MODOT	I-70	WENTZVILLE PARKWAY TO MO Z SAFETY IMPROVEMENTS ON S-CURVE	ST. CHARLES	6990D-20	613485	No	No	0.86	\$450,000	\$405,000	\$34,000	\$30,600	\$30,600	\$374,400
MODOT	I-70	AT MO 141 & MCKELVEY RD BRIDGE PAINTING (A3207,A3729)	ST. LOUIS	6798A-17	613251	No	No	0.12	\$2,463,000	\$2,216,700	\$1,099,128	\$989,215	\$51,613	\$1,227,485
MODOT	I-70	W/O KINGSHIGHWAY TO W/O BRANCH ST PAVEMENT RESURFACING	ST. LOUIS CITY	6807S-18	613257	No	No	3.93	\$7,558,000	\$6,802,200	\$9,426,651	\$8,539,779	\$2,368,383	(\$1,737,579)
MODOT	I-70	BRANCH ST TO SPRINGDALE AVE BRIDGE REHABILITATION- 14 BRIDGES	MULTI-COUNTY-M	6807U-18	613338	No	No	0.53	\$4,019,000	\$3,215,200	\$4,499,548	\$4,061,035	\$3,799,135	(\$845,835)
MODOT	I-70	AT VARIOUS RAMP LOCATIONS THROUGHOUT ST. LOUIS DISTRICT ADDING SIGNING AND STRIPING FOR WRONG WAY COUNTER-MEASURES	MULTI-COUNTY-M	6887G-19	613384	No	No	69.00	\$1,011,000	\$909,900	\$1,067,221	\$1,001,457	(\$25,640)	(\$91,557)
MODOT	I-70	STAN MUSIAL VETERANS MEMORIAL BRIDGE BRIDGE IMPROVEMENTS AND PREVENTIVE MAINTENANCE	MULTI-STATE	6936D-19	613415	No	No	0.45	\$1,948,000	\$953,100	\$1,377,653	\$619,944	(\$205,139)	\$333,156
MODOT	I-70	AT MO 370 INTERCHANGE BRIDGE REHABILITATION AND GUARDRAIL UPGRADES	ST. CHARLES	6990W-20	613494	No	No	0.56	\$3,616,000	\$2,893,000	\$220,000	\$198,000	\$198,000	\$2,695,000
MODOT	I-70	HANLEY TO BERMUDA ROAD PAVEMENT REPAIRS	ST. LOUIS	6990N-19	613499	No	No	1.34	\$1,131,000	\$1,017,900	\$841,738	\$760,547	\$760,547	\$257,353
MODOT	I-70	AT JAMES S MCDONNELL BLVD AND LAMBERT INTL BLVD BRIDGE REPAIR (BRIDGE A4226 & A4282)	ST. LOUIS	6811S-18	613326	No	No	0.14	\$2,508,000	\$2,257,200	\$302,000	\$271,800	\$271,800	\$1,985,400
MODOT	I-70	AT BRYAN RD BRIDGE REHABILITATION	ST. CHARLES	6990H-20	653488	No	No	0.11	\$2,334,000	\$2,100,600	\$257,000	\$205,600	\$205,600	\$1,895,000
MODOT	I-70	AT W FLORISSANT AVE BRIDGE REPAIR AND FENCING	ST. LOUIS CITY	6992L-20	653545	No	No	0.11	\$276,000	\$220,800	\$85,708	\$68,567	\$68,567	\$152,233
MODOT	I-70 OUTER ROAD	WENTZVILLE PKWY TO MO T PAVEMENT RESURFACING & GUARDRAIL UPGRADES	ST. CHARLES	6887W-19	653396	No	No	4.58	\$1,643,000	\$1,314,400	\$1,347,447	\$1,100,049	(\$125,311)	\$214,351
MODOT	I-70/I-70 OUTER ROAD	MO K TO SPENCER CREEK - BRIDGE REHABILITATION	ST. CHARLES	6990E-20	613490	No	No	0.16	\$7,641,000	\$6,112,800	\$547,000	\$492,300	\$492,300	\$5,620,500
MODOT	MO 100	US 61/67 TO BIG BEND BLVD (BRIDGE G0681 & A4844) PAVEMENT RESURFACING, ADA TRANSITION PLAN, SIGNAL REPLACEMENT	ST. LOUIS	6706F-17	651718	No	Yes	4.69	\$29,527,000	\$23,621,600	\$6,508,054	\$5,206,444	\$565,792	\$18,415,156
MODOT	MO 109	AT MO CC (WILD HORSE CREEK RD)/S. EATHERTON RD ROUNDABOUT	ST. LOUIS	6979B-20	653351	No	No	0.42	\$4,099,000	\$3,278,000	\$464,439	\$371,552	\$304,000	\$2,906,448
MODOT	MO 109	MO FF AND MO W NEAR EUREKA - COMB W TIP# 6930B ADDING TURN LANES, ADDING SIGNALS, & ADA TRANSITION PLAN	JEFFERSON	6892L-19	653401	No	Yes	0.13	\$1,221	\$9,768	\$1,708,032	\$1,432,063	\$1,048,788	(\$1,422,295)
MODOT	MO 115	AT METROLINK CROSSING IN NORMANDY BRIDGE REHABILITATION (A6736)	ST. LOUIS	6811C-18	653327	No	No	0.02	\$155,000	\$124,000	\$150,283	\$120,227	(\$2,162)	\$3,773
MODOT	MO 115	ST. LOUIS CITY LIMITS TO I-70 PAVEMENT RESURFACING & SAFETY IMPROVEMENTS	ST. LOUIS CITY	6807T-18	653258	No	No	4.85	\$4,878,000	\$4,390,100	\$4,035,799	\$3,935,382	\$3,275,462	\$454,718
MODOT	MO 141 (NB)	AT MO 364 - COMBINE W TIP# 6845A LENGTHEN RIGHT TURN LANE TO EB/WB MO 364 RAMP	ST. LOUIS	6845-19 & 6845A-18	6P3188B	No	No	0.80	\$1,754,000	\$1,403,200	\$1,697,175	\$1,357,740	\$1,357,740	\$45,460
MODOT	MO 180	I-170 TO ST. LOUIS CITY LIMITS PAVEMENT RESURFACING, SIGNAL REPLACEMENT, ADA TRANSITION PLAN	ST. LOUIS	5974-14	653049	No	Yes	3.64	\$17,379,000	\$13,903,600	\$16,589,209	\$13,542,978	\$11,764,974	\$360,622
MODOT	MO 180	I-270 TO PENNRIDGE INTERSECTION AND LANE RECONFIGURATION	ST. LOUIS	6788T-17	653267	No	No	0.17	\$35,150	\$29,220	\$197,225	\$160,339	\$56,313	(\$131,119)
MODOT	MO 180	MO D TO ST. LOUIS CITY LIMITS PAVEMENT RESURFACING	ST. LOUIS CITY	6788S-17	653229	No	No	3.92	\$2,386,000	\$1,908,800	\$1,961,100	\$1,568,880	(\$181,417)	\$339,920
MODOT	MO 180/141/340	ALONG VARIOUS LOCATIONS PAVEMENT MARKING IMPROVEMENTS	ST. LOUIS	6811W-18	653353	No	No	38.37	\$1,651,000	\$1,485,000	\$870,601	\$783,541	(\$50,191)	\$701,459

Projects Obligating Federal Highway Administration Funds - Missouri

Project Information									As Programmed in TIP		Actual Budget to Date		Obligated	Federal Funds Remaining
Sponsor	Title	Description	County	TIP #	Sponsor #	Bike Elements	Ped Elements	Length (Miles)	Total Project Cost	Total Federal Cost	Total Project Cost	Total Federal Cost	Federal Funds Obligated in FY 2020 (10/1/19-9/30/20)	
MODOT	MO 185	AT E. SPRINGFIELD RD SIGNAL AND SIDEWALK IMPROVEMENTS	FRANKLIN	6785B-17	6S3231	No	Yes	0.19	\$533,000	\$24,800	\$442,163	\$381,846	(\$10,659)	(\$357,046)
MODOT	MO 185	MO AC TO SPRINGFIELD ST - PAVEMENT RESURFACING, GUARDRAIL UPGR, REPLACE CROSSRD PIPES, ADA UPGR.	FRANKLIN	6990X-20	6S3434	Yes	No	7.99	\$2,487,000	\$1,989,600	\$225,000	\$180,000	\$180,000	\$1,809,600
MODOT	MO 21	OLD 21 TO KLABLE RD DRAINAGE IMPROVEMENTS	JEFFERSON	6427-14	6P0876R	No	No	1.70	\$1,662,000	\$1,330,000	\$1,610,902	\$831,473	(\$71,708)	\$498,527
MODOT	MO 21	AT MO 110 INTERSECTION IMPROVEMENTS	JEFFERSON	5313-11	6P2345	No	No	0.20	\$2,279,000	\$1,823,200	\$1,821,622	\$1,644,390	(\$460,194)	\$178,810
MODOT	MO 21	3 BRIDGES OVER HEADS CREEK ROAD AND OVER MO 21 BRIDGE IMPROVEMENTS (BRIDGES A2977, A2945, & A2944)	JEFFERSON	6806N-18	6P3288	No	No	0.32	\$706,000	\$564,800	\$706,000	\$564,800	\$564,800	\$0
MODOT	MO 231	FRANRU LN TO ST LOUIS CITY LIMITS PAVEMENT RESURFACING	ST. LOUIS	6798Q-18	6S3275	No	No	2.87	\$1,176,000	\$940,800	\$6,043,420	\$5,518,656	\$5,064,256	(\$4,577,856)
MODOT	MO 231 TRAFFIC SIGNALS	HOFFMEISTER AVE TO JEFFERSONIAN DR REPLACE SIGNALS AND UPGRADE DETECTION	ST. LOUIS	6758A-17	6S3220	No	Yes	1.95	\$1,302,390	\$1,041,912	\$1,050,819	\$904,092	(\$13,669)	\$137,820
MODOT	MO 30	W/O OTTOMEYER RD SLIDE REPAIR	JEFFERSON	6853A-18	6S3375	No	No	0.11	\$1,022,000	\$817,600	\$1,214,584	\$979,417	\$52,987	(\$161,817)
MODOT	MO 30	RIVERMONT TRL TO 0.5 MI WEST - J-TURN LOCAL HILLSBORO RD TO 500' EAST - ACCELERATION LN	JEFFERSON	6887B-19	6S3390	No	No	0.60	\$1,265,000	\$1,138,500	\$982,346	\$963,735	\$880,199	\$174,765
MODOT	MO 30	MO PP TO I-44 NORTH OUTER RD PAVEMENT RESURFACING, BRIDGE REPLACEMENT AND GUARDRAIL AND ADA UPGRADES	MULTI-COUNTY-M	6990Y-20	6S3435	No	No	31.42	\$23,670,000	\$18,936,000	\$2,000,000	\$1,600,000	\$1,600,000	\$17,336,000
MODOT	MO 30/MO B	MO 30: DULIN, HEADS, & SKULLBONES CK; MO B SKULLBN CR BRIDGE IMPROVEMENTS (BRIDGES A4628, A4627, A4630, A7126, A5825, & A8284)	JEFFERSON	6806M-18	6S3287	No	No	1.13	\$862,000	\$689,600	\$946,320	\$778,855	\$558,055	(\$89,255)
MODOT	MO 340	AT I-64, NEW BALLAS RD, MOSELY RD, & CRAIG RD SIGNALS & ADA TRANSITION PLAN IMPROVEMENTS	ST. LOUIS	6785D-17	6S3234	No	Yes	0.19	\$1,999,000	\$1,592,000	\$2,045,332	\$1,826,200	\$1,660,938	(\$234,200)
MODOT	MO 340	N. SPOEDE RD TO OLD OLIVE STREET RD EXTEND LEFT TURN BAYS - COMBINE W TIP# 6930AA	ST. LOUIS	6930A-20	6S3430	No	No	0.13	\$1,081,000	\$792,000	\$536,541	\$429,233	\$357,233	\$362,767
MODOT	MO 364	0.7 MI W/O TO 0.5 MI E/O MID RIVERS MALL DRIVE PAVEMENT AND SHOULDER IMPROVEMENTS	ST. CHARLES	6788F-17	6P3211	No	No	0.12	\$1,503,000	\$1,202,400	\$1,545,750	\$915,020	\$85,233	\$287,380
MODOT	MO 364	JUNGS STATION RD TO MISSOURI RIVER ADD WESTBOUND LANE	ST. CHARLES	6852T-18	6P3373	No	No	2.56	\$1,965,000	\$1,564,000	\$269,943	\$215,954	\$215,954	\$1,348,046
MODOT	MO 364	BENNINGTON PL TO SCHUETZ RD PAVEMENT RESURFACING	ST. LOUIS	6990K-19	6P3422	No	No	2.02	\$1,102,000	\$881,600	\$943,218	\$796,700	\$796,700	\$84,900
MODOT	MO 364	BETWEEN ON AND OFF RAMPS OF I-64 MEDIAN BARRIER IMPROVEMENTS - BRIDGE A6120	ST. CHARLES	6990A-20	6P3482	No	No	0.34	\$244,000	\$219,600	\$18,000	\$16,200	\$16,200	\$203,400
MODOT	MO 364	AT MO 141 - DUAL LEFT AT WB OFF RAMP - COMB W TIP# 6846A DUAL LFT/RT TURN LN ON EB OFF RAMP & EXTEND MERGE	ST. LOUIS	6846-19 & 6846A-18	6P3188C	No	No	1.50	\$3,422,000	\$2,737,600	\$4,074,132	\$3,337,545	\$3,337,545	(\$599,945)
MODOT	MO 364	SEVEN PINES DR. TO BENNINGTON PL BRIDGE REHABILITATION (BRIDGES A5744, A5745, & A5746)	ST. LOUIS	6990O-20	6S3495	No	No	0.12	\$2,248,000	\$1,798,400	\$191,000	\$152,800	\$152,800	\$1,645,600
MODOT	MO 366	I-44 EB AT MO 366 BRIDGE IMPROVEMENTS (A1007)	ST. LOUIS	6651M-16	6S3140	No	No	0.13	\$3,870,000	\$3,096,000	\$2,003,676	\$1,619,365	\$100,577	\$1,476,635
MODOT	MO 366	ST LOUIS CITY LIMITS TO BROADWAY PAVEMENT RESURFACING	ST. LOUIS CITY	6990P-19	6S3425	No	No	5.10	\$1,700,000	\$1,360,000	\$1,717,078	\$1,373,980	\$1,337,980	(\$13,980)
MODOT	MO 367	AT HALLS FERRY CIRCLE PAVEMENT REHABILITATION	ST. LOUIS CITY	6811Z-18	6S3358	No	No	0.30	\$1,304,000	\$1,173,000	\$1,089,585	\$981,244	(\$24,340)	\$191,756
MODOT	MO 367	I-270 TO HALLS FERRY CIRCLE PAVEMENT RESURFACING	ST. LOUIS	6990L-20	6S3437	No	No	3.26	\$2,810,000	\$2,248,000	\$161,000	\$128,800	\$128,800	\$2,119,200

Projects Obligating Federal Highway Administration Funds - Missouri

Project Information									As Programmed in TIP		Actual Budget to Date		Obligated	Federal Funds Remaining
Sponsor	Title	Description	County	TIP #	Sponsor #	Bike Elements	Ped Elements	Length (Miles)	Total Project Cost	Total Federal Cost	Total Project Cost	Total Federal Cost	Federal Funds Obligated in FY 2020 (10/1/19-9/30/20)	
MODOT	MO 47	NORWOOD TRAILER DR TO COMMERCIAL AVE (ST. CLAIR) PAVEMENT IMPROVEMENTS - GUARDRAIL UPGRADES	FRANKLIN	6705T-17	6S3161	No	No	12.80	\$2,952,000	\$2,361,600	\$1,981,416	\$1,660,190	(\$577,992)	\$701,410
MODOT	MO 79	AT SALT RIVER RD BRIDGE IMPROVEMENTS (A4729)	ST. CHARLES	6811F-18	6S3299	No	No	0.07	\$1,731,000	\$1,384,800	\$1,290,687	\$1,065,634	\$154,744	\$319,166
MODOT	MO 94	MO 370 TO BNSF RR IN ORCHARD FARM PAVEMENT RESURFACING & ADDING SHOULDERS	ST. CHARLES	6811L-18	6S3328	No	No	6.00	\$2,692,000	\$183,200	\$2,365,544	\$2,032,042	\$1,848,702	(\$1,848,842)
MODOT	MO 94	I-64 TO MO 364 PAVEMENT RESURFACING, SIGNAL UPGRADES, ADA TRANS. PLAN	ST. CHARLES	6806C-18	6S3303	No	No	3.79	\$1,835,000	\$1,468,000	\$281,000	\$224,800	\$224,800	\$1,243,200
MODOT	MO 94, MO K, & MO Z	BRIDGES A6476, A7372, A5064, A5065, A5116, A5123 BRIDGE REHAB, SUBSTRUCTURE REPAIR AT MUEGGE RD - COMBINE W TIP# 6962	ST. CHARLES	6936B-19	6S3431	No	No	0.42	\$647,000	\$517,600	\$562,664	\$450,131	\$21,523	\$67,469
MODOT	MO 94/MO 364	INTERCHANGE RECONFIGURATION - ELIMINATE SIGNAL - ADD LANES	ST. CHARLES	6936N-19 & 6962-23	6P3418	No	No	4.67	\$16,554,000	\$8,384,000	\$3,929,326	\$1,257,384	\$1,257,384	\$7,126,616
MODOT	MO A	US 61 TO I-70 PAVEMENT RESURFACING & BRIDGE REHABILITATION (BRIDGE A4235)	ST. CHARLES	6811K-18	6S3319	No	No	3.37	\$4,072,000	\$1,896,800	\$3,619,411	\$2,914,014	\$2,718,814	(\$1,017,214)
MODOT	MO AC	US 67 TO N/O ST. CYR RD PAVEMENT IMPROVEMENTS	ST. LOUIS	6798B-17	6S3249	No	No	5.78	\$1,652,000	\$1,321,600	\$858,418	\$686,735	\$95,467	\$634,865
MODOT	MO AD	OVER HAPPY SAC CREEK BRIDGE REPLACEMENT (BRIDGE N0620)	FRANKLIN	6705X-17	6S3168	No	No	0.02	\$2,361,000	\$160,000	\$1,845,960	\$222,436	(\$107,231)	(\$62,436)
MODOT	MO AF	MO 185 & I-44 RAMP IN SULLIVAN ADDING SIGNALS AND LIGHTING	FRANKLIN	6892O-19	6S3402	No	No	0.13	\$1,084,000	\$867,200	\$1,253,531	\$540,463	\$540,463	\$326,737
MODOT	MO AJ	MO YY TO US 50 PAVEMENT RESURFACING	FRANKLIN	6887R-19	6S3392	No	No	6.19	\$2,259,000	\$1,807,200	\$201,000	\$160,800	\$160,800	\$1,646,400
MODOT	MO B	MO C TO MO 94 PAVEMENT RESURFACING & CULVERT REPLACEMENT (BRIDGE A0873)	ST. CHARLES	6811J-18	6S3329	No	No	9.22	\$3,004,000	\$2,403,200	\$2,379,076	\$1,918,700	\$192,895	\$484,500
MODOT	MO BB	MO 30 TO OLD HIGHWAY 21 PAVEMENT RESURFACING, UPGRADE GUARDRAIL	JEFFERSON	6806H-18	6S3293	No	No	10.78	\$3,746,000	\$2,996,800	\$525,000	\$420,000	\$420,000	\$2,576,800
MODOT	MO C	MISSOURI RIVER TO SALT RIVER RD PAVEMENT RESURFACING	ST. CHARLES	6811I-18	6S3318	No	No	4.96	\$531,000	\$424,800	\$0	\$0	(\$32,000)	\$424,800
MODOT	MO D	CLARA AVE TO GRAND AVE SIGNAL IMPROVEMENTS AT VARIOUS LOCATIONS	ST. LOUIS CITY	6699B-17	6S3228	No	No	3.21	\$1,774,000	\$1,577,000	\$1,305,452	\$1,244,266	\$7,413	\$332,734
MODOT	MO D	SCHUETZ RD TO US 67 & DORSETT RD: MILLPARK DR TO MO D PAVEMENT RESURFACING	ST. LOUIS	6887M-19	6S3406	No	No	1.25	\$355,000	\$284,000	\$618,001	\$516,753	\$495,153	(\$232,753)
MODOT	MO D	I-170 TO ST. LOUIS CITY LIMITS PAVEMENT & ADA TRANSITION PLAN IMPROVEMENTS	ST. LOUIS	6788G-17	6S3215	No	Yes	3.60	\$1,801,000	\$1,440,800	\$76,030	\$60,824	(\$88,186)	\$1,379,976
MODOT	MO D	ST LOUIS CITY LIMITS TO TUCKER BLVD PAVEMENT RESURFACING	ST. LOUIS CITY	6990U-20	6S3438	No	No	5.75	\$508,000	\$406,400	\$13,000	\$10,400	\$10,400	\$396,000
MODOT	MO DD	I-64 TO MO 94 PAVEMENT RESURFACING & UPGRADE GUARDRAIL	ST. CHARLES	6811H-18	6S3330	No	No	9.66	\$2,371,000	\$1,896,800	\$2,062,525	\$1,709,348	\$339,962	\$187,452
MODOT	MO H	OVER THE BOURBEUSE RIVER BRIDGE REHABILITATION (BRIDGE R0497)	FRANKLIN	6705U-17	6S3162	No	No	0.09	\$1,973,000	\$1,578,400	\$2,394,095	\$2,091,586	(\$128,612)	(\$513,186)
MODOT	MO HH	OVER CALVEY CREEK BRIDGE REPLACEMENT (BRIDGE R0238)	FRANKLIN	6806P-18	6S3298	No	No	0.19	\$1,347,000	\$1,077,600	\$25,113	\$20,090	(\$128,710)	\$1,057,510
MODOT	MO M	I-55 TO US 61/67 PAVEMENT RESURFACING & GUARDRAIL UPGRADES	JEFFERSON	6705W-17	6S3167	No	No	0.64	\$591,000	\$472,800	\$651,167	\$546,522	\$13,604	(\$73,722)
MODOT	MO N	EAGLE HILL TO WEISS RD - TWO WAY TURN LANE RECONSTRUCTION	ST. CHARLES	4422D-12 & 6307-15	6S2101	Yes	Yes	1.07	\$4,296,000	\$3,158,000	\$5,401,110	\$3,666,423	\$310,981	(\$508,423)
MODOT	MO OO	MO 100 TO FIRST STREET PAVEMENT RESURFACING, GUARDRAIL UPGRADE, PIPE REPLACEMENT	FRANKLIN	6852Q-18	6S3370	No	No	3.51	\$2,755,000	\$2,204,000	\$1,163,335	\$939,162	\$939,162	\$1,264,838
MODOT	MO P	MO 366 TO MO 30 PAVEMENT RESURFACING & ADA TRANSITION PLAN IMPR.	ST. LOUIS	6798K-18	6S3273	No	Yes	2.13	\$7,438,000	\$5,950,400	\$1,148,918	\$919,134	\$691,934	\$5,031,266

Projects Obligating Federal Highway Administration Funds - Missouri

Project Information									As Programmed in TIP		Actual Budget to Date		Obligated	Federal Funds Remaining
Sponsor	Title	Description	County	TIP #	Sponsor #	Bike Elements	Ped Elements	Length (Miles)	Total Project Cost	Total Federal Cost	Total Project Cost	Total Federal Cost	Federal Funds Obligated in FY 2020 (10/1/19-9/30/20)	
MODOT	MO P	US 61 IN FLINT HILL TO MO M IN O'FALLON PAVEMENT RESURFACING AND GUARDRAIL UPGRADES	ST. CHARLES	6798U-18	6S3306	No	No	10.27	\$2,702,000	\$2,153,600	\$1,454,265	\$1,173,658	(\$394,362)	\$979,942
MODOT	MO T	MO TT TO MO 94 PAVEMENT RESURFACING	ST. CHARLES	6706C-17	6S3186	No	No	6.53	\$1,100,000	\$24,000	\$843,094	\$678,430	\$19,775	(\$654,430)
MODOT	MO T/ MO TT	MO TT: US 61 TO I-55; MO T: MO TT TO MO JJ PAVEMENT AND BRIDGE IMPROVEMENTS	JEFFERSON	6788P-17	6S3241	No	No	15.54	\$3,655,000	\$2,920,000	\$1,861,591	\$1,500,933	(\$41,517)	\$1,419,067
MODOT	MO TT	COMMERCIAL AVE TO MILL HILL ROAD PAVEMENT RESURFACING, GUARDRAIL UPGRADE, CULVERT REPLACEMENT	FRANKLIN	6892B-19	6S3387	No	No	5.31	\$4,199,000	\$3,359,200	\$2,836,461	\$1,067,976	\$827,976	\$2,291,224
MODOT	MO V	AT JOACHIM CREEK EAST OF US 67 BRIDGE REPLACEMENT (CULVERT T0223)	JEFFERSON	6788Q-17	6S3232	No	No	0.10	\$654,000	\$523,200	\$660,677	\$528,542	\$328,656	(\$5,342)
MODOT	MO V	NEAR HARDIN ROAD SLIDE REPAIR & ROADWAY RELOCATION	JEFFERSON	6426-17	6S3089	No	No	0.13	\$2,256,000	\$1,804,800	\$2,315,620	\$236,438	(\$59,132)	\$1,568,362
MODOT	MO W	I-70 TO US 61 SHOULDER AND SAFETY IMPROVEMENTS	ST. CHARLES	6651T-16	6S3147	No	No	5.70	\$2,815,000	\$2,533,500	\$3,134,792	\$2,824,039	\$6,321	(\$290,539)
MODOT	MO YY	MO Y TO MO 185 PAVEMENT REPAIR & GUARDRAIL UPGRADES	FRANKLIN	6852P-18	6S3368	No	No	6.82	\$251,000	\$200,800	\$761,327	\$609,062	\$381,062	(\$408,262)
MODOT	OR 55	VOGEL RD TO END OF MAINT; IMPER. MAIN: OR 55 TO OLD STATE RD RESURFACING, GUARDRAIL, ADA TRANSITION PLAN	JEFFERSON	6936A-19	6S3421	No	Yes	4.59	\$1,199,000	\$959,200	\$1,285,798	\$1,061,556	\$921,556	(\$102,356)
MODOT	OR I-44	DISCONNECTED SECTIONS B/W ANTIRE & YARNELL RD PAVEMENT RESURFACING & ADA TRANS. PLAN IMPR.	ST. LOUIS	6991B-20	6S3476	No	Yes	7.86	\$4,958,000	\$3,966,400	\$353,000	\$282,400	\$282,400	\$3,684,000
MODOT	RR XING IMPROVEMENTS	FRANKLIN CO, VILLA RIDGE, RAIL/GRADE CROSSING IMPROVEMENT FOR PROTECTIVE DEVICES, CROSSING #596 283W ON RT M NEAR VILLA RIDGE, MO.	FRANKLIN	N/A	000S300	No	No	0.10	N/A	N/A	\$625,000	\$562,500	\$562,500	N/A
MODOT	RR XING IMPROVEMENTS	RAIL/GRADE CROSSING IMPROVEMENT FOR VARIOUS CROSSBUCK CROSSINGS ON CENTRAL MIDLAND RAILWAY IN FRANKLIN & ST LOUIS COUNTIES.	MULTI-COUNTY-M	N/A	000S392	No	No	0.10	N/A	N/A	\$404,844	\$323,875	\$323,875	N/A
MODOT	RR XING IMPROVEMENTS	BNSF RAIL/GRADE CROSSING IMPROVEMENT FOR PROTECTIVE DEVICES. CROSSING #668 349V	MULTI-COUNTY-M	N/A	000S460	No	No	0.10	N/A	N/A	\$277,458	\$221,967	(\$57,320)	N/A
MODOT	RR XING IMPROVEMENTS	BNSF RAIL/GRADE CROSSING IPROVEMENT FOR PROTECTIVE DEVICES, CROSSING #663 877E	MULTI-COUNTY-M	N/A	000S525	No	No	0.10	N/A	N/A	\$185,107	\$157,341	(\$9,873)	N/A
MODOT	RR XING IMPROVEMENTS	ST LOUIS CO, MHTC RAIL/GRADE CROSSING IMPROVEMENT FOR PROTECTIVE DEVICES, CROSSING #664 305G	MULTI-COUNTY-M	N/A	000S570	No	No	0.10	N/A	N/A	\$36,268	\$18,134	(\$348)	N/A
MODOT	RR XING IMPROVEMENTS	CENTRAL MISSOURI RAILWAY/GRADE CROSSING IMPROVE FOR PROTECTIVE DEVICES. INSTALL NEW FLASHING LIGHT SIGNALS/GATES WITH LED, 2 AUDIBLE BELLS AND NEW SIGNAL BUNGALOW. CROSSING #596 299T AT WASHINGTON AVE IN UNION MO, FRANKLIN COUNTY.	FRANKLIN	N/A	000S592	No	No	0.10	N/A	N/A	\$791,202	\$632,962	\$96,000	N/A
MODOT	SIGNAL OPTIMIZATION - 2018	MO 109: SHEPARD-LEGEND; MO D: 14TH-SCHUE; I-64 INT: MO DD-LSL BLVD; MO 364 INT: BRYAN-ARENA; I-70 INT: TUCKER-GRAND & TR HUGH-BRYAN	MULTI-COUNTY-M	6758E-18	6P3217	No	No	0.00	\$520,000	\$416,000	\$524,626	\$419,701	\$3,701	(\$3,701)
MODOT	US 50	WEST OF MO AT TO I-44 INTERSECTION IMPROVEMENTS (BRIDGE A6361)	FRANKLIN	5307A-11	6P2350	No	No	0.60	\$502,000	\$401,600	\$128,240	\$102,592	(\$56,583)	\$299,008
MODOT	US 50	E/O PROGRESS PKWY TO W/O I-44 & AT MO EE PAVEMENT RESURFACING & ADD TURN LNS AT MO EE	FRANKLIN	6788N-17	6P3246	No	No	2.94	\$3,138,000	\$2,431,000	\$3,891,118	\$3,401,510	\$2,966,310	(\$970,510)

Projects Obligating Federal Highway Administration Funds - Missouri

Project Information									As Programmed in TIP		Actual Budget to Date		Obligated	Federal Funds Remaining
Sponsor	Title	Description	County	TIP #	Sponsor #	Bike Elements	Ped Elements	Length (Miles)	Total Project Cost	Total Federal Cost	Total Project Cost	Total Federal Cost	Federal Funds Obligated in FY 2020 (10/1/19-9/30/20)	
MODOT	US 50	WEST OF INDEPENDENCE RD TO MO 47 RESURFACING, GUARDRAIL AND PED UPGRADES, AND PIPE REPLACEMENTS	FRANKLIN	6990Z-20	6P3436	No	No	2.42	\$7,187,000	\$5,749,600	\$525,000	\$420,000	\$420,000	\$5,329,600
MODOT	US 61	N/O BIG BEND BLVD TO BARRACKSVIEW RD PAVEMENT RESURFACING, SIGNAL RECONSTRUCTION, & ADA TRANSITION PLAN	ST. LOUIS	6807W-18	6S3281	No	Yes	7.25	\$16,123,000	\$12,898,400	\$2,145,796	\$1,716,636	\$1,149,214	\$11,181,764
MODOT	US 61	I-64 TO BARRACKSVIEW RD PAVEMENT MARKING	ST. LOUIS	6992C-20	6S3513	No	No	11.80	\$26,000	\$20,800	\$232,376	\$185,901	\$185,901	(\$165,101)
MODOT	US 61	MO M TO SOUTH OF CHURCH ROAD PAVEMENT IMPROVEMENTS	JEFFERSON	5975A-16	6S3123	No	No	6.65	\$3,609,000	\$2,887,400	\$3,861,424	\$3,123,631	\$7,895	(\$236,231)
MODOT	US 61	N/O MERAMEC RIVER TO S/O COLLIER DR PAVEMENT RESURFACING, GUARDRAIL UPGRADE & ADA TRANSITION PLAN	JEFFERSON	6806J-18	6S3296	No	Yes	2.56	\$13,254,000	\$10,603,200	\$3,010,000	\$2,408,000	\$1,920,000	\$8,195,200
MODOT	US 61	BRANDON WALLACE WAY TO 6TH ST IN CRYSTAL CITY ADD TWO WAY LEFT TURN LANE & RESURFACING	JEFFERSON	6887D-19	6S3391	No	Yes	1.08	\$2,517,000	\$2,265,300	\$262,716	\$236,444	\$76,500	\$2,028,856
MODOT	US 61	US 67 TO MO M PAVEMENT RESURFACING, GUARDRAIL UPGRADE, ADA TRANSITION OVER JOACHIM CREEK B/W SCENIC DR & JOACHIM RD BRIDGE REPLACEMENT & SLIDE REPAIR	JEFFERSON	6892R-19	6S3399	No	Yes	10.90	\$11,693,000	\$9,354,400	\$800,000	\$640,000	\$40,000	\$8,714,400
MODOT	US 61	AT TUNNEL UNDER LAMBERT AIRPORT ITS PRESERVATION, REPAIRS, AND UPGRADES	JEFFERSON	6892C-18	6S3289	No	No	0.92	\$11,843,000	\$9,474,400	\$1,497,516	\$1,198,013	\$598,013	\$8,276,387
MODOT	US 67	AT MONTAUK ROAD INTERSECTION IMPROVEMENTS	ST. LOUIS	5901-13	6Q2039F	No	No	0.25	\$1,234,000	\$810,000	\$651,146	\$651,146	(\$50,882)	\$158,854
MODOT	US 67	AT VICTORIA ROAD INTERSECTION IMPROVEMENTS	JEFFERSON	6651Q-16	6P3144	No	No	0.05	\$333,000	\$299,700	\$265,585	\$239,369	\$28,756	\$60,331
MODOT	US 67	AT CHAMINADE, LADUE RD, & QUAILWAYS DR SIGNALS & ADA TRANSITION PLAN IMPROVEMENTS	JEFFERSON	6651R-16	6P3145	No	No	0.04	\$2,004,000	\$1,803,600	\$1,017,808	\$906,921	(\$2,997)	\$896,679
MODOT	US 67	AT MO AC PAVEMENT, DRAINAGE, & ADA TRANSITION PLAN IMPROVEMENTS	ST. LOUIS	6785F-17	6S3238	No	Yes	0.06	\$1,414,000	\$1,123,200	\$1,189,099	\$1,031,854	(\$54,895)	\$91,346
MODOT	US 67	AT MO AC PAVEMENT, DRAINAGE, & ADA TRANSITION PLAN IMPROVEMENTS	ST. LOUIS	6788Z-17	6S3250	No	Yes	0.14	\$517,000	\$393,600	\$397,809	\$320,346	\$5,101	\$73,254
MODOT	US 67	MISSISSIPPI RIVER TO N/O MACHENS CLUB DR RAISE SOUTHBOUND LANES & ADD SIGNALIZED INTERSECTION	ST. CHARLES	6852S-18	6P3372	No	No	1.50	\$2,311,000	\$1,848,800	\$792,195	\$633,756	\$88,920	\$1,215,044
MODOT	US 67	I-70 TO 0.3 MI S/O MO D RESURFACING AND SIGN REPLACEMENT	ST. LOUIS	6992K-20	6P3523	No	No	3.74	\$693,000	\$554,400	\$783,310	\$641,777	\$641,777	(\$87,377)
MODOT	VARIOUS	VARIOUS ROUTES JOB ORDER CONTRACTING FOR BRIDGE MAINTENANCE	MULTI-COUNTY-M	5728-15	6P3013	No	No	0.00	\$2,150,000	\$1,714,000	\$2,321,437	\$1,857,150	\$93,550	(\$143,150)
MODOT	VARIOUS	MOTORISTS ASSIST OPERATIONS AND STAFF *	MULTI-COUNTY-M	5739-17	6Q3000B	No	No	0.00	\$2,085,000	\$1,668,000	\$2,261,484	\$2,261,096	\$176,096	(\$593,096)
MODOT	VARIOUS	SCOPING FOR FUTURE PROJECTS ON VARIOUS ROUTES IN ST LOUIS DISTRICT	REGIONAL-M	6798G-18	6P3269	No	No	0.00	\$201,000	\$160,800	\$225,000	\$180,000	\$180,000	(\$19,200)
MODOT	VARIOUS	IN ST. LOUIS DISTRICT ITS SYSTEM PRESERVATION, REPAIRS, AND UPGRADES	MULTI-COUNTY-M	6702E-19	6Q3171F	No	No	0.00	\$1,130,000	\$904,000	\$1,129,000	\$854,000	\$854,000	\$50,000
MODOT	VARIOUS	IN ST. LOUIS DISTRICT EMERGENCY RESPONSE OPERATIONS AND STAFF	MULTI-COUNTY-M	6702A-19	6Q3171B	No	No	0.00	\$2,543,000	\$2,034,400	\$2,442,062	\$2,442,062	(\$99,938)	(\$407,662)
MODOT	VARIOUS	TMC BUILDING ITS OPERATIONS, MODOT STAFF, EQUIPMENT MAINTENANCE AND TMC OPERATIONS	MULTI-COUNTY-M	6702B-19	6Q3171C	No	No	0.00	\$1,013,000	\$810,400	\$704,895	\$701,075	\$701,075	\$109,325
MODOT	VARIOUS	THROUGHOUT JEFFERSON COUNTY ADD CHEVRONS TO CURVES	JEFFERSON	6887E-19	6S3395	No	No	0.00	\$337,000	\$303,300	\$135,048	\$130,136	(\$10,672)	\$173,164
NEW HAVEN	DOWNTOWN IMPROVEMENTS, PHASE 1	FRONT ST: OLIVE TO MILLER; MILLER ST: UP RR TO MAIN ST RECONSTRUCTION - SIDEWALKS (8') - STREETSCAPING	FRANKLIN	6735-18	STP-9901(633)	No	Yes	0.17	\$908,208	\$726,567	\$87,349	\$69,880	\$8,000	\$656,688

Projects Obligating Federal Highway Administration Funds - Missouri

Project Information									As Programmed in TIP		Actual Budget to Date		Obligated	Federal Funds Remaining
Sponsor	Title	Description	County	TIP #	Sponsor #	Bike Elements	Ped Elements	Length (Miles)	Total Project Cost	Total Federal Cost	Total Project Cost	Total Federal Cost	Federal Funds Obligated in FY 2020 (10/1/19-9/30/20)	
NEW HAVEN	DOWNTOWN IMPROVEMENTS, PHASE 2	MAIN ST: MILLER TO OLIVE ST; OLIVE ST: MAIN ST TO UP RR RECONSTRUCTION - SIDEWALKS (5')	FRANKLIN	6824-19	STP-9901(645)	No	Yes	0.16	\$707,404	\$565,923	\$75,738	\$60,591	\$12,000	\$505,332
NEW HAVEN	MAUPIN STREET, PHASE 2	MO 100 TO 375 FEET SOUTH OF LOCUST STREET RESURFACING - SIDEWALK - ADA IMPROVEMENTS	FRANKLIN	6492-16	STP-9900(671)	No	Yes	0.64	\$991,214	\$807,946	\$1,013,018	\$807,946	\$2,701	\$0
NORTHWOODS	NELSON DRIVE SIDEWALK	LILLIAN AVE TO PASADENA AVE SIDEWALK (5') - ONE SIDE - SHARROWS	ST. LOUIS	6871-18	TAP-5500(686)	No	Yes	0.53	\$647,403	\$517,922	\$500,134	\$400,107	\$350,101	\$117,815
O'FALLON	BRYAN ROAD	SUNVIEW DRIVE TO NORWOOD HILLS CONCRETE SLAB REPLACEMENT - ADA IMPROVEMENTS	ST. CHARLES	6590-16	STP-7302(662)	No	Yes	0.53	\$989,000	\$791,200	\$902,472	\$721,978	(\$60,745)	\$69,222
O'FALLON	BRYAN ROAD, PHASE 3	NORWOOD HILLS DR TO FEISE RD SLAB REPLACEMENT	ST. CHARLES	6714-19	STP-7302(666)	No	Yes	0.79	\$1,050,000	\$840,000	\$873,015	\$698,412	(\$141,588)	\$141,588
O'FALLON	MAIN ST, PHASE 1	PITMAN ST TO S/O RAILROAD TRACKS RESURFACING - CURB RAMPS - SIDEWALKS	ST. CHARLES	6904-20	STP-7302(675)	No	Yes	0.32	\$2,374,599	\$1,899,679	\$124,998	\$99,999	\$99,999	\$1,799,680
O'FALLON	WINGHAVEN BLVD	MO N TO SOUTH OF THE WINGHAVEN/HAMMACK RD RESURFACING - PED IMPROVEMENTS AT INTERSECTIONS	ST. CHARLES	6825-19	STP-7302(670)	No	Yes	1.50	\$1,630,508	\$1,304,406	\$123,422	\$98,737	\$16,000	\$1,205,669
OLIVETTE	DIELMAN ROAD, PHASE 2	TAMARACK DRIVE TO MO 340 (OLIVE BLVD) RESURFACING - SIDEWALK (5') EAST SIDE - WIDENING TO 13' LNS	ST. LOUIS	6826-20	STP-5627(604)	No	Yes	0.60	\$821,645	\$574,577	\$839,870	\$574,577	\$574,577	\$0
PACIFIC	DENTON ROAD BRIDGE	OVER BRUSH CREEK REPLACE BRIDGE - SIDEWALK (6')	FRANKLIN	6914-20	STP-5419(612)	No	Yes	0.20	\$1,391,494	\$1,113,195	\$119,308	\$95,447	\$95,447	\$1,017,748
PEVELY	MO Z	BURGER KING ROAD TO US 61/67 TWO WAY TURN LANE - NEW SIGNALS - RESURFACING	JEFFERSON	6496-17	STP-5403(664)	No	Yes	0.50	\$1,358,758	\$952,226	\$1,105,964	\$884,771	\$33,805	\$67,455
RICHMOND HEIGHTS	MCKNIGHT ROAD - 2020	CLAYTON RD TO SOUTH OF LAY RD RESURFACING	ST. LOUIS	6745G-19	STP-5609(615)	No	No	0.85	\$1,026,300	\$678,160	\$1,052,876	\$678,160	\$544,880	\$0
RICHMOND HEIGHTS	MCKNIGHT ROAD SIDEWALK	CLAYTON RD TO GODWIN LN SIDEWALK (6') - ONE SIDE	ST. LOUIS	6872-18	TAP-5412(605)	No	Yes	0.70	\$898,600	\$718,880	\$924,851	\$718,880	\$669,091	\$0
ROCK HILL	KORTWRIGHT AVENUE	MANCHESTER RD TO WARSON PL RESURFACING - SIDEWALKS (4') - WHITESTONE TO WARSON TR	ST. LOUIS	6738-18	STP-5577(636)	No	Yes	0.43	\$445,791	\$334,343	\$485,743	\$334,343	\$242,535	\$0
ST. ANN	GERALDINE AVENUE BRIDGE	OVER COLDWATER CREEK REPLACE BRIDGE - SIDEWALK (5')	ST. LOUIS	6911-20	STP-5418(617)	No	Yes	0.10	\$660,000	\$528,000	\$100,171	\$80,137	\$80,137	\$447,863
ST. ANN	OLD ST. CHARLES ROAD	ADIE RD TO CITY LIMITS (400' EAST OF LINDBERGH BLVD) RESURFACING	ST. LOUIS	6739-18	STP-5565(610)	No	No	0.50	\$421,775	\$337,420	\$384,085	\$307,268	(\$30,152)	\$30,152
ST. CHARLES	FLASHING YELLOW ARROWS, PHASE 2 - ST. CHARLES	AT 15 SIGNALIZED INTERSECTIONS WITHIN CITY LIMITS	ST. CHARLES	6760-17	CMAQ-7302(668)	No	No	0.00	\$305,000	\$244,000	\$162,214	\$129,737	(\$5,844)	\$114,264
ST. CHARLES	LINCOLN ELEMENTARY SRTS	NEAR LINCOLN E.S. - ALONG PERRY ST, 7TH ST SIDEWALK (5'-6')	ST. CHARLES	6873-18	TAP-7303(616)	No	Yes	0.85	\$900,000	\$720,000	\$1,112,703	\$720,000	\$632,000	\$0
ST. CHARLES	STRATEGIC HWY SAFETY PLAN IMPROVEMENTS	ALONG BOONE'S LICK, KINGSHWY, ELM, LINDENWOOD RANDOLPH/MEL WETTER, LITTLE HILLS/MEL WETTER	ST. CHARLES	6829-19	STP-7302(671)	No	No	5.33	\$700,000	\$560,000	\$81,739	\$65,391	\$10,992	\$494,609
ST. CHARLES	ZUMBEHL RD	OVER COLE CREEK REPLACE CULVERT - SHARED USE PATH (10') - SIDEWALK (5')	ST. CHARLES	6922B-20	STP-5645(603)	Yes	Yes	0.10	\$2,500,000	\$2,000,000	\$324,841	\$259,873	\$259,873	\$1,740,127
ST. CHARLES	ZUMBEHL ROAD/FRIEDENS ROAD	VETERAN'S MEMORIAL PARKWAY TO ARENA PARKWAY SLAB REPLACEMENT - DIAMOND GRIND - ADA IMPROVEMENTS	ST. CHARLES	6333-15	STP-7302(653)	No	Yes	3.00	\$1,460,000	\$1,168,000	\$1,589,816	\$1,168,000	(\$0)	\$0
ST. CHARLES COUNTY	GATEWAY GREEN LIGHT, PHASE 4	VARIOUS RDS IN ST. CHARLES CO - TRAVEL TIME DETECTORS, COUNT STNS, PTZ CAMERAS, DYNAMIC MSG SIGNS, FIBEROPTIC	ST. CHARLES	6761-17	CMAQ-5414(632)	No	No	18.00	\$2,122,296	\$1,697,837	\$2,393,627	\$1,666,877	(\$12,415)	\$30,960
ST. CHARLES COUNTY	MO 364	AT GUTERMUTH RD NEW INTERCHANGE	ST. CHARLES	6830A-20 & 6830AA-20	STP-7302(669) & 6P3350	No	No	1.10	\$6,000,000	\$3,900,800	\$5,339,137	\$4,182,709	\$2,682,709	(\$281,909)
ST. CHARLES COUNTY	MO 364	W/O HERITAGE CROSSING NEW WB ON/OFF RAMP	ST. CHARLES	6932-19	CMAQ-7302(679)	No	No	0.20	\$2,808,000	\$1,404,000	\$2,117,511	\$1,058,756	\$1,058,756	\$345,244
ST. CHARLES COUNTY	MO N	AT HOPEWELL RD REALIGN INTERSECTION	ST. CHARLES	6606-18	STP-5664(605)	No	No	0.44	\$1,795,000	\$1,096,000	\$1,699,325	\$1,096,000	\$1,096,000	\$0
ST. CHARLES COUNTY	MO N	AT WEISS RD REALIGN INTERSECTION	ST. CHARLES	6741-19	STP-5664(606)	No	No	0.31	\$1,535,000	\$1,096,000	\$2,187,142	\$1,096,000	\$1,096,000	\$0

Projects Obligating Federal Highway Administration Funds - Missouri

Project Information									As Programmed in TIP		Actual Budget to Date		Obligated	Federal Funds Remaining
Sponsor	Title	Description	County	TIP #	Sponsor #	Bike Elements	Ped Elements	Length (Miles)	Total Project Cost	Total Federal Cost	Total Project Cost	Total Federal Cost	Federal Funds Obligated in FY 2020 (10/1/19-9/30/20)	
ST. CHARLES COUNTY	MO N	AT MO Z TRAFFIC SIGNAL - REALIGN INTERSECTION	ST. CHARLES	6847-19	CMAQ-7302(674)	No	No	0.25	\$2,074,000	\$1,534,000	\$480,000	\$384,000	\$384,000	\$1,150,000
ST. CHARLES COUNTY	NAHM ROAD	OVER TRIBUTARY OF SEHRT CREEK REPLACE BRIDGE	ST. CHARLES	5203C-16	BRO-B092(011)	No	No	0.10	\$70,500	\$56,400	\$49,177	\$49,177	(\$138)	\$7,223
ST. CHARLES COUNTY	PITMAN HILL ROAD SHARED USE PATH	CHADWICK LN TO 270' S/O SAMMELMAN RD SHARED USE PATH (10')	ST. CHARLES	6874-19	TAP-7303(617)	Yes	Yes	0.51	\$739,625	\$559,700	\$1,058,145	\$559,700	\$559,700	\$0
ST. CHARLES COUNTY	REGIONAL ITS DATA SHARING INITIATIVE, PHASE 1	IMPLEMENT DATA SHARING AND INCIDENT DATA EXCHANGE BETWEEN MODOT AND ST CHARLES COUNTY	ST. CHARLES	6758B-18	CMAQ-7302(680)	No	No	0.00	\$1,500,000	\$1,200,000	\$1,500,000	\$1,200,000	\$1,200,000	\$0
ST. LOUIS	DR. MARTIN LUTHER KING DR	NEWSTEAD AVE TO VANDEVENTER AVE LIGHTING-SIGNAL INTERCONNECT- SIGNAL IMPROVEMENTS	ST. LOUIS CITY	6743-18	STP-9901(643)	No	No	0.80	\$1,800,000	\$1,440,000	\$1,429,993	\$1,105,691	(\$279,777)	\$334,309
ST. LOUIS	GERMANIA STREET	GRAVOIS AVENUE (MO 30) TO I-55 RESURFACING- PEDESTRIAN FACILITIES	ST. LOUIS CITY	6501-16	STP-5424(606)	No	Yes	1.65	\$1,600,000	\$1,280,000	\$1,578,172	\$1,261,146	(\$4,639)	\$18,854
ST. LOUIS	HALL STREET, PHASE 1	E. GRAND AVE TO ADELAIDE AVE RECONSTRUCTION - SIDEWALK (5') - RD DIET (4 TO 2 LN)	ST. LOUIS CITY	6744-18	STP-5404(603)	No	Yes	0.59	\$4,300,000	\$3,000,000	\$3,496,177	\$2,447,324	(\$438,643)	\$552,676
ST. LOUIS	JEFFERSON / 22ND TRAFFIC FLOW IMPROVEMENTS	RECONFIGURE I-64/PINE/MARKET/JEFFERSON INTERCHANGE SIGNAL IMPROVEMENTS - SHARED USE PATH/CYCLE TRACK	ST. LOUIS CITY	6919A-19	CMAQ-5417(604)	Yes	No	6.51	\$10,000,000	\$8,000,000	\$1,601,356	\$1,280,000	\$427,919	\$6,720,000
ST. LOUIS	JEFFERSON/22ND ST INTERCHANGE IMPROVEMENTS	RECONFIGURE I-64/PINE/MARKET/JEFFERSON INTERCHANGE REESTABLISH STREET GRID - CURB RAMPS - RESURFACING	ST. LOUIS CITY	6919-20	STP-5417(605)	No	Yes	1.44	\$7,500,000	\$6,000,000	\$1,221,370	\$960,000	\$331,908	\$5,040,000
ST. LOUIS	NORTH BROADWAY	THRUSH AVENUE TO WALTER AVENUE LANE DIET (4 TO 2 LNS) - REPLACE SIDEWALKS - TRAFFIC SIGNALS	ST. LOUIS CITY	6338-15	STP-9900(665)	Yes	Yes	0.33	\$2,650,000	\$2,120,000	\$2,482,797	\$1,986,238	(\$8,470)	\$133,762
ST. LOUIS	OFF-SYSTEM BRIDGE MAINTENANCE	MAINTENANCE AND REPAIR OF 8 BRIDGES CONCEPTUAL STUDY FOR BRIDGE MAINTENANCE	ST. LOUIS CITY	5205B-13	BRO-B115(15)	No	No	0.10	\$1,071,000	\$865,020	\$3,298,582	\$2,791,148	\$720,311	(\$1,926,128)
ST. LOUIS	TRAFFIC MANAGEMENT ENHANCEMENTS, PHASE 4	VARIOUS LOCATIONS ALONG GOODFELLOW, MLK DR, HALLS FERRY RD - TRAFFIC MONITORING CAMERAS - SIGNAL IMPR.	ST. LOUIS CITY	6982B-20	CMAQ-9901(656)	No	No	7.00	\$3,600,000	\$2,880,000	\$344,345	\$275,476	\$275,476	\$2,604,524
ST. LOUIS	WASHINGTON AVENUE	GRAND BLVD TO THE SHELDON CONCERT HALL PEDESTRIAN FACILITIES (12') - LIGHTING - SHARED LN MARKING	ST. LOUIS CITY	6550-16	TAP-5436(602)	Yes	Yes	0.10	\$1,600,000	\$1,000,000	\$1,169,843	\$860,739	(\$139,261)	\$139,261
ST. LOUIS COUNTY	2017 SOUTH COUNTY ITS	LOCATIONS ALONG AMBS RD; BUTLER HILL; LEMAY FERRY LINDBERGH BLVD; UNION RD, FORDER RD AND MERAMEC BOTTOM RD	ST. LOUIS	6636B-16	CMAQ-4900(630)	No	No	6.80	\$984,000	\$783,200	\$464,694	\$371,742	(\$154,473)	\$411,458
ST. LOUIS COUNTY	2017 SOUTHWEST COUNTY ITS	VARIOUS LOCATIONS ALONG BOWLES AVE; CLAYTON RD; HAWKINS RD AND OLD STATE RD	ST. LOUIS	6636C-16	CMAQ-4900(631)	No	No	8.70	\$1,030,300	\$756,400	\$732,507	\$586,006	(\$69,440)	\$170,394
ST. LOUIS COUNTY	2017 WEST COUNTY ITS	VARIOUS LOCATIONS ALONG CARMAN RD; CHESTERFIELD PKY W; CONWAY RD; KEHRS MILL RD; MCKNIGHT RD AND WEIDMAN RD	ST. LOUIS	6636D-16	CMAQ-4900(632)	No	No	7.30	\$1,111,000	\$815,920	\$677,805	\$542,244	(\$65,939)	\$273,676
ST. LOUIS COUNTY	AIRPORT RD	E/O I-170 TO N FLORISSANT RD RESURFACING - CURB RAMPS	ST. LOUIS	6745J-21	STP-5595(617)	No	Yes	1.80	\$3,700,100	\$2,220,060	\$161,645	\$114,600	\$114,600	\$2,105,460
ST. LOUIS COUNTY	BALLAS ROAD/DOUGHERTY FERRY ROAD ITS	BALLAS RD - DOUGHERTY FERRY TO CLAYTON RD DOUGHERTY FERRY RD - HIGHLAND AVE TO BALLAS RD	ST. LOUIS	6764C-17	CMAQ-5561(610)	No	No	3.40	\$779,300	\$560,080	\$524,747	\$365,280	(\$53,113)	\$194,800
ST. LOUIS COUNTY	BAUR BOULEVARD/ GUELBRETH LANE - 2017	BAUR BLVD: WARSON-LINDBERGH; GUELBRETH: SCHUETZ- OLD OLIVE STREET RD - RESURFACING	ST. LOUIS	6503N-16	STP-4900(625)	No	No	1.17	\$1,475,445	\$1,180,356	\$1,306,776	\$1,026,756	(\$116,398)	\$153,600
ST. LOUIS COUNTY	BAXTER ROAD (WEST)-2017	CLARKSON ROAD TO 0.1 MILE NORTH OF COUNTRY FIELD DRIVE RESURFACING	ST. LOUIS	6503K-16	STP-5548(605)	No	No	0.94	\$1,518,000	\$1,214,400	\$1,195,396	\$928,426	(\$162,145)	\$285,974
ST. LOUIS COUNTY	BIG BEND/MURDOCH/SHREWSBURY ITS	VARIOUS LOCATIONS ALONG BIG BEND/MURDOCH/SHREWS PTZ CAMERAS AND BEACONS AT VARIOUS LOCATIONS	ST. LOUIS	6764B-17	CMAQ-5537(622)	No	No	0.00	\$1,084,300	\$863,440	\$590,674	\$472,097	(\$131,142)	\$391,343



Projects Obligating Federal Highway Administration Funds - Missouri

Project Information									As Programmed in TIP		Actual Budget to Date		Obligated	Federal Funds Remaining
Sponsor	Title	Description	County	TIP #	Sponsor #	Bike Elements	Ped Elements	Length (Miles)	Total Project Cost	Total Federal Cost	Total Project Cost	Total Federal Cost	Federal Funds Obligated in FY 2020 (10/1/19-9/30/20)	
ST. LOUIS COUNTY	BUCKLEY ROAD-2017	LEMAY FERRY ROAD(MO 267) TO SAPPINGTON BARRACKS ROAD RESURFACING	ST. LOUIS	6503O-16	STP-5461(608)	No	No	1.21	\$1,158,373	\$926,698	\$1,018,185	\$814,548	\$25,264	\$112,150
ST. LOUIS COUNTY	BUTLER HILL ROAD	0.1 MILE W/O I-55 TO MO 21 RESURFACING	ST. LOUIS	6354-16	STP-5546(605)	No	No	1.30	\$1,763,000	\$1,406,400	\$1,621,639	\$1,245,022	(\$146,412)	\$161,378
ST. LOUIS COUNTY	CHESTERFIELD PARKWAY WEST (NORTH)	I-64 TO OLIVE BOULEVARD (MO 340) RESURFACING - ADA IMPROVEMENTS - DUAL LEFT AT SWINGLEY	ST. LOUIS	6607H-16	STP-5410(628)	No	Yes	1.05	\$2,102,600	\$1,500,000	\$1,470,701	\$1,153,070	(\$258,418)	\$346,930
ST. LOUIS COUNTY	DORSETT ROAD (WEST) - 2017	I-270 TO 160 FEET WEST OF 2ND COMMERCIAL ENT. TO DORSETT VILLAGE SHOPPING PLAZA - RESURFACING	ST. LOUIS	6503G-16	STP-5523(621)	No	No	0.38	\$1,583,907	\$1,267,124	\$1,111,421	\$867,807	(\$134,256)	\$399,317
ST. LOUIS COUNTY	FEE FEE ROAD	MO 340 TO 430' W/O BENNINGTON PL REPLACE DAMAGED CONCRETE SLABS	ST. LOUIS	6349-16	STP-5556(605)	No	No	1.21	\$2,276,000	\$1,816,800	\$1,400,003	\$1,089,509	(\$253,334)	\$727,291
ST. LOUIS COUNTY	HALLS FERRY ROAD	ST. CYR RD TO ST. LOUIS CITY LIMITS RESURFACING	ST. LOUIS	6348-16	STP-9900(655)	No	No	1.07	\$1,738,000	\$1,386,400	\$1,380,154	\$1,079,724	(\$306,676)	\$306,676
ST. LOUIS COUNTY	HANLEY ROAD - B	MO D TO MO 180 RESURFACING	ST. LOUIS	6346-16	STP-5613(604)	No	No	1.04	\$1,491,000	\$1,188,800	\$1,164,139	\$913,404	(\$200,402)	\$275,396
ST. LOUIS COUNTY	HEINTZ ROAD BRIDGE	OVER MATTESE CREEK REPLACE BRIDGE - SIDEWALK (6')	ST. LOUIS	6905B-20	STP-4900(639)	No	Yes	0.10	\$1,687,700	\$1,350,160	\$189,972	\$151,978	\$151,978	\$1,198,182
ST. LOUIS COUNTY	J.S. MCDONNELL BLVD BRIDGE	OVER COLDWATER CREEK REPLACE BRIDGE - SHOULDER (5'3')	ST. LOUIS	6905C-20	STP-4900(640)	No	No	0.10	\$2,552,300	\$1,900,000	\$318,817	\$221,765	\$221,765	\$1,678,235
ST. LOUIS COUNTY	JENNINGS STATION ROAD (SOUTH) INFRASTRUCTURE	WEST FLORISSANT AVENUE TO 260' SW OF HORD AVENUE RESURFACING	ST. LOUIS	6503R-16	STP-5608(605)	No	No	0.46	\$1,411,000	\$1,128,800	\$998,719	\$793,226	(\$96,957)	\$335,574
ST. LOUIS COUNTY	KEHRS MILL ROAD	CLARKSON RD TO CLAYTON RD RESURFACING	ST. LOUIS	6355-15	STP-5500(676)	No	No	1.34	\$1,373,000	\$1,094,400	\$1,144,578	\$874,091	(\$112,190)	\$220,309
ST. LOUIS COUNTY	LUCAS AND HUNT ROAD	MO 180 TO WOODROW RESURFACING	ST. LOUIS	6347-16	STP-9900(656)	No	Yes	1.17	\$1,989,000	\$1,587,200	\$1,231,064	\$955,395	(\$134,933)	\$631,805
ST. LOUIS COUNTY	LUCAS-HUNT ROAD (NORTH) - 2020	HORD AVENUE/HUISKAMP AVE TO HALLS FERRY (MO AC) RESURFACING - BIKE LN (5')	ST. LOUIS	6745E-19	STP-9901(637)	Yes	No	1.50	\$2,380,000	\$1,744,000	\$2,355,794	\$1,744,000	\$1,744,000	\$0
ST. LOUIS COUNTY	MCKELVEY ROAD, PHASE 2 - 2021	GLENPARK DR TO CREVE COEUR MILL RD RESURFACING - SIDEWALK (5') E: SMOKE RISE TO CR. COEUR MILL	ST. LOUIS	6834F-19	STP-5558(610)	No	Yes	0.95	\$1,612,300	\$1,128,610	\$306,042	\$207,130	\$86,450	\$921,480
ST. LOUIS COUNTY	MEHL AVENUE/PATTERSON ROAD - 2019	LEMAY FERRY ROAD (US 61-67) TO YAEGER ROAD RESURFACING - ADA IMPROVEMENTS	ST. LOUIS	6607C-18	STP-5601(608)	No	Yes	1.71	\$1,891,800	\$1,509,440	\$1,320,339	\$972,248	(\$287,566)	\$537,192
ST. LOUIS COUNTY	MERAMEC BOTTOM ROAD BRIDGE	OVER LEMAY CREEK (APPROX 1200' WEST OF I-55) REPLACE BRIDGE	ST. LOUIS	6834G-19	STP-4901(643)	No	No	0.10	\$1,369,000	\$1,095,200	\$248,397	\$164,640	\$42,800	\$930,560
ST. LOUIS COUNTY	MISSOURI BOTTOM ROAD	FEE FEE RD TO I-270 RESURFACING - ADA IMPROVEMENTS	ST. LOUIS	5810-15	STP-5401(689)	No	Yes	1.10	\$1,475,000	\$1,180,000	\$1,308,223	\$1,028,498	(\$151,502)	\$151,502
ST. LOUIS COUNTY	NEW BALLWIN RD BRIDGE	OVER KIEFER CREEK BRIDGE REPLACEMENT	ST. LOUIS	5204E-19	BRO-B096(005)	No	No	0.10	\$1,390,300	\$1,112,240	\$251,357	\$251,357	\$78,000	\$860,883
ST. LOUIS COUNTY	NORTH CENTRAL COUNTY ITS - 2016	VARIOUS LOCATIONS ALONG WOODSON, MCKNIGHT, DELMAR, BAUR, AND SCHUETZ - INSTALL FIBEROPTIC	ST. LOUIS	6400-16	CMAQ-9900(659)	No	No	4.10	\$1,134,000	\$903,200	\$855,017	\$531,772	(\$99,166)	\$371,428
ST. LOUIS COUNTY	NORTH COUNTY ITS - 2021	VARIOUS LOCATIONS ALONG HOWDERSHELL RD, OLD HALLS FERRY RD, SHACKELFORD RD	ST. LOUIS	6983-20	CMAQ-4900(641)	No	No	4.56	\$1,347,800	\$1,078,240	\$129,422	\$103,537	\$103,537	\$974,703
ST. LOUIS COUNTY	NORTH HANLEY ROAD - D	1100' S/O FROST AVE TO 60' N/O MORNINGAIRE CIRCLE REPLACE DAMAGED CONCRETE SLABS	ST. LOUIS	6345-16	STP-5613(606)	No	Yes	0.91	\$1,545,000	\$1,232,000	\$1,182,038	\$917,423	(\$289,583)	\$314,577
ST. LOUIS COUNTY	OLD HALLS FERRY RD BRIDGE	OVER COLDWATER CREEK REPLACE BRIDGE	ST. LOUIS	6561-15	BRM-5610(609)	No	Yes	0.10	\$1,304,357	\$1,039,680	\$1,339,419	\$1,035,133	(\$4,547)	\$4,547
ST. LOUIS COUNTY	OLD JAMESTOWN ROAD (WEST) 2018	VAILLE AVENUE TO SHACKELFORD ROAD/DOUGLAS ROAD. RESURFACING	ST. LOUIS	6503F-17	STP-4901(640)	No	No	1.61	\$1,028,000	\$822,400	\$796,416	\$586,494	(\$120,474)	\$235,906
ST. LOUIS COUNTY	RINGER ROAD	LEMAY FERRY RD TO MILBURN RD RESURFACING - ADA IMPROVEMENTS	ST. LOUIS	5813-14	STP-5401(698)	No	Yes	2.30	\$1,028,000	\$822,400	\$1,032,610	\$797,536	(\$24,864)	\$24,864
ST. LOUIS COUNTY	ST. CHARLES ROCK ROAD (WEST) - 2019	TAUSSIG ROAD TO EARTH CITY EXPRESSWAY (MO 141) RESURFACING	ST. LOUIS	6607B-17	STP-5522(614)	No	No	1.31	\$2,351,000	\$1,678,040	\$2,772,935	\$1,678,040	\$1,678,040	\$0
ST. LOUIS COUNTY	SUMMIT ROAD-2018	GRAVOIS ROAD (MO 30)TO BOWLES AVENUE RESURFACING	ST. LOUIS	6503J-17	STP-5419(608)	No	No	0.94	\$622,000	\$497,600	\$612,297	\$472,778	(\$24,822)	\$24,822
ST. LOUIS COUNTY	TESSHIRE DR BRIDGE	OVER GRAVOIS CREEK REPLACE BRIDGE - ADD SIDEWALK	ST. LOUIS	5204C-16	BRO-B096(003)	No	Yes	0.10	\$1,750,000	\$1,400,000	\$1,974,855	\$1,974,855	\$1,730,975	(\$574,855)
ST. LOUIS COUNTY	UNION ROAD (2016)	LINDBERGH BOULEVARD TO 0.15 MI S/O REAVIS BARRACKS RD RESURFACING - REPLACE DAMAGED SLABS	ST. LOUIS	6342-15	STP-4901(638)	No	No	1.84	\$3,592,000	\$2,865,600	\$3,033,092	\$2,426,473	(\$193,306)	\$439,127

Projects Obligating Federal Highway Administration Funds - Missouri

Project Information									As Programmed in TIP		Actual Budget to Date		Obligated	Federal Funds Remaining
Sponsor	Title	Description	County	TIP #	Sponsor #	Bike Elements	Ped Elements	Length (Miles)	Total Project Cost	Total Federal Cost	Total Project Cost	Total Federal Cost	Federal Funds Obligated in FY 2020 (10/1/19-9/30/20)	
ST. LOUIS COUNTY	US 67 (LINDBERGH)	AT MO 340 (OLIVE) - SIDEWALK (6') SOUTH SIDE OF 340 REPLACE CLOVERLEAF WITH FOLDED DIAMOND INTERCHANGE	ST. LOUIS	6834A-19	STP-4922(604)	No	Yes	0.75	\$5,000,000	\$4,000,000	\$5,156,931	\$4,000,000	\$3,538,462	\$0
ST. LOUIS COUNTY	VANCE RD BRIDGE	OVER FISHPOT CREEK REPLACE BRIDGE	ST. LOUIS	6562-15	BRM-9900(680)	Yes	Yes	0.10	\$2,122,400	\$1,697,920	\$1,145,138	\$870,443	(\$214,048)	\$827,477
ST. LOUIS COUNTY	WEST ADAMS - 2019	KIRKWOOD RD TO GEYER RD RESURFACING - CURB RAMPS	ST. LOUIS	6745H-18	STP-5641(603)	No	Yes	0.50	\$827,900	\$658,320	\$613,178	\$469,475	(\$71,626)	\$188,845
ST. LOUIS COUNTY	WEST ADAMS AVENUE/BALLAS ROAD - 2019	GEYER ROAD TO DOUGHERTY FERRY ROAD. RESURFACING	ST. LOUIS	6607A-18	STP-5641(602)	No	No	1.93	\$1,333,400	\$1,062,720	\$928,586	\$706,188	(\$110,608)	\$356,532
ST. LOUIS COUNTY	YAEGER ROAD - 2020	RINGER RD TO PATTERSON RD RESURFACING	ST. LOUIS	6745I-19	STP-9901(639)	No	No	1.83	\$1,509,600	\$1,106,080	\$1,397,014	\$1,106,080	\$1,106,080	\$0
SULLIVAN	FISHER DRIVE SIDEWALK	W SPRINGFIELD RD TO ELMONT RD SIDEWALK (8') BOTH SIDES	FRANKLIN	6835-20	STP-6000(605)	Yes	Yes	0.25	\$414,346	\$284,022	\$365,487	\$284,022	\$284,022	\$0
SULLIVAN	MAIN ST SIDEWALK	ELMONT RD TO COMMUNITY CENTER AT FAIR 6' SIDEWALK	FRANKLIN	6884-18	STP-6006(603)	No	Yes	0.30	\$299,989	\$170,822	\$193,284	\$154,627	\$154,627	\$16,195
SULLIVAN SPECIAL ROAD DISTRICT	SPRING BLUFF ROAD	OVER SPRING CREEK REPLACE BRIDGE	FRANKLIN	6746-19	STP-6004(601)	No	No	0.10	\$736,313	\$505,787	\$568,165	\$454,532	\$17,874	\$51,255
SUNSET HILLS	LINDBERGH PEDESTRIAN IMPROVEMENTS, PH 1	E WATSON RD/ROTT RD TO EDDIE AND PARK ROAD/W WATSON RD SIDEWALK (6')	ST. LOUIS	6609-17	STP-5410(629)	Yes	Yes	0.35	\$650,000	\$480,000	\$498,581	\$398,865	(\$58,190)	\$81,135
TOWN & COUNTRY	CLAYTON ROAD	AT BALLAS RD INTERSECTION/CROSSWALK IMPROVEMENTS	ST. LOUIS	6505-16	STP-5532(610)	No	Yes	0.10	\$1,213,448	\$959,970	\$417,197	\$333,758	(\$626,212)	\$626,212
TOWN & COUNTRY	TOPPING ROAD	CLAYTON RD TO TOPPING ESTATES / KENT MANOR DR RESURFACING - SIDEWALK (5')	ST. LOUIS	6836-19	STP-5532(611)	Yes	Yes	0.61	\$1,628,667	\$814,400	\$345,887	\$151,900	\$60,000	\$662,500
UNION	W. SPRINGFIELD AVENUE	INDEPENDENCE DRIVE TO OAK STREET RESURFACING	FRANKLIN	6463-16	STP-6200(609)	No	Yes	1.04	\$946,146	\$664,253	\$570,277	\$456,222	(\$5,719)	\$208,031
UNIVERSITY CITY	ACKERT WALKWAY	300' N/O DELMAR TO VERNON AVE RECONSTRUCTION OF SHARED USE PATH (10') - LIGHTING	ST. LOUIS	6878-18	TAP-5402(617)	Yes	Yes	0.30	\$332,076	\$265,661	\$336,870	\$264,445	\$800	\$1,217
UNIVERSITY CITY	BICYCLE FACILITIES IMPROVEMENTS, PHASE 3	ALONG VARIOUS STREETS IN UNIVERSITY CITY INSTALLATION OF SHARED LANE MARKINGS AND SIGNAGE	ST. LOUIS	6748-18	STP-5402(615)	Yes	No	4.02	\$163,910	\$131,128	\$95,932	\$76,746	(\$46,451)	\$54,382
UNIVERSITY CITY	WESTGATE AVE	DELMAR BLVD TO MO 340 (OLIVE BLVD) RESURFACING - UPGRADE SIDEWALK	ST. LOUIS	6838-19	STP-5402(616)	No	Yes	0.46	\$1,915,342	\$932,274	\$151,239	\$120,991	\$50,997	\$811,283
VALLEY PARK	DOUGHERTY FERRY ROAD	COUNTRY STONE DR (CITY LIMITS) TO BIG BEND RD OVERLAY - SIDEWALK (5') - SLAB REPLACEMENT	ST. LOUIS	6750-18	STP-9901(640)	No	Yes	0.27	\$617,670	\$494,136	\$526,523	\$421,219	\$3,240	\$72,917
VALLEY PARK	ST. LOUIS AVENUE, PHASE 1	SEVENTH STREET TO THE LEVEE CLOSURE STRUCTURE RECONSTRUCTION - SIDEWALKS (5')	ST. LOUIS	6751-18	STP-9901(641)	No	Yes	0.36	\$1,315,177	\$1,052,142	\$1,553,934	\$1,052,142	\$864,665	\$0
VALLEY PARK	ST. LOUIS AVENUE/BECKETT/MARSHALL, PHASE 3	MO 141 TO 3RD ST RECONSTRUCT: RR TO 3RD; RESURF: RR TO 141 - SIDEWALKS (5')	ST. LOUIS	6918-20	STP-9901(651)	No	Yes	0.42	\$1,789,090	\$1,431,273	\$152,647	\$122,117	\$122,117	\$1,309,156
WASHINGTON	BIEKER/STEUERMANN ROADS	BIEKER RD: MO 47 TO CITY LIMIT; STEUERMANN RD: MO A TO MO 47 - RESURFACING	FRANKLIN	6466-16	STP-6400(624)	No	Yes	1.35	\$674,250	\$539,400	\$678,561	\$539,400	\$26,352	\$0
WASHINGTON	HIGH STREET	MO 100 TO FIFTH STREET RESURFACING - SIDEWALK (5') 9TH TO MO 100	FRANKLIN	6598-17	STP-6403(606)	No	Yes	0.86	\$587,574	\$446,000	\$772,532	\$446,000	\$428,741	\$0
WASHINGTON	THIRD STREET	MO 47 TO JEFFERSON ST RESURFACING - SIDEWALK (5')	FRANKLIN	6910-20	STP-6401(602)	No	Yes	0.65	\$917,990	\$734,392	\$59,964	\$47,971	\$47,971	\$686,421
WEBSTER GROVES	BIG BEND BOULEVARD SIDEWALK, PHASE 1	OAKWOOD AVE TO DALE AVE SIDEWALK (6') NORTH SIDE - LIGHTING	ST. LOUIS	6840-20	STP-5537(623)	No	Yes	0.20	\$343,726	\$247,730	\$308,983	\$247,186	\$247,186	\$544
WEBSTER GROVES	CENTRAL AVENUE SIDEWALK	W. GLENDALE TO S. ROCK HILL RD SIDEWALK (5')	ST. LOUIS	6661-16	TAP-5577(635)	No	Yes	0.37	\$226,092	\$146,960	\$151,630	\$98,559	(\$6,571)	\$48,401
WEBSTER GROVES	MARSHALL ROAD	N. BOMPART AVE TO BIG BEND BLVD RESURFACING - SIDEWALK (5') BIG BEND TO LACLEDE STN	ST. LOUIS	6753-18	STP-5540(604)	No	Yes	1.01	\$609,851	\$435,528	\$618,813	\$435,528	\$435,528	\$0
WENTZVILLE	I-70	AT DAVID HOEKEL PKWY NEW INTERCHANGE	ST. CHARLES	7025C-19	613201	No	No	1.01	\$20,413,000	\$8,352,564	\$16,058,936	\$4,911,600	\$4,095,640	\$3,440,964
WENTZVILLE	MO Z	AT INTERSTATE DR ADD NB RIGHT TURN LANE	ST. CHARLES	6984-20	CMAQ-7304(611)	No	No	0.10	\$200,000	\$160,000	\$33,988	\$22,591	\$22,591	\$137,409
WENTZVILLE	WENTZVILLE PARKWAY TURNLANE	SCHROEDER CREEK BLVD TO MEYER ROAD TWO WAY TURN LANE - SHARED USE PATH (10')	ST. CHARLES	6600-17	STP-7304(607)	No	Yes	0.45	\$2,833,543	\$1,420,000	\$2,554,463	\$1,277,231	(\$142,769)	\$142,769

Projects Obligating Federal Highway Administration Funds - Missouri

Project Information									As Programmed in TIP		Actual Budget to Date		Obligated	Federal Funds Remaining
Sponsor	Title	Description	County	TIP #	Sponsor #	Bike Elements	Ped Elements	Length (Miles)	Total Project Cost	Total Federal Cost	Total Project Cost	Total Federal Cost	Federal Funds Obligated in FY 2020 (10/1/19-9/30/20)	
WENTZVILLE	WENTZVILLE PARKWAY/I-70, PHASE 1	WENTZVILLE PKWY: PEARCE TO VETERANS MEM - RELOCATE I-70 WB ON RAMP - ROUNDABOUT	ST. CHARLES	6933A-19	CMAQ-7304(609)	No	No	0.70	\$4,900,000	\$1,960,000	\$612,605	\$192,387	\$48,000	\$1,767,613
WENTZVILLE	WEST PEARCE BOULEVARD	AT MEYER RD - NEW TRAFFIC SIGNAL AT CHERYL ANN DR - REMOVE STOP SIGNS ON W. PEARCE	ST. CHARLES	6933B-19	CMAQ-7304(610)	No	Yes	0.15	\$700,000	\$350,000	\$97,983	\$48,992	\$5,000	\$301,008
WILDWOOD	EATHERTON ROAD BRIDGE	OVER BONHOMME CREEK REPLACE BRIDGE	ST. LOUIS	6467-16	BRM-5500(679)	No	No	0.10	\$1,150,000	\$920,000	\$991,503	\$793,203	(\$126,797)	\$126,797
WILDWOOD	STRECKER RD BRIDGE	OVER CAULKS CREEK REPLACE BRIDGE	ST. LOUIS	6565-15	BRM-5500(681)	No	No	0.10	\$1,350,000	\$1,080,000	\$964,801	\$771,841	\$31,041	\$308,159

Projects Obligating Federal Highway Administration Funds - Illinois

Project Information									As Programmed in TIP		Actual Budget to Date		Obligation	Federal Funds Remaining
Sponsor	Title	Description	County	TIP #	Sponsor #	Bike Elements	Ped Elements	Length (Miles)	Total Project Cost	Total Federal Cost	Total Project Cost	Total Federal Cost	Federal Funds Obligated in FY 2019 (10/1/18-9/30/19)	
ALTON	GORDON MOORE PARK RD	AT IL 140 RIGHT TURN LANE - INTERSECTION IMPROVEMENTS	MADISON	6778-17	C-98-333-16	No	No	0.19	\$883,000	\$697,200	\$884,000	\$697,200	\$572,400	\$0
ALTON	STATE STREET	200' S/O ROZIER ST TO 300' N/O DELMAR AVE & BELLE ST INT. RESURFACING - CURB RAMPS	MADISON	6765-20	C-98-330-16	No	Yes	0.34	\$966,250	\$528,750	\$740,000	\$528,750	\$528,750	\$0
COLUMBIA	BOLM-SCHUHKRAFT CONNECTOR TRAIL	BOLM-SCHUHKRAFT PARK TO MONROE - SHARED USE PATH (10') MONROE ST: END OF STREET TO MAIN ST - SIDEWALK (5')	MONROE	6865B-18	C-98-003-19	Yes	Yes	0.59	\$382,200	\$232,883	\$333,104	\$232,883	\$232,883	\$0
COLUMBIA	QUARRY ROAD	AT PALMER CREEK RD/FATHER CARL SCHERRER DR ROUNDABOUT - SHARED USE PATH (10')	MONROE	6935B-19	P-98-016-19	Yes	Yes	0.15	\$941,000	\$752,800	\$118,131	\$94,504	\$94,504	\$658,296
EDWARDSVILLE	IL 157 MULTIUSE PATH	MCT NATURE TRAIL TO CENTER GROVE RD SHARED USE PATH (10')	MADISON	6865C-19	C-98-004-19	Yes	Yes	0.2	\$270,000	\$175,500	\$254,072	\$175,500	\$175,500	\$0
GODFREY	PEARL STREET	135' WEST OF ISABEL ST TO HUMBERT ST RESURFACING - SIDEWALK (5')	MADISON	6770-20	C-98-320-16	No	Yes	0.29	\$367,788	\$223,979	\$398,438	\$223,979	\$223,979	\$0
HIGHLAND	BROADWAY (IL 160) STREETScape IMPROVEMENTS, PH 1	LAUREL ST TO POPLAR ST STREETScape - LIGHTING	MADISON	6890C-19	C-98-006-20	No	Yes	0.45	\$1,810,100	\$1,221,680	\$1,650,850	\$1,221,680	\$1,221,680	\$0
IDOT	I-270	I-270 AT MCT TRAIL (1.4 MI E/O IL 157) BRIDGE PAINTING	MADISON	6988H-20	C-98-091-20	No	No	0.1	\$530,000	\$477,000	\$427,614	\$384,853	\$384,853	\$92,147
IDOT	IL 13	SOUTH BELT EAST TO NOCTURNE CT IN BELLEVILLE RESURFACING	ST. CLAIR	6986Z-22	C-98-075-19	No	No	0.84	\$700,000	\$560,000	\$516,886	\$413,509	\$413,509	\$146,491
IDOT	IL 143	0.1 MI W/O OASIS DR TO 0.1 MI E/O DRDA LN RESURFACING	MADISON	6998Y-20	C-98-047-20	No	No	2.46	\$1,900,000	\$1,520,000	\$1,275,129	\$1,020,103	\$1,020,103	\$499,897
IDOT	IL 143	0.3 MI S/O DISCOVERY PKWY TO 0.2 MI N/O IL 3 RESURFACING	MADISON	6998U-20	C-98-049-20	No	No	3.28	\$2,900,000	\$2,320,000	\$2,419,276	\$1,935,421	\$1,935,421	\$384,579
IDOT	IL 143	E SCHWARZ ST TO 0.1 MI W/O GOVERNORS PKWY RESURFACING	MADISON	6998X-20	C-98-051-20	No	No	1.83	\$1,000,000	\$800,000	\$604,373	\$483,498	\$483,498	\$316,502
IDOT	IL 143	AT NW/ICG/CONRAIL RR - 0.3 MI E/O IL 3 BRIDGE PAINTING	MADISON	6988J-20	C-98-090-20	No	No	0.1	\$825,000	\$660,000	\$636,600	\$509,280	\$509,280	\$150,720
IDOT	IL 15	0.3 MI W/O LAKEWOOD PL TO 0.4 MI E/O IL 159 CRACK & JOINT SEALING	ST. CLAIR	6998W-20	C-98-050-20	No	No	8.86	\$250,000	\$200,000	\$256,252	\$205,002	\$205,002	(\$5,002)
IDOT	IL 158/ IL 177	0.3 MI W OF IL 158 S JCT TO COUNTY RD RESURFACING	ST. CLAIR	6987M-22	C-98-171-18	No	No	2.95	\$2,000,000	\$1,600,000	\$1,720,065	\$1,376,052	\$1,376,052	\$223,948
IDOT	IL 159	KINLOCH AVE TO CLAY ST - CRACK AND JOINT SEALING	ST. CLAIR	7100B-20	C-98-033-21	No	No	1.43	\$100,000	\$80,000	\$136,314	\$109,052	\$109,052	(\$29,052)
IDOT	IL 160	IL 140 TO HERMAN ST IN GRANTFORK RESURFACING	MADISON	6998Z-20	C-98-170-18	No	No	3.88	\$4,200,000	\$3,360,000	\$3,714,654	\$2,971,722	\$2,971,722	\$388,278
IDOT	IL 162	IL 157 TO 0.1 MI E OF IL 159 RESURFACING (3P), ADA IMPROVEMENTS	MADISON	6804L-22	C-98-210-18	No	Yes	2.59	\$2,400,000	\$1,920,000	\$2,529,829	\$2,023,863	\$2,023,863	(\$103,863)
IDOT	LEBANON ROAD	OVER SCHOENBERGER CREEK BRIDGE REPAIR, JOINT REPAIR, DECK OVERLAY	ST. CLAIR	6988I-20	C-98-061-20	No	No	0.1	\$500,000	\$400,000	\$416,233	\$332,986	\$332,986	\$67,014
IDOT	US 50	OVER SILVER CREEK 1.5 MI W/O IL 4 BRIDGE DECK WATERPROOFING, JOINT REPAIR	ST. CLAIR	6998V-20	C-98-079-20	No	No	0.01	\$600,000	\$480,000	\$582,470	\$465,975	\$465,975	\$14,025
IDOT	US 50	3RD ST TO SEVEN HILLS RD IN O'FALLON ADA IMPROVEMENTS	ST. CLAIR	6650D-18	C-98-223-18	No	Yes	1.63	\$400,000	\$320,000	\$321,075	\$256,860	\$256,860	\$63,140
IDOT	US 67/CLARK BRIDGE	OVER MISSISSIPPI RIVER BRIDGE DECK SEALING - INC. \$150K FROM MODOT	MULTI-STATE	6804G-21	C-98-077-19	No	No	0.1	\$300,000	\$240,000	\$73,376	\$30,747	\$30,747	\$209,253
MADISON COUNTY	LEBANON ROAD	OVER MILL CREEK REPLACE BRIDGE	MADISON	6574H-20	C-98-353-16	No	No	33	\$500,000	\$400,000	\$500,000	\$400,000	\$400,000	\$0
MADISON COUNTY	PIN OAK ROAD	OVER LITTLE MOONEY CREEK REPLACE BRIDGE	MADISON	6574G-20	C-98-352-16	No	No	0.1	\$836,000	\$400,000	\$942,400	\$400,000	\$400,000	\$0

Projects Obligating Federal Highway Administration Funds - Illinois

Project Information									As Programmed in TIP		Actual Budget to Date		Obligation	Federal Funds Remaining
Sponsor	Title	Description	County	TIP #	Sponsor #	Bike Elements	Ped Elements	Length (Miles)	Total Project Cost	Total Federal Cost	Total Project Cost	Total Federal Cost	Federal Funds Obligated in FY 2019 (10/1/18-9/30/19)	
MONROE COUNTY	HANOVER ROAD	RESURFACING - GM&O RAILROAD BRIDGE (E/O FF RD) TO IL 3 - RIGHT TURN LANE AT IL 3	MONROE	6935G-19 & 6575L-20	C-98-010-20	No	No	1.29	\$696,500	\$396,000	\$685,000	\$396,000	\$396,000	\$0
O'FALLON	SEVEN HILLS ROAD	OLD TROY RD TO STATE ST/OLD VINCENNES RESURFACING - CURB RAMPS	ST. CLAIR	6934I-22	C-98-016-22	No	Yes	2.38	\$713,000	\$434,250	\$771,823	\$434,250	\$434,250	\$0
ST. CLAIR COUNTY	SULLIVAN DRIVE	350' SOUTH OF FRANK SCOTT TO 170' SOUTH OF LONGACRE RESURFACING	ST. CLAIR	6776-20	C-98-331-16	No	No	1.2	\$764,529	\$515,272	\$802,000	\$515,272	\$515,272	\$0
SWANSEA	BOUL AVENUE TRAIL	MORGAN ST TO METROLINK BIKE TRAIL SHARED USE PATH (10')	ST. CLAIR	6865E-18	C-98-005-20	Yes	Yes	0.47	\$549,861	\$274,931	\$513,935	\$274,931	\$274,931	\$0

## Projects Obligating Federal Transit Administration Funds

Project Information									As Programmed in TIP		Actual Budget to Date		Obligation	Federal Funds Remaining to be Obligated
Sponsor	Title	Description	County	TIP #	Sponsor #	Bike Elements	Ped Elements	Length (Miles)	Total Project Cost	Total Federal Cost	Total Project Cost	Total Federal Cost	Federal Funds Obligated in FY 2020 (10/1/19-9/30/20)	
BI-STATE DEVELOPMENT/METRO	BUS REPLACEMENT - 2019 (A)	REPLACE 11 BUSES	MULTI-COUNTY-M	6814C-19	MO-2020-020	N	N	0.00	\$5,000,000	\$4,000,000	\$5,000,000	\$4,000,000	\$4,000,000	\$0
BI-STATE DEVELOPMENT/METRO	BUS REPLACEMENT - 2019 (B)	REPLACE 11 BUSES	MULTI-COUNTY-M	6814D-19	MO-2020-020	N	N	0.00	\$5,000,000	\$4,000,000	\$5,000,000	\$4,000,000	\$4,000,000	\$0
BI-STATE DEVELOPMENT/METRO	BUS REPLACEMENT - 2021 (A)	REPLACE FOUR BUSES	MULTI-COUNTY-M	6926A-21	MO-2020-037	N	N	0.00	\$5,000,000	\$4,000,000	\$5,000,000	\$4,000,000	\$4,000,000	\$0
BI-STATE DEVELOPMENT/METRO	BUS REPLACEMENT - 2021 (B)	REPLACE FOUR BUSES	MULTI-COUNTY-M	6926B-21	MO-2020-037	N	N	0.00	\$5,000,000	\$4,000,000	\$5,000,000	\$4,000,000	\$4,000,000	\$0
BI-STATE DEVELOPMENT/METRO	BUS/PARATRANSIT MAINTENANCE		MULTI-STATE	6891B-21	MO-2020-003	N	N	0.00	\$80,000,000	\$64,000,000	\$20,000,000	\$16,000,000	\$16,000,000	\$48,000,000
BI-STATE DEVELOPMENT/METRO	CALL-A-RIDE VAN REPLACEMENT - 2020 (A)	REPLACE EIGHT (8) CALL-A-RIDE VANS	MULTI-COUNTY-M	6814B-20	MO-2020-037	N	N	0.00	\$1,380,000	\$1,104,000	\$1,380,000	\$1,104,000	\$1,104,000	\$0
BI-STATE DEVELOPMENT/METRO	CALL-A-RIDE VAN REPLACEMENT - 2020 (B)	REPLACE SEVEN (7) CALL-A-RIDE VANS	MULTI-COUNTY-M	6814A-20	MO-2020-037	N	N	0.00	\$1,210,000	\$968,000	\$1,210,000	\$968,000	\$968,000	\$0
BI-STATE DEVELOPMENT/METRO	LRV UPGRADES AND EQUIPMENT	LIGHT RAIL VEHICLE IMPROVEMENTS	MULTI-STATE	5677A-14	MO-2020-003	N	N	0.00	\$15,636,543	\$12,509,234	\$3,569,485	\$2,855,588	\$2,855,588	\$9,653,646
BI-STATE DEVELOPMENT/METRO	LRV UPGRADES AND EQUIPMENT		MULTI-STATE	6688B-17	MO-2020-003	N	N	0.00	\$70,998,689	\$56,798,951	\$22,298,275	\$17,838,620	\$17,838,620	\$38,960,331
BI-STATE DEVELOPMENT/METRO	METRO BUS REPLACEMENT - 2022 (A)	REPLACE THREE BUSES ST. CLAIR COUNTY TRANSIT DISTRICT	ST. CLAIR	6986A-22	MO-2020-037	N	N	0.00	\$1,509,957	\$1,207,966	\$1,509,958	\$1,207,966	\$1,207,966	\$0
BI-STATE DEVELOPMENT/METRO	METRO BUS REPLACEMENT - 2022 (B)	REPLACE THREE BUSES ST. CLAIR COUNTY TRANSIT DISTRICT	ST. CLAIR	6986B-22	MO-2020-037	N	N	0.00	\$1,509,957	\$1,207,966	\$1,509,958	\$1,207,966	\$1,207,966	\$0
BI-STATE DEVELOPMENT/METRO	METRO CONNECTIONS PILOT	CONTRACT SERVICES CAPITAL - DEMAND RESPONSE PILOT PROGRAM	MULTI-COUNTY-M	6997A-20	MO-2020-020	N	N	0.00	\$757,005	\$529,904	\$662,380	\$529,904	\$529,904	\$0
BI-STATE DEVELOPMENT/METRO	METROLINK ALIGNMENT AND STATION IMPROVEMENTS	METROLINK ALIGNMENT AND STATION IMPROVEMENTS	ST. CLAIR	6800A-18	MO-2020-003	N	N	0.00	\$19,827,450	\$15,861,960	\$1,088,950	\$871,160	\$871,160	\$14,990,800
BI-STATE DEVELOPMENT/METRO	METROLINK ROW IMPROVEMENTS		MULTI-STATE	6440-15	MO-2020-003	N	N	0.00	\$9,000,676	\$7,200,540	\$6,006,728	\$4,805,382	\$4,805,382	\$2,395,158
BI-STATE DEVELOPMENT/METRO	METROLINK ROW IMPROVEMENTS		MULTI-STATE	5927A-16	MO-2020-003	N	N	0.00	\$17,409,708	\$13,927,765	\$1,438,773	\$1,151,018	\$1,151,018	\$12,776,747
BI-STATE DEVELOPMENT/METRO	METROLINK ROW MAINTENANCE	BRIDGES AND TUNNELS	MULTI-STATE	5930A-14	MO-2020-003	N	N	0.00	\$8,447,218	\$6,757,774	\$1,931,000	\$1,544,800	\$1,544,800	\$5,212,974
BI-STATE DEVELOPMENT/METRO	METROLINK STATION IMPROVEMENTS		MULTI-STATE	5929A-16	MO-2020-003	N	N	0.00	\$11,096,841	\$8,877,473	\$4,586,491	\$3,669,193	\$3,669,193	\$5,208,280
BI-STATE DEVELOPMENT/METRO	PROGRAM ADMINISTRATION		MULTI-STATE	6687-17	MO-2020-003	N	N	0.00	\$223,895	\$179,115	\$50,000	\$40,000	\$40,000	\$139,115
BI-STATE DEVELOPMENT/METRO	PROJECT ADMINISTRATION - 5310 ENHANCED MOBILITY	PROJECT ADMINISTRATION FOR 5310 PROJECTS FY 19	MULTI-STATE	6996S-20	MO-2020-033	N	N	0.00	\$78,698	\$78,698	\$196,645	\$157,316	\$157,316	(\$78,618)
BI-STATE DEVELOPMENT/METRO	REVENUE VEHICLES	BUS REPLACEMENT PROGRAM	MULTI-STATE	5925B-16	MO-2020-019	N	N	0.00	\$7,161,492	\$5,729,194	\$11,884,812	\$4,831,881	\$155,912	\$897,313
BI-STATE DEVELOPMENT/METRO	REVENUE VEHICLES		MULTI-STATE	5925A-14	MO-2020-037	N	N	0.00	\$20,303,094	\$16,247,582	\$18,518,662	\$7,482,465	\$150,000	\$8,765,117
BI-STATE DEVELOPMENT/METRO	SAFETY AND SECURITY		MULTI-STATE	6689-17	MO-2020-003	N	N	0.00	\$3,702,905	\$2,962,324	\$3,002,905	\$2,402,324	\$2,402,324	\$560,000
DISABILITY RESOURCE ASSOCIATION	OPERATING ASSISTANCE	TWO YEARS OPERATING ASSISTANCE	JEFFERSON	6997B-20	MO-2020-033	N	N	0.00	\$933,984	\$466,992	\$933,984	\$466,992	\$466,992	\$0
ILLINOIS CENTER FOR AUTISM	OPERATING ASSISTANCE	THREE YEARS OPERATING ASSISTANCE	MULTI-COUNTY-I	6997C-20	MO-2020-033	N	N	0.00	\$445,776	\$222,888	\$445,776	\$222,888	\$222,888	\$0
INDEPENDENCE CENTER	OPERATING ASSISTANCE	TWO YEARS OPERATING ASSISTANCE	MULTI-COUNTY-M	6997D-20	MO-2020-033	N	N	0.00	\$311,600	\$155,800	\$311,680	\$155,800	\$155,800	\$0
ITN GATEWAY	OPERATING ASSISTANCE	ONE YEAR OPERATING ASSISTANCE	ST. CHARLES	6997E-20	MO-2020-033	N	N	0.00	\$81,960	\$40,980	\$81,960	\$40,980	\$40,980	\$0
MADISON COUNTY TRANSIT DISTRICT	CARES ACT CAPITAL AND OPERATING EXPENSES		MADISON	n/a	IL-2020-035	N	N	0.00	\$12,531,431	\$12,531,431	\$12,531,431	\$12,531,431	\$12,531,431	\$0
MADISON COUNTY TRANSIT DISTRICT	EAST GATE PARK & RIDE	LOT ACQUISITION - CONSTRUCTION	MADISON	6667N-18	IL-2020-042	N	N	0.00	\$3,500,000	\$2,640,000	\$3,000,000	\$2,400,000	\$2,400,000	\$240,000

## Projects Obligating Federal Transit Administration Funds

Project Information									As Programmed in TIP		Actual Budget to Date		Obligation	Federal Funds Remaining to be Obligated
Sponsor	Title	Description	County	TIP #	Sponsor #	Bike Elements	Ped Elements	Length (Miles)	Total Project Cost	Total Federal Cost	Total Project Cost	Total Federal Cost	Federal Funds Obligated in FY 2020 (10/1/19-9/30/20)	
MADISON COUNTY TRANSIT DISTRICT	PROJECT ADMINISTRATION		MADISON	6667W-20	IL-2020-042	N	N	0.00	\$250,000	\$200,000	\$50,000	\$40,000	\$40,000	\$160,000
MADISON COUNTY TRANSIT DISTRICT	REPLACEMENT BUSES (5) 30'	REPLACEMENT 30' TRANSIT BUSES	MADISON	6935F-19	IL-2020-008	N	N	0.00	\$2,125,000	\$1,700,000	\$2,125,000	\$1,700,000	\$1,700,000	\$0
MADISON COUNTY TRANSIT DISTRICT	RIDEFINDERS VAN FLEET ACQUISITION	PURCHASE 26 VANS	MULTI-STATE	6929B-20	IL-2020-014	N	N	0.00	\$800,000	\$800,000	\$800,000	\$800,000	\$800,000	\$0
MADISON COUNTY TRANSIT DISTRICT	RIDEFINDERS VAN FLEET ACQUISITION	PURCHASE 7 VANS	MULTI-STATE	6935E-19	IL-2020-014	N	N	0.00	\$200,000	\$200,000	\$200,000	\$200,000	\$200,000	\$0
MADISON COUNTY TRANSIT DISTRICT	TRANSIT SUPPORT BUSES	REPLACEMENT SUPPORT VEHICLES	MADISON	6667X-20	IL-2020-042	N	N	0.00	\$108,000	\$86,400	\$81,198	\$64,958	\$64,598	\$21,442

## Appendix A – Definition of 23 CFR 450.334

### **§450.334 Annual listing of obligated projects**

- (a) In metropolitan planning areas, on an annual basis, no later than 90 calendar days following the end of the program year, the State, public transportation operator(s), and the MPO shall cooperatively develop a listing of projects (including investments in pedestrian walkways and bicycle transportation facilities) for which funds under 23 U.S.C. or 49 U.S.C. Chapter 53 were obligated in the preceding program year.
- (b) The listing shall be prepared in accordance with §450.314(a) and shall include all federally funded projects authorized or revised to increase obligations in the preceding program year, and shall at a minimum include the TIP information under §450.326(g)(1) and (4) and identify, for each project, the amount of Federal funds requested in the TIP, the Federal funding that was obligated during the preceding year, and the Federal funding remaining and available for subsequent years.
- (c) The listing shall be published or otherwise made available in accordance with the MPO's public participation criteria for the TIP.



## Appendix B – Advance Construction – Illinois

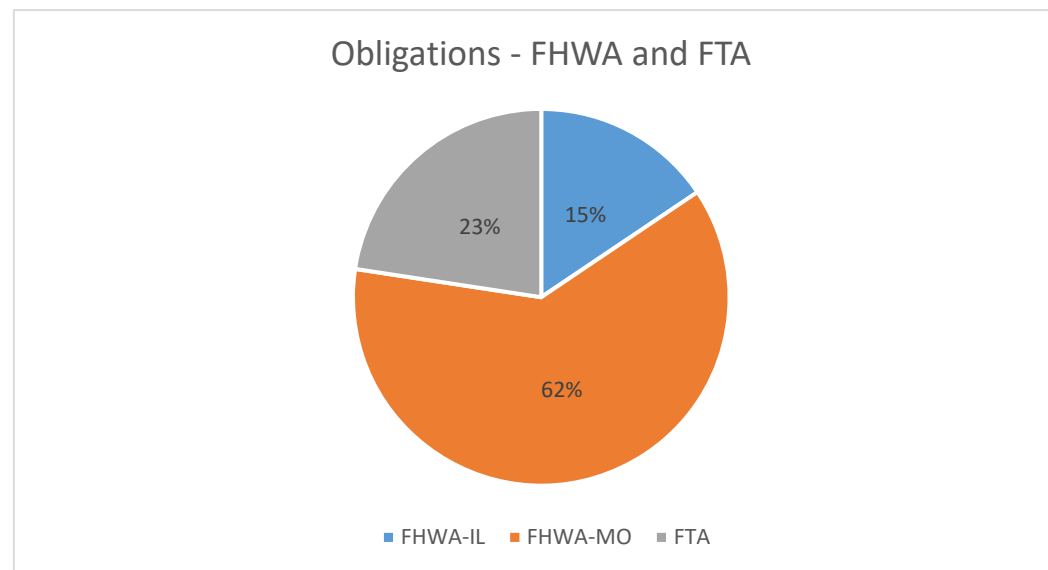
The list on the following page shows projects included in the FY 2020-2023 Transportation Improvement Program that used advance construction (AC). Advance construction is a technique that allows a state DOT to initiate a project using non-federal funds while preserving eligibility for future federal-aid funds. After an advance construction project is authorized, the state may convert the project to regular federal-aid funding provided federal funds are made available for the project. This practice is used in anticipation of future federal funds. This list shows the amount expected to be convert to federal funds (Future Federal Cost).

## Projects Utilizing Advance Construction - Illinois

Project Information									As Programmed in TIP		Actual Total Project Cost to Date	Future Federal Cost
Sponsor	Title	Description	County	TIP #	Sponsor #	Bike Elements	Ped Elements	Length (Miles)	Total Project Cost	Total Federal Cost		
AMERICA'S CENTRAL PORT	INFRASTRUCTURE CONDITIONS ASSESSMENT		MADISON	N/A	HPR-66-035-21	N/A	N/A	N/A	N/A	N/A	\$486,000	\$388,800
BELLEVILLE	CENTREVILLE AVENUE	DINTELMAN AVE TO S/O LINCOLN ST RESURFACING - CURB RAMPS - ADD BIKE LANES	ST. CLAIR	6403-17	C-98-333-14	Yes	Yes	0.43	\$900,000	\$540,000	\$921,000	\$540,000
CAHOKIA	MOUSETTE LANE	JEROME LN TO CAROL ST RECONSTRUCTION - CURB RAMPS	ST. CLAIR	6766-20	C-98-329-16	No	Yes	0.63	\$805,000	\$507,150	\$805,000	\$507,150
CASEYVILLE	MORRIS STREET, PHASE 1	2ND STREET TO N MAIN ST/IL 157 RECONSTRUCTION - CURB RAMPS - SIDEWALK (4')	ST. CLAIR	6767-20	C-98-321-16	No	Yes	0.21	\$554,000	\$326,250	\$554,000	\$326,250
COLUMBIA	QUARRY ROAD, PHASE 1	GHENT RD TO PALMER CREEK DR RESURFACING - SHOULDERS (4') - SHARED USE PATH (10')	MONROE	6934C-22	C-98-017-22	Yes	Yes	0.52	\$738,702	\$483,527	\$815,000	\$483,527
EDWARDSVILLE	IL 157 SHARED USE PATH	LEWIS RD TO ENCLAVE BLVD SHARED USE PATH	MADISON	6890B-19	P-98-015-20	Yes	Yes	0.57	\$370,840	\$245,150	\$135,603	\$108,482
EWGCOG	MPO PLANNING FUNDS		N/A	N/A	HPR-66-014-21	N/A	N/A	N/A	N/A	N/A	\$1,422,238	\$1,137,791
GRANITE CITY	JOHNSON ROAD	IL 203 (NAMEOKI RD) TO TERRACE LN RESURFACING - CURB & GUTTER - SIDEWALK (5')	MADISON	6858-21	C-98-006-21	No	Yes	0.2	\$666,908	\$400,145	\$533,000	\$358,408
HIGHLAND	IL 160 SHARED USE PATH	US 40 TO 1250' N (ST. JOSEPH HOSPITAL) SHARED USE PATH (10')	MADISON	6865D-18	C-98-006-19	Yes	Yes	0.23	\$425,000	\$239,500	\$649,000	\$247,000
IDOT	I-55	1.3 MI N/O IL 140 TO MACOUPIN CO LINE CRACK & JOINT SEALING	MADISON	6886J-19	C-98-036-21	No	No	8.04	\$125,000	\$112,500	\$300,000	\$270,000
IDOT	I-55/64 COLLECTOR-DISTRIBUTOR	POPLAR ST BRIDGE COMPLEX - OVERLAYS - REPAIRS EASTBOUND LANES	ST. CLAIR	4384B-21	C-98-329-18	No	No	0.44	\$34,900,000	\$31,410,000	\$35,400,000	\$31,860,000
IDOT	I-70	I-55 TO 2.5 MI E OF I-55/70/270 INTERCHANGE RESURFACING; BRIDGE DECK REPAIRS	MADISON	6804E-21	C-98-330-18	No	No	2.56	\$15,100,000	\$13,590,000	\$21,000,000	\$3,924,722
IDOT	IL 140/111	AT ABANDONED QUARRY SPUR 0.1 MI E/O IL 3 - BRIDGE JOINT REPAIRS AND OVERLAY	MADISON	7100W-20	C-98-059-20	No	No	0.10	\$1,600,000	\$1,280,000	\$1,600,000	\$1,280,000
IDOT	IL 255	OVER CAHOKIA DIVERSION CANAL BRIDGE REPAIR AND RESURFACING	MADISON	6988L-20	C-98-055-20	No	No	0.1	\$2,400,000	\$1,920,000	\$2,400,000	\$1,920,000
IDOT	IL 4/IL 15	AT KASKASKIA RIVER 0.2 MI E/O IL 4 PE I & II	ST. CLAIR	6987P-20	P-98-014-20	No	No	0.10	\$46,000,000	\$35,200,000	\$1,544,909	\$1,235,927
O'FALLON	HARTMAN LANE	AT CENTRAL PARK DR DUAL LEFT TURN LN - SIDEWALK	ST. CLAIR	6935H-19	P-98-015-19	No	Yes	0.27	\$1,523,344	\$900,000	\$140,637	\$98,800
ST. CLAIR COUNTY	OLD COLLINSVILLE ROAD	AT ASHLAND AVE ADD SOUTHBOUND RIGHT TURN LANE	ST. CLAIR	6986G-20	P-98-002-20	No	No	0.1	\$297,862	\$238,290	\$59,756	\$40,000
ST. CLAIR COUNTY	TRIPLE LAKES ROAD	OVER PRAIRIE DUPONT CREEK REPLACE BRIDGE	ST. CLAIR	6574K-22	C-98-018-22	No	No	0.1	\$312,500	\$250,000	\$312,500	\$48,104
TROY	IL 162	AT OLD TROY ROAD CONSTRUCT ROUNDABOUT	MADISON	6831F-18	P-98-001-19	No	No	0.3	\$1,200,000	\$960,000	\$141,698	\$113,359

## Appendix C – Summary of Obligations

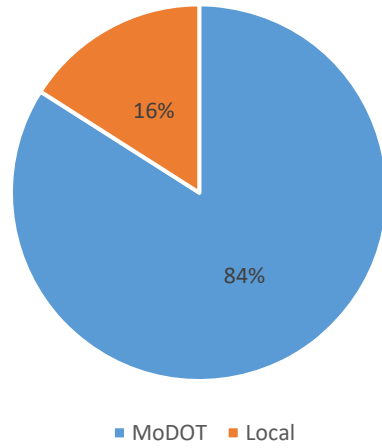
The following pages provides a summary of obligated projects by state and funding type. For the entire region in FY 20, \$404 million in federal funds were obligated with \$63 million in FHWA funding in Illinois (including advance construction), \$250 million in FHWA funding in Missouri, and \$91 million in bi-state FTA funding (including Bi-State Development/Metro and Madison County Transit District).



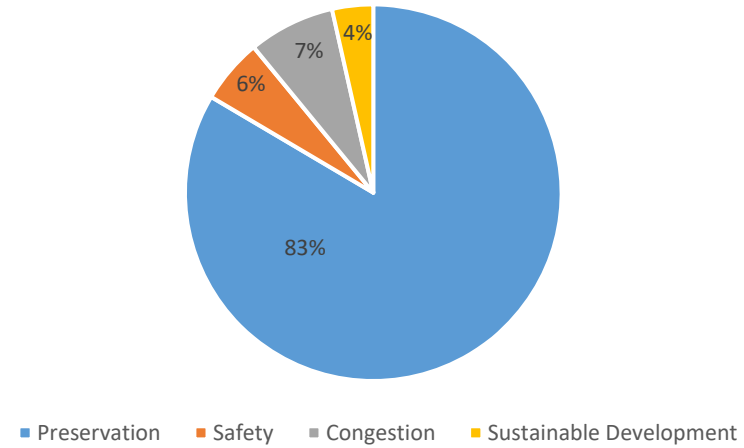
## MISSOURI - FHWA

Of the \$250 million of the FHWA funds in Missouri that were obligated, \$210 million were for MoDOT projects while \$40 million were for local projects. Projects are categorized by main project type (preservation, safety, congestion, access to opportunity, sustainable development, and goods movement). Projects may contain multiple project types (i.e. preservation and safety), this analysis focuses on the main priority area of the project. In Missouri, \$208 million (83%) of projects were for preservation of existing system, \$14 million (6%) for operational and safety improvements, \$19 million (7%) for congestion improvements, \$9 million (4%) for sustainable development type projects (i.e. sidewalks, bike paths, etc.), and \$400,000 (0%) for goods movement projects. There were no obligations for access to opportunity projects. The following two tables detail the breakdown by sponsor and by project type. Note that breakdown by project type excludes goods movement since it was 0%.

Missouri FHWA Obligations by Sponsor Type




Missouri FHWA Obligations by Project Type



## ILLINOIS - FHWA

Of the \$63 million of the FHWA funds in Illinois that were obligated, \$53 million were for IDOT projects while \$10 million were for local projects. Projects are categorized by main project type (preservation, safety, congestion, access to opportunity, sustainable development, and goods movement). In Illinois, \$59 million (93%) of projects were for preservation of existing system, \$1 million (1%) for congestion improvements, and \$3 million (5%) for sustainable development type projects (i.e. sidewalks, bike paths, etc.). There were no obligations for safety, access to opportunity, or goods movement projects. The following two tables detail the breakdown by sponsor and by project type. AC funded projects are included in these totals since the projects were obligated. Federal funds will be converted at a later date.



## FTA

Of the \$91 million of the FTA funds that were obligated \$73 million were for Bi-State Development, \$17 million were for Madison County Transit District, and \$1 million were for non-profits who were recipients of operating assistance through the Section 5310 (enhanced mobility of seniors and individuals with disabilities) program. Projects are categorized by main project type (preservation, safety, congestion, access to opportunity, sustainable development, and goods movement). For FTA projects, \$72 million (79%) of projects were for preservation of existing system, \$3 million (3%) for safety improvements, \$2 million (3%) for congestion improvements, and \$14 million (15%) for access to opportunity type projects (i.e. operating assistance). There were no obligations for sustainable development or goods movement projects. The following two tables detail the breakdown by sponsor and by project type.

