

# Where We Stand 7th Edition – Update 8

## Population Trends

WWS 7<sup>th</sup> Edition, Data, & Updates

[www.ewgateway.org/research-center/where-we-stand/](http://www.ewgateway.org/research-center/where-we-stand/)


Subscribe to the WWS email list

[wws@ewgateway.org](mailto:wws@ewgateway.org)



# St. Louis region falls out of the Top 20 metros in the U.S.

By Doug Moore and Janelle O'Dea St. Louis Post-Dispatch Mar 22, 2018 (21)



**St. Louis Public Radio**  
90.7 KWMU • 90.3 WQUB • 88.5 & 96.3 KMST

LOADING...

## Census bureau: St. Louis no longer among top 20 most populous metro areas

WATCH NOW: NEWS 11 FOX 2 TV SCHEDULE AUTOS

SEARCH CONTACT US



NEWS LINKS AM SHOW SPORTS TRAFFIC CONTESTS STLMOMS EVENTS WEATHER 76°

## Shrinking St. Louis – Area drops out of nation's top 20 cities

WHERE  
WE  
STAND

# Population, 2017

## Population

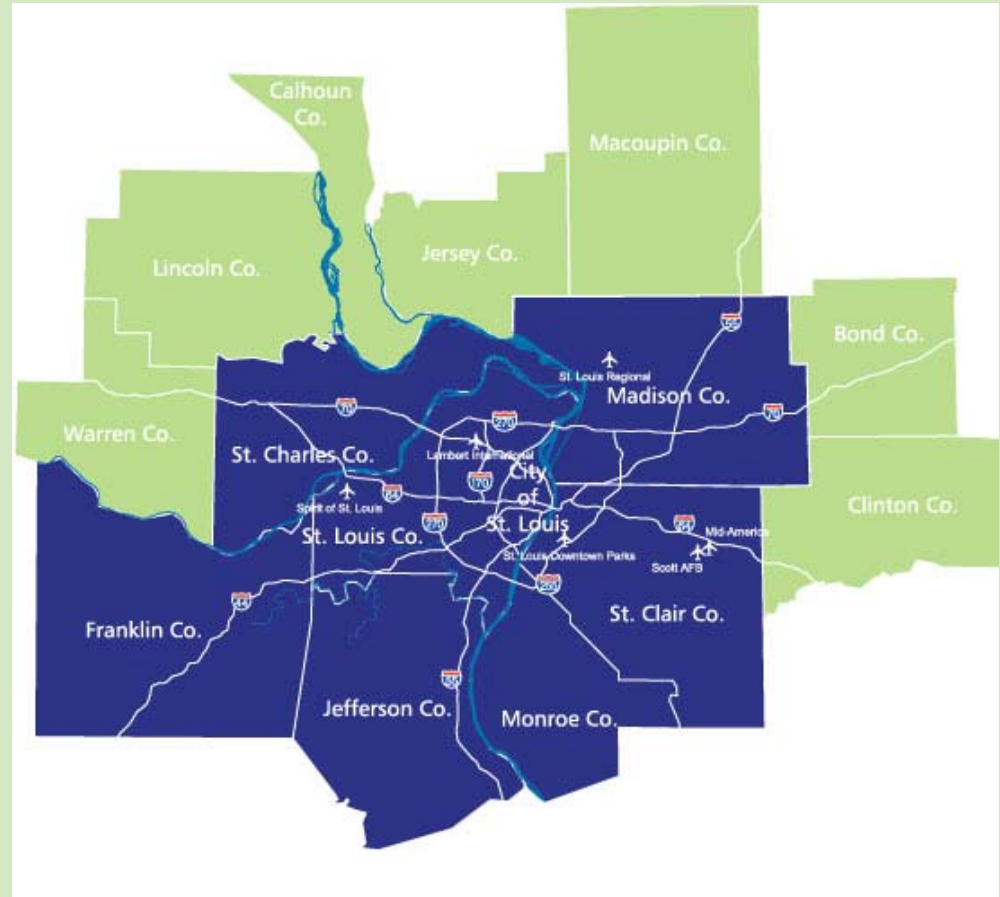
2017

1	New York	20,320,876
2	Los Angeles	13,353,907
3	Chicago	9,533,040
4	Dallas	7,399,662
5	Houston	6,892,427
6	Washington, D.C.	6,216,589
7	Miami	6,158,824
8	Philadelphia	6,096,120
9	Atlanta	5,884,736
10	Boston	4,836,531
11	Phoenix	4,737,270
12	San Francisco	4,727,357
13	Riverside	4,580,670
14	Detroit	4,313,002
15	Seattle	3,867,046
16	Minneapolis	3,600,618
<b>Peer Average</b>	<b>3,596,525</b>	
17	San Diego	3,337,685
18	Tampa	3,091,399
19	Denver	2,888,227
20	Baltimore	2,808,175
<b>21 St. Louis</b>	<b>2,807,338</b>	
22	Charlotte	2,525,305
23	Orlando	2,509,831
24	San Antonio	2,473,974
25	Portland	2,453,168
26	Pittsburgh	2,333,367
27	Sacramento	2,324,884
28	Las Vegas	2,204,079
29	Cincinnati	2,179,082
30	Kansas City	2,128,912
31	Austin	2,115,827
32	Columbus	2,078,725
33	Cleveland	2,058,844
34	Indianapolis	2,028,614
35	San Jose	1,998,463
36	Nashville	1,903,045
37	Virginia Beach	1,725,246
38	Providence	1,621,122
39	Milwaukee	1,576,236
40	Jacksonville	1,504,980
41	Oklahoma City	1,383,737
42	Memphis	1,348,260
43	Raleigh	1,335,079
44	Richmond	1,294,204
45	Louisville	1,293,953
46	New Orleans	1,275,762
47	Hartford	1,210,259
48	Salt Lake City	1,203,105
49	Birmingham	1,149,807
<b>50 Buffalo</b>	<b>1,136,856</b>	

## Population Change

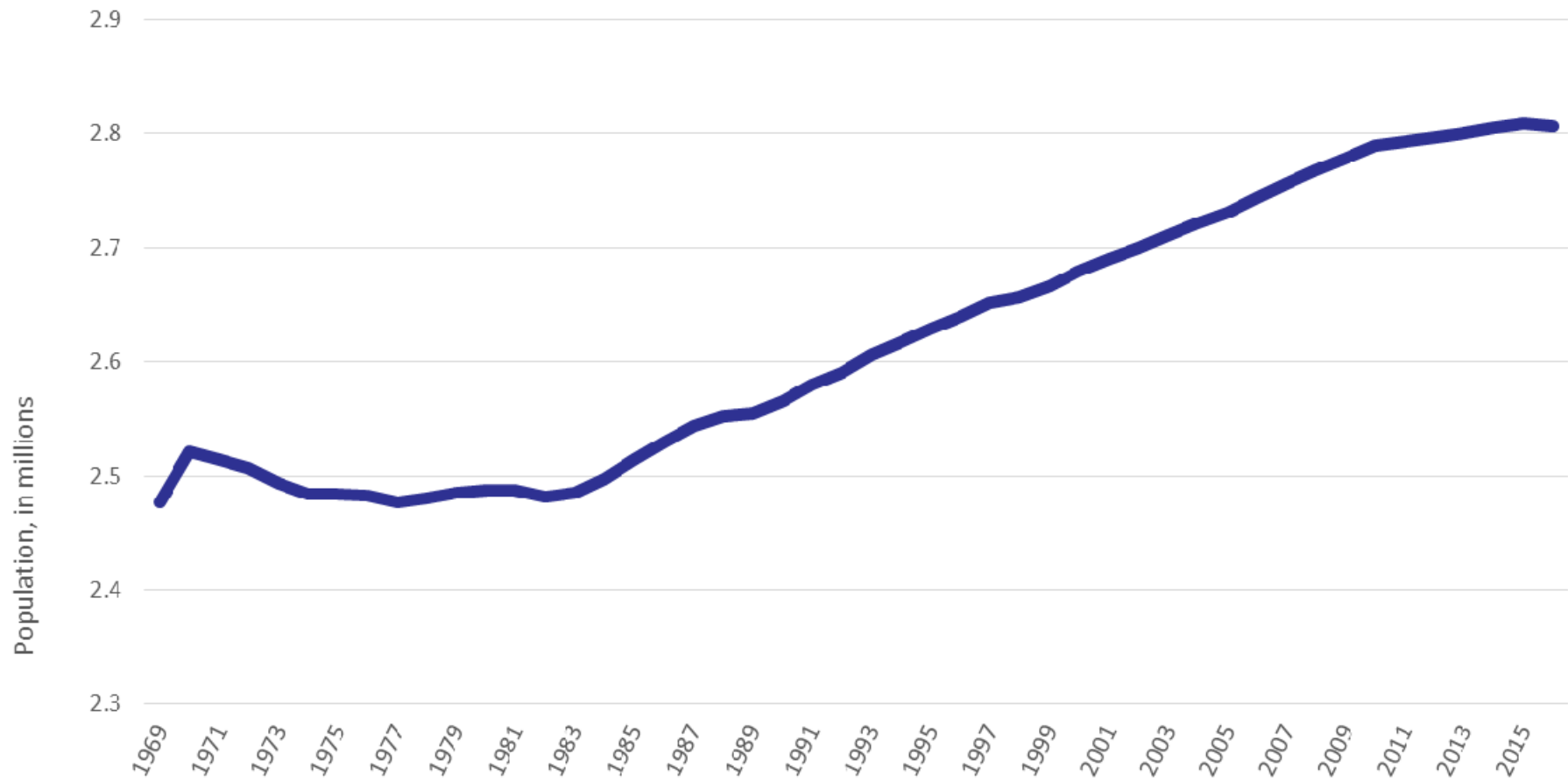
Percent change, 2016-2017

1	Austin	2.7
2	Raleigh	2.3
3	Orlando	2.3
4	Las Vegas	2.2
5	Dallas	2.0
6	Charlotte	2.0
7	San Antonio	2.0
8	Jacksonville	1.9
9	Phoenix	1.9
10	Nashville	1.8
11	Tampa	1.8
12	Seattle	1.7
13	Columbus	1.6
14	Atlanta	1.5
15	Salt Lake City	1.4
16	Houston	1.4
17	Sacramento	1.3
18	Denver	1.3
19	Riverside	1.3
20	Portland	1.2
21	Minneapolis	1.2
22	Indianapolis	1.1
23	Washington, D.C.	1.1
24	Kansas City	1.1
25	Richmond	0.9
26	Miami	0.8
27	Oklahoma City	0.8
<b>United States</b>	<b>0.7</b>	
28	Louisville	0.7
29	Boston	0.6
30	San Diego	0.6
31	Cincinnati	0.6
32	San Francisco	0.6
33	San Jose	0.4
34	New Orleans	0.4
35	Providence	0.3
36	Philadelphia	0.3
37	Baltimore	0.3
38	Birmingham	0.3
39	Memphis	0.2
40	New York	0.2
41	Los Angeles	0.2
42	Buffalo	0.2
43	Detroit	0.2
44	Virginia Beach	0.1
<b>45 St. Louis</b>	<b>0.0</b>	
46	Hartford	0.0
47	Milwaukee	0.0
48	Cleveland	-0.1
49	Chicago	-0.1
<b>50 Pittsburgh</b>	<b>-0.3</b>	



**WHERE  
WE  
STAND**

## Population, 1969 to 2016 St. Louis 15-County MSA



Source: U.S. Bureau of Economic Analysis (CA1)

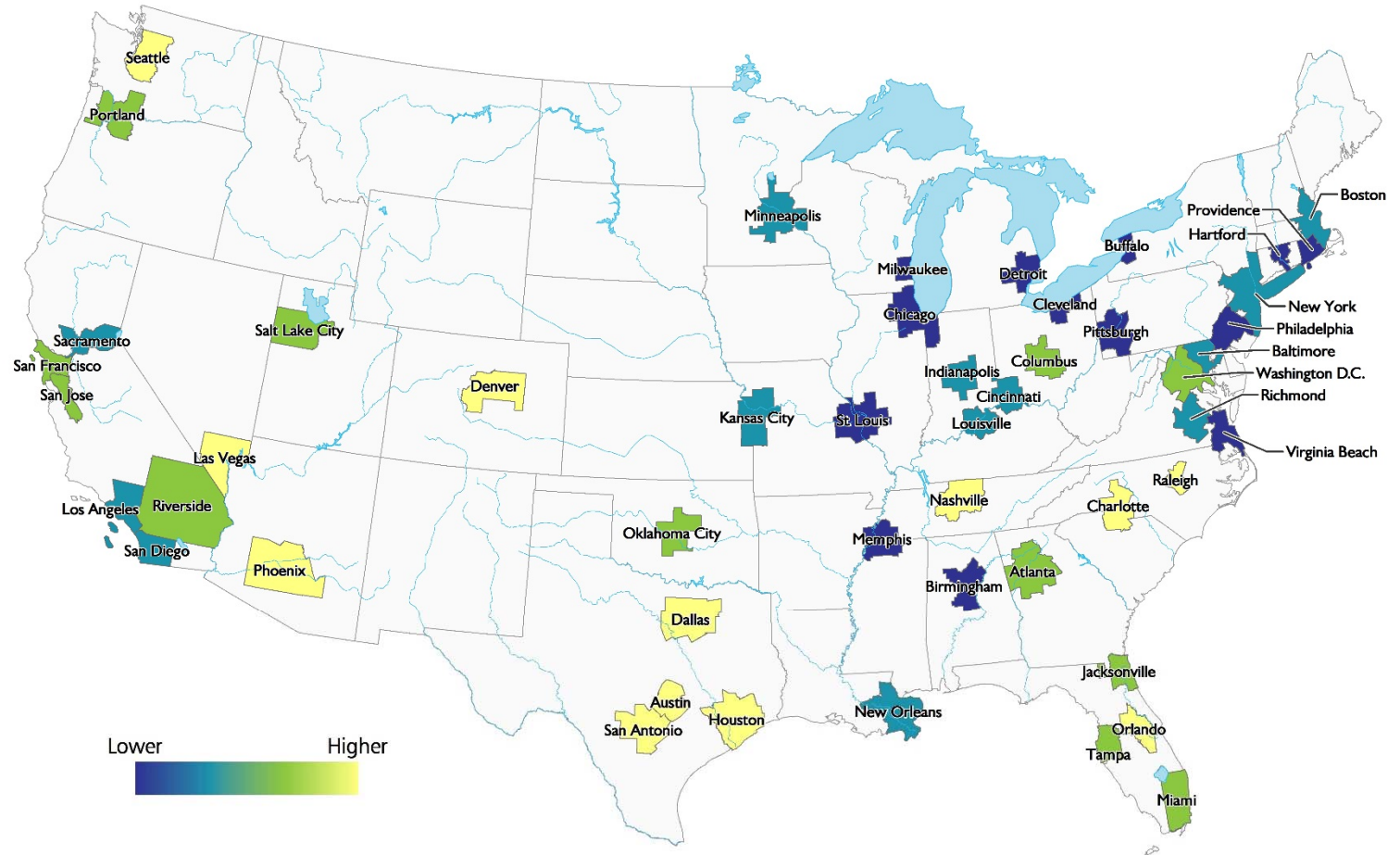
**WHERE  
WE  
STAND**

## Population Change

Percent change, 2010-2017

1	Austin	23.3
2	Raleigh	18.1
3	Orlando	17.6
4	Houston	16.4
5	San Antonio	15.5
6	Dallas	15.1
7	Charlotte	13.9
8	Nashville	13.9
9	Denver	13.5
10	Phoenix	13.0
11	Las Vegas	13.0
12	Seattle	12.4
13	Jacksonville	11.8
14	Atlanta	11.3
15	Tampa	11.1
16	Miami	10.6
17	Salt Lake City	10.6
18	Oklahoma City	10.4
19	Washington, D.C.	10.3
20	Portland	10.2
21	Columbus	9.3
22	San Francisco	9.0
23	San Jose	8.8
24	Riverside	8.4
25	Sacramento	8.2
26	San Diego	7.8
27	Minneapolis	7.5
28	Indianapolis	7.4
29	New Orleans	7.2
30	Richmond	7.1
31	Boston	6.2
32	Kansas City	6.0
<b>United States</b>	<b>5.5</b>	
33	Louisville	4.7
34	Los Angeles	4.1
35	New York	3.9
36	Baltimore	3.6
37	Cincinnati	3.0
38	Virginia Beach	2.9
39	Philadelphia	2.2
40	Birmingham	1.9
41	Memphis	1.8
42	Milwaukee	1.3
43	Providence	1.2
44	Chicago	0.8
45	St. Louis	0.7
46	Detroit	0.4
47	Buffalo	0.1
48	Hartford	-0.2
49	Cleveland	-0.9
50	Pittsburgh	-1.0

# Population Change, 2010 to 2017



Source: U.S. Census Bureau,  
Population Estimates

## Change in Per Capita Income (nominal dollars)

Percent Change, 2015-2016

1	<b>San Francisco</b>	<b>4.2</b>
2	San Jose	4.2
3	Salt Lake City	3.5
4	Nashville	3.4
5	Baltimore	3.1
6	Atlanta	3.1
7	Indianapolis	3.1
8	Memphis	2.9
9	Riverside	2.9
10	Detroit	2.9
11	Los Angeles	2.8
12	Sacramento	2.7
13	Seattle	2.7
14	Portland	2.6
15	Washington, D.C.	2.4
16	Charlotte	2.3
17	San Diego	2.2
18	Philadelphia	2.2
19	Orlando	2.1
20	Boston	2.1
21	Louisville	2.1
22	Chicago	2.0
23	Buffalo	2.0
24	Minneapolis	2.0
25	Cleveland	2.0
26	Phoenix	1.9
27	Cincinnati	1.8
28	New York	1.8
29	Columbus	1.8
30	Providence	1.7
	<b>United States</b>	<b>1.6</b>
31	Milwaukee	1.6
32	Birmingham	1.5
33	Miami	1.5
34	Raleigh	1.5
35	Richmond	1.4
36	Jacksonville	1.4
37	<b>St. Louis</b>	<b>1.3</b>
38	Hartford	1.2
39	Pittsburgh	1.1
40	Virginia Beach	1.1
41	Tampa	1.0
42	Las Vegas	0.9
43	Austin	0.9
44	San Antonio	0.4
45	Kansas City	0.2
46	Dallas	0.1
47	Denver	-0.3
48	Oklahoma City	-1.0
49	New Orleans	-1.4
50	<b>Houston</b>	<b>-3.6</b>

## Change in per Capita Income Compared to Population Change

Change in Per Capita Income		Population Change	
Rank	Percent Change	Rank	Percent Change
<b>37</b>	<b>St. Louis</b>	<b>45</b>	<b>St. Louis</b>
38	Hartford	46	Hartford
39	Pittsburgh	50	Pittsburgh
40	Virginia Beach	44	Virginia Beach
41	Tampa	11	Tampa
42	Las Vegas	4	Las Vegas
43	Austin	1	Austin
44	San Antonio	7	San Antonio
45	Kansas City	24	Kansas City
46	Dallas	5	Dallas
47	Denver	18	Denver
48	Oklahoma City	27	Oklahoma City
49	New Orleans	34	New Orleans
50	Houston	16	Houston

Source: U.S. Bureau of Economic Analysis (CA1)

**WHERE  
WE  
STAND**

# Where We Stand, 7<sup>th</sup> Edition

## The Strategic Assessment of the St. Louis Region

WWS 7<sup>th</sup> Edition, Data, & Updates

[www.ewgateway.org/research-center/where-we-stand/](http://www.ewgateway.org/research-center/where-we-stand/)

Subscribe to the WWS email list

[wws@ewgateway.org](mailto:wws@ewgateway.org)

WHERE  
WE  
STAND