

Annual Listing of Projects Obligating Federal Funds

Federal Fiscal Year 2014

October 1, 2013 – Sept. 30, 2014
St. Louis Metropolitan Area

December 31, 2014



EAST-WEST GATEWAY
Council of Governments

Creating Solutions Across Jurisdictional Boundaries



Listing of Obligated Projects for
St. Louis Metropolitan Area
For Federal Fiscal Year 2014

October 1, 2013 – September 30, 2014

Prepared By

East-West Gateway Council of Governments
Gateway Tower
One Memorial Drive, Suite 1600
St. Louis, Missouri 63102

Published December 31, 2014

Obligation Report for East-West Gateway Council of Governments

As required by 23 CFR 450.332, Metropolitan Planning Organizations (MPO) are required to publish a listing of projects for which federal funds were obligated in the previous fiscal year. The following report details projects that obligated federal funds in Madison, Monroe, and St. Clair Counties in Illinois, and Franklin, Jefferson, St. Charles, St. Louis Counties and the City of St. Louis in Missouri. This report documents federal funds obligated by the Illinois Department of Transportation, Missouri Department of Transportation (MoDOT), local public agencies, Metro, and Madison County Transit District (MCTD). By definition, obligated means that federal funds were authorized and committed by the State or designated recipient, and authorized by the Federal Highway Administration (FHWA) or awarded as a grant by the Federal Transit Administration (FTA). In some cases, FHWA funds are transferred to FTA. Once they are transferred to FTA for a transit project, the funds are administered as FTA funds and take on all the requirements of the FTA program.

This report documents the flow of federal funds in the region for federal fiscal year 2014 (October 1, 2013 – September 30, 2014) and was compiled based on information received from partner agencies including MoDOT, FHWA-Illinois Division, Metro, and Madison County Transit District. Within each agency a unique identifier or sponsor number is given to a project. The MPO identification number is called a TIP number. Projects can also be identified by the title and description of the improvements. These projects are listed on the following pages.

Appendix A provides a graphic summary of obligation including a breakdown of funding by agency. Definitions of federal funding programs through FHWA and FTA are listed in Appendix B. Appendix C defines 23 CFR 450.332. Appendix D details Advance Construction projects in Illinois

Listing of Projects Obligating Federal Funds in FY 2014

How to Read Obligation Report

<u>Project Information</u>									<u>As Programmed in Transportation Improved Program</u>		<u>Actual Budget to Date</u>		<u>Federal Funds Obligated - FY 2014 (October 1, 2013 through September 30, 2014)</u>		<u>Federal Funds Remaining</u>
<u>Sponsor</u>	<u>Title</u>	<u>Description</u>	<u>County</u>	<u>TIP #</u>	<u>Sponsor #</u>	<u>Bike Elements</u>	<u>Pedestrian Elements</u>	<u>Length (Miles)</u>	<u>Total Project Cost (As Programmed)</u>	<u>Total Federal Funds (As Programmed)</u>	<u>Total Project Cost (Actual)</u>	<u>Total Federal Funds Obligated (Actual)</u>	<u>Federal Funds Obligated - FY 2013</u>	<u>Fund Type Obligated - FY 2013</u>	
Arnold	Missouri State Road And Astra Way	City Of Arnold Missouri State Rd And Astra Way Intersection Improvement & To Build Roundabout	Jefferson	4797B-10	5403626	Y	N	0.17	\$1,338,099.00	\$1,070,479.00	\$1,133,369.00	\$906,695.06	-\$163,783.94	STP-S	\$163,783.94

Project Information – This section gives background on the project

1. Sponsor – Agency in charge of project
2. Title – Project title
3. Description – Details of location and/or type of improvement
4. County – County in which project is located
5. TIP # - East-West Gateway Council of Governments project identification number
6. Sponsor # - Identification number given to project by Federal Highway Administration or contract number for Metro
7. Bike Elements – Identifies projects that have bike elements such as bike lanes shared use paths, etc. (Y = Yes, N = No). Y-Off is off-road facility. Y-On is on-road facility.
8. Pedestrian Elements – Identifies projects that have pedestrian elements such as sidewalks, shared use paths, etc. (Y =Yes, N = No)
9. Length – Project length in miles

As Programmed in Transportation Improvement Program – This section shows how the project appeared in the Transportation Improvement Program

1. Total Project Cost (As Programmed) – Total estimated project cost as identified in Transportation Improvement Program
2. Total Federal Funds (As Programmed) – Estimated federal cost or share as identified in Transportation Improvement Program

Actual Budget to Date – This section details the actual costs for the project

1. Total Project Cost (Actual) – Actual costs incurred on project to date.
2. Total Federal Funds Obligated (Actual) – Federal funds obligated to date

(continued on next page)

Federal Funds Obligated FY 2014

1. Federal funds obligated FY 2014 – Federal funds obligated for project during federal fiscal year 2014 (October 1, 2013 – September 30, 2014). Negative amounts indicate deobligation or reduction of federal funds.
Deobligation may occur if project is under budget
2. Fund Type Obligated – FY 2014 - Source of federal funds obligated for project during fiscal year 2014. **Appendix A** contains definitions of federal programs.

Federal funds remaining – Difference between federal funds programmed in Transportation Improvement Program and actual amount of federal funds obligated.

Projects Obligating Federal Highway Administration Funds in Missouri

Project Information									As Programmed in Transportation Improvement Program		Actual Budget to Date		Federal Funds Obligated - FY 2014 (October 1, 2013 through September 30, 2014)		Federal Funds Remaining
Sponsor	Title	Description	County	TIP #	Sponsor #	Bike Elements	Ped Elements	Length (Miles)	Total Project Cost (As Programmed)	Total Federal Funds (As Programmed)	Total Project Cost (Actual)	Total Federal Funds Obligated (Actual)	Federal Funds Obligated FY 2014	Fund Type Obligated FY 2014	
Arnold	Michigan Avenue	Church Road To Jeffco Boulevard--Reconstruct Road - Add Sidewalks	Jefferson	5749-13	5403647	N	Y	0.65	\$2,127,000.00	\$1,701,600.00	\$1,934,416.00	\$1,547,532.24	\$1,425,212.24	STP-S	\$154,067.76
Arnold	Missouri State Road And Astra Way	Construct Roundabout--	Jefferson	4797B-10	5403626	N	Y	0.17	\$1,338,099.00	\$1,070,479.00	\$1,056,396.00	\$845,116.41	(\$61,578.65)	STP-S	\$225,362.59
Ballwin	Holloway Road Culvert	Over Grand Glaize Creek--Repair Culvert	St. Louis	5750-13	5401679	N	N	0.00	\$682,000.00	\$545,600.00	\$653,458.00	\$522,766.42	\$466,769.04	STP (BRM)	\$22,833.58
Ballwin	Kehrs Mill Road	Clayton To Holloway Rd--	St. Louis	5241-10	5401630	N	Y	1.60	\$1,554,000.00	\$1,243,200.00	\$1,086,398.00	\$847,689.28	(\$69,111.26)	STP-S	\$395,510.72
Ballwin Police Department	Law Enforcement Activites	On Roadways Near Schools--	St. Louis	5357A-11	H306501	N	N	0.00	\$4,249.00	\$4,249.00	\$4,244.00	\$4,244.03	(\$4.93)	SRTS	\$4.97
Bellefontaine Neighbors	Shepley Bridge	At Bnsf Railroad--Rehab Bridge	St. Louis	5751-13	5611602	N	N	0.10	\$26,741.00	\$21,393.00	\$142,670.00	\$114,135.38	\$92,742.93	STP-S	(\$92,742.38)
Bellefontaine Neighbors	St. Cyr Road	Bellefontaine Road To East City Limits--Culvert Replacement And Road Resurfacing	St. Louis	5602-12	5422615	N	Y	0.20	\$950,000.00	\$760,000.00	\$720,333.00	\$576,266.51	\$445,866.51	STP-S	\$183,733.49
Breckenridge Hills	Wismer Road	St. Charles Rock Road To Baltimore Avenue--	St. Louis	4040-06	4913601	N	N	1.00	\$369,863.00	\$295,890.00	\$181,486.00	\$145,188.57	(\$23,255.01)	STP-S	\$150,701.43
Brentwood	Litzinger Road	Mcknight Road To Brentwood Boulevard--Resurface - Ada Improvements - Lighting - Storm Sewer	St. Louis	5580-12	5438608	N	Y	0.75	\$2,026,038.00	\$1,540,000.00	\$1,716,796.00	\$1,373,435.67	\$1,092,605.67	STP-S	\$166,564.33
Bridgeton	Fee Fee Road, Phase 2	Old St Charles Road To I-70--Roadway Reconstruction	St. Louis	5615-13	5422616	N	Y	0.90	\$3,020,481.00	\$2,221,916.00	\$2,566,103.00	\$2,052,882.00	\$1,872,882.00	STP-S	\$169,034.00
Bridgeton	Gist Road Bridge	Over Cowmire Creek--Replace Bridge - Add Sidewalk	St. Louis	5583-12	5422613	N	Y	0.10	\$837,061.00	\$669,648.00	\$763,893.00	\$611,113.68	\$591,113.68	STP(BRM)	\$58,534.32

Projects Obligating Federal Highway Administration Funds in Missouri

Project Information									As Programmed in Transportation Improvement Program		Actual Budget to Date		Federal Funds Obligated - FY 2014 (October 1, 2013 through September 30, 2014)		Federal Funds Remaining
Sponsor	Title	Description	County	TIP #	Sponsor #	Bike Elements	Ped Elements	Length (Miles)	Total Project Cost (As Programmed)	Total Federal Funds (As Programmed)	Total Project Cost (Actual)	Total Federal Funds Obligated (Actual)	Federal Funds Obligated FY 2014	Fund Type Obligated FY 2014	
Chesterfield	Appalachian Trail - Phase 2	Beaver Creek Road To White Road--	St. Louis	5752-13	5410618	N	Y	0.73	\$2,199,223.00	\$1,534,400.00	\$217,223.00	\$173,778.45	\$48,813.23	STP-S	\$1,360,621.55
Chesterfield	Appalachian Trail, Phase 1	Olive Blvd To Beaver Creek Drive--	St. Louis	5243-11	5410614	N	N	0.72	\$1,585,000.00	\$1,109,500.00	\$1,406,007.00	\$1,109,500.00	\$17,966.20	STP-S	\$0.00
Chesterfield	Ladue Road	Olive Boulevard To Mo Rte 141-- Resurfacing	St. Louis	5608-14	4901628	N	Y	1.75	\$1,755,800.00	\$1,404,640.00	\$2,375,901.00	\$1,404,640.00	\$1,404,640.00	STP-S	\$0.00
Chesterfield	South Greentrails Drive	Ladue Road To White Road--	St. Louis	5753-14	5410619	N	Y	0.85	\$2,472,553.00	\$1,731,450.00	\$188,381.00	\$150,704.73	\$150,704.73	STP-S	\$1,580,745.27
Chesterfield	Stablestone Dr / Green Trails	Ladue Rd To Olive Blvd (Mo 340)--	St. Louis	4809-08	5410608	N	N	1.00	\$1,900,000.00	\$1,330,000.00	\$1,601,161.00	\$1,107,180.89	(\$10,770.76)	STP-S	\$222,819.11
Chesterfield	Timberlake Manor Bridge	Over Branch Of Creve Coeur Creek-- Replace Bridge	St. Louis	5597-12	5410616	N	N	0.10	\$1,240,679.00	\$860,300.00	\$1,044,923.00	\$830,991.02	\$673,648.18	STP-S	\$29,308.98
Citizens For Modern Transit	Transit Adjacent Property Ridership Program	St. Louis City & St. Louis Co - Two Year Outreach Prog--Target Employers Near Metrolink To Incr Ridership	Multi-County-M	5831-13	5401710	N	N	0.00	\$744,559.00	\$595,647.00	\$744,559.00	\$595,647.00	\$188,813.51	CMAQ	\$0.00
Clayton	Brentwood/Carondelet Streetscape	Brentwood: Carondelet Avenue To Forsyth--Carondelet: Meramec Avenue To Brentwood	St. Louis	5563-12	5438609	N	Y	0.16	\$886,418.00	\$709,134.00	\$1,185,091.00	\$709,134.00	\$603,804.83	STP-S	\$0.00
Clayton	Wydown Boulevard	Hanley Road To The East City Limit-- Resurfacing And Ada Improvements	St. Louis	5618-12	5438610	Y	Y	1.74	\$3,707,640.00	\$2,966,112.00	\$2,428,444.00	\$1,942,755.53	\$1,779,082.73	STP-S	\$1,023,356.47
Cool Valley	S. Florissant Road Streetscape Improvements	Signal Hill To Northern City Limits	St. Louis	5754-13	5500672	N	Y	0.60	\$653,725.00	\$522,980.00	\$505,049.00	\$404,039.20	\$347,251.20	STP-E	\$118,940.80
Cottleville	Mo N, Phase 3	Round Tower East Drive TO Weiss Road-- Construction Dropped	St. Charles	4631C-10	5410613	N	N	0.57	\$700,000.00	\$427,026.00	\$10,468.00	\$8,374.21	(\$551,625.79)	STP-S	\$418,651.79

Projects Obligating Federal Highway Administration Funds in Missouri

Project Information									As Programmed in Transportation Improvement Program		Actual Budget to Date		Federal Funds Obligated - FY 2014 (October 1, 2013 through September 30, 2014)		Federal Funds Remaining
Sponsor	Title	Description	County	TIP #	Sponsor #	Bike Elements	Ped Elements	Length (Miles)	Total Project Cost (As Programmed)	Total Federal Funds (As Programmed)	Total Project Cost (Actual)	Total Federal Funds Obligated (Actual)	Federal Funds Obligated FY 2014	Fund Type Obligated FY 2014	
Crestwood	Ponderosa, Acorn, Oakridge, Holmes Reconstruction	Pond: Pinellas - Acorn; Acorn: Pond - Oakridge; Oakridge---Acorn To Holmes; Holmes - Oakridge To Big Bend	St. Louis	5554-12	5602617	N	Y	0.32	\$1,386,000.00	\$1,108,800.00	\$1,311,485.00	\$1,049,188.63	\$925,208.25	STP STP-S	\$59,611.37
Crestwood	Spellman Road Corridor, Phase I	Rayburn Avenue To Ponderosa/Pinellas Intersection--	St. Louis	5245-11	4901620	N	Y	0.45	\$1,844,000.00	\$1,475,200.00	\$1,591,847.00	\$1,273,477.12	(\$65,556.02)	STP-S	\$201,722.88
Creve Coeur	Coeur De Ville Lane	Sidewalk - Mo 340 (Olive Blvd) To Mo Ab (Ladue Rd)--Resurfacing - Parc Provence To Royal Valley Dr	St. Louis	5755-14	5526639	N	Y	1.25	\$544,346.00	\$419,553.00	\$69,906.00	\$55,924.40	\$55,924.40	STP-S	\$363,628.60
Creve Coeur	Graeser Road	Olive Blvd (Mo 340) To Ladue Road (Mo Ab)--Resurfacing - Ada Improvements	St. Louis	5575-13	5526638	N	Y	1.26	\$543,224.00	\$430,046.00	\$666,515.00	\$430,046.00	\$389,511.88	STP-S	\$0.00
Creve Coeur	Spoede Road	Olive Blvd (Mo 340) To Southern City Limits--	St. Louis	4949-09	5526633	N	Y	1.74	\$451,829.00	\$361,463.00	\$413,371.00	\$330,696.64	(\$30,766.36)	STP-S	\$30,766.36
Crystal City	Bailey Road	Mississippi Avenue To Brierton Street--Resurfacing, New Sidewalks, And Lighting	Jefferson	5616-12	5403633	N	Y	0.70	\$804,104.00	\$643,283.00	\$798,379.00	\$638,704.06	(\$4,578.94)	STP-S	\$4,578.94
Crystal City	Crystal Heights Road	Mississippi Avenue To Compton Drive--Resurfacing - Sidewalks	Jefferson	5757-13	5401676	N	Y	0.70	\$998,217.00	\$798,573.00	\$980,885.00	\$784,707.60	\$784,707.60	STP-S	\$13,865.40
Crystal City	Eighth Street	Mississippi Avenue To Business 61--Resurfacing	Jefferson	5756-13	5401677	N	Y	0.40	\$653,700.00	\$522,960.00	\$556,690.00	\$445,352.01	\$445,352.01	STP-S	\$77,607.99
Dardenne Prairie	Hanley Road Signals	At Mo N & Feise Rd--New Traffic Signals	St. Charles	5021-09	5407609	N	N	0.10	\$467,400.00	\$352,800.00	\$334,500.00	\$267,599.76	(\$3,860.66)	CMAQ	\$85,200.24
De Soto	Dewitt Street Bridge	Over Joachim Creek--	Jefferson	4634-09	2200602	N	N	0.39	\$2,634,205.00	\$2,107,364.00	\$2,106,468.00	\$1,702,458.58	(\$126,600.93)	STP-S	\$404,905.42
De Soto	Main St & Vineland School Rd Resurfacing	Main St: Vineland School Rd To Tanyard Br Creek--Vineland School Rd: Main St To Mo 21	Jefferson	5566-12	2200605	N	Y	1.70	\$1,457,861.00	\$1,166,288.00	\$1,683,291.00	\$1,166,288.00	\$1,023,279.88	STP-S	\$0.00

Projects Obligating Federal Highway Administration Funds in Missouri

Project Information									As Programmed in Transportation Improvement Program		Actual Budget to Date		Federal Funds Obligated - FY 2014 (October 1, 2013 through September 30, 2014)		Federal Funds Remaining
Sponsor	Title	Description	County	TIP #	Sponsor #	Bike Elements	Ped Elements	Length (Miles)	Total Project Cost (As Programmed)	Total Federal Funds (As Programmed)	Total Project Cost (Actual)	Total Federal Funds Obligated (Actual)	Federal Funds Obligated FY 2014	Fund Type Obligated FY 2014	
Des Peres	Claychester Drive Bridge	Over Two Mile Creek--Replace Bridge - Sidewalk	St. Louis	5594-12	5555609	N	N	0.10	\$705,000.00	\$564,000.00	\$678,804.00	\$543,043.00	\$427,046.80	STP-S	\$20,957.00
Des Peres	Fawnvalley Drive Bridge	Over Two Mile Creek--Replace Bridge	St. Louis	5759-13	5555610	N	Y	0.05	\$798,742.00	\$638,994.00	\$134,985.00	\$107,988.00	\$8,000.00	STP-S	\$531,006.00
Des Peres	Highland Avenue Bridge	Over Sugar Creek--	St. Louis	5247-10	5555607	N	N	0.10	\$985,000.00	\$788,000.00	\$890,585.00	\$712,468.16	(\$1,599.84)	STP-S	\$75,531.84
Edmundson	Edmundson Road	Natural Bridge Road To Holman Lane--	St. Louis	5248-11	5407612	N	Y	0.53	\$811,200.00	\$648,960.00	\$606,053.00	\$484,842.73	(\$95,675.15)	STP-S	\$164,117.27
Ferguson	Forestwood Ave, Ph 1	Highmont To Chambers--	St. Louis	5249-11	5518604	N	Y	0.53	\$1,700,083.00	\$1,360,666.00	\$1,558,657.00	\$1,246,926.07	\$180,709.09	STP-S	\$113,739.93
Festus	Horine Road	Hillsboro Rd (N. 5Th Street) To Richard Avenue--Resurfacing - Add Sidewalks	Jefferson	5760-13	5401678	N	Y	0.77	\$1,276,400.00	\$993,120.00	\$200,000.00	\$160,000.00	\$52,000.00	STP-S	\$833,120.00
Franklin County	Bend Road Bridge	Over Meramec River (And Approaches)-- Replace Bridge - Realign Road	Franklin	6303-14	9900638	N	N	0.35	\$4,694,804.00	\$3,623,843.00	\$200,000.00	\$160,000.00	\$160,000.00	STP (BRM)	\$3,463,843.00
Franklin County	Country Club Road Bridge	Bridge F-101R, 12500061 Over Branch Of Busch Creek--	Franklin	4968-09	5490610	N	N	0.40	\$557,659.00	\$446,127.00	\$398,637.00	\$318,909.33	(\$10,312.64)	STP-S	\$127,217.67
Franklin County	Herbst Rd Bridge	Bridge No. 1130004--Bridge Rehabilitation/Replacement-Const Dropped	Franklin	4528B-06	B036027	N	N	0.15	\$59,762.00	\$47,809.00	\$47,809.00	\$47,809.54	(\$7,106.46)	BRO	(\$0.54)
Franklin County	Herbst Road	Unnamed Tributary To Bourbeuse River-- Replacing Bridge	Franklin	5624-12	5489607	N	N	0.15	\$665,216.00	\$468,368.00	\$378,973.00	\$303,178.29	\$4,118.34	STP-S	\$165,189.71
Franklin County	Hogan Road	Mo 100 To State Maintenance Line-- Resurfacing-Widening Narrow Pavement Width	Franklin	5620-12	5489608	N	N	0.60	\$1,443,326.00	\$1,136,020.00	\$932,850.00	\$746,279.38	\$597,334.93	STP-S	\$389,740.62

Projects Obligating Federal Highway Administration Funds in Missouri

Project Information									As Programmed in Transportation Improvement Program		Actual Budget to Date		Federal Funds Obligated - FY 2014 (October 1, 2013 through September 30, 2014)		Federal Funds Remaining
Sponsor	Title	Description	County	TIP #	Sponsor #	Bike Elements	Ped Elements	Length (Miles)	Total Project Cost (As Programmed)	Total Federal Funds (As Programmed)	Total Project Cost (Actual)	Total Federal Funds Obligated (Actual)	Federal Funds Obligated FY 2014	Fund Type Obligated FY 2014	
Franklin County	Wild Plum Valley Road Bridge	Bridge F-428	Franklin	4793-10	5490613	N	N	0.40	\$698,000.00	\$558,400.00	\$461,339.00	\$369,070.95	(\$3,053.18)	STP-S	\$189,329.05
Frontenac	Conway Road	Lindbergh Blvd To Spoede Road--Sidewalk	St. Louis	5761-13	5503606	N	Y	0.53	\$666,000.00	\$532,800.00	\$547,175.00	\$437,740.14	\$394,802.64	STP-S	\$95,059.86
Frontenac	Geyer Road Bridge	Over Two-Mile Creek--	St. Louis	5250A-12 5250-10	5503603	Y	Y	0.10	\$712,126.00	\$639,300.00	\$606,526.00	\$485,219.94	(\$19,329.10)	HBP STP-S	\$154,080.06
Glendale	Kirkham Avenue Phase 1	Sappington Road East To City Limits--	St. Louis	4971-11	5401625	N	Y	0.75	\$2,447,907.00	\$1,958,326.00	\$2,114,866.00	\$1,691,892.43	\$1,442,452.43	STP-S	\$266,433.57
Grantwood Village	Grant Road	Mo 30 To Grant'S Farm Entrance--Install Lighting, Signs And Safety Improvements	St. Louis	5897-13	5401719	N	N	0.50	\$49,500.00	\$49,500.00	\$8,255.00	\$8,255.16	\$8,255.16	PLHD	\$41,244.84
Great Rivers Greenway	Bike St. Louis Phase 3	Various Routes In The City Of St. Louis--Update Existing Network, Add New Routes	St. Louis City	5762-13	5401701	Y	N	103.00	\$1,565,000.00	\$1,140,000.00	\$1,424,660.00	\$1,139,728.00	\$1,139,728.00	STP-E	\$272.00
Great Rivers Greenway District	Page Avenue Trail	Katy Parking Lot To Heritage Crossing S/O Mo 364--Nw Expansion Of 364 Trail To Heritage Crossing	St. Charles	4521-06	7303601	Y	N	1.80	\$1,508,500.00	\$1,055,950.00	\$1,028,755.00	\$720,128.56	(\$83,127.94)	STP-E	\$335,821.44
Green Park	Green Park Rd Bridge	Over Gravois Creek At Green Park Industrial Dr--Bridge Replacement	St. Louis	4624-08	4901606	N	N	0.05	\$1,011,359.00	\$809,087.00	\$985,395.00	\$788,316.44	(\$36.67)	HBP	\$20,770.56
Green Park	Old Green Park Rd	Green Park Rd To Green Park Rd--Resurfacing	St. Louis	5764-13	5401681	N	N	0.31	\$290,000.00	\$232,000.00	\$14,892.00	\$11,913.77	\$11,913.77	STP-S	\$220,086.23
Hazelwood	Mcdonnell Bridge Enhancement	At I-270--Landscaping	St. Louis	5765-13	5408607	N	N	0.10	\$450,000.00	\$360,000.00	\$441,190.00	\$352,951.69	\$302,363.69	STP-E	\$7,048.31
Hazelwood Police Department	Public Outreach & Speed Management	On Roadways Near Schools--	St. Louis	5357C-11	H306503	N	N	0.00	\$18,737.00	\$18,737.00	\$18,676.00	\$18,676.12	(\$60.68)	SRTS	\$60.88

Projects Obligating Federal Highway Administration Funds in Missouri

Project Information									As Programmed in Transportation Improvement Program		Actual Budget to Date		Federal Funds Obligated - FY 2014 (October 1, 2013 through September 30, 2014)		Federal Funds Remaining
Sponsor	Title	Description	County	TIP #	Sponsor #	Bike Elements	Ped Elements	Length (Miles)	Total Project Cost (As Programmed)	Total Federal Funds (As Programmed)	Total Project Cost (Actual)	Total Federal Funds Obligated (Actual)	Federal Funds Obligated FY 2014	Fund Type Obligated FY 2014	
Herculaneum	Main Street	Joachim Avenue To Broadway Street--Resurface - Curb And Gutter - Sidewalks - Lighting	Jefferson	5593-12	5403634	N	Y	0.60	\$862,052.00	\$689,642.00	\$773,759.00	\$619,007.30	(\$62,123.00)	STP-S	\$70,634.70
Herculaneum	Scenic Drive	South Scenic Drive To Mcnutt School Road--Sidewalks - Reconstruct	Jefferson	5766-13	5403648	N	Y	0.70	\$1,228,500.00	\$982,800.00	\$1,092,707.00	\$874,165.54	\$874,165.54	STP-S	\$108,634.46
Hillsboro	Old Highway 21, Phase 2	Leon Hall Parkway To Mo A--Resurfacing - Center Turn Ln - Sidewalks	Jefferson	5767-13	5403649	N	Y	0.85	\$1,139,976.00	\$911,981.00	\$962,376.00	\$769,900.91	\$769,900.91	STP-S	\$142,080.09
Hillsboro	Vreeland Road	Main Street To South City Limits--Resurfacing And Sidewalks	Jefferson	5610-12	5476609	N	Y	0.90	\$614,784.00	\$491,827.00	\$590,008.00	\$472,006.50	(\$15,225.18)	STP-S	\$19,820.50
Jefferson County	Butcher Branch Road Bridge	Over Butcher Branch Creek--Bridge Replacement	Jefferson	5586-12	5403635	N	N	0.10	\$998,188.00	\$796,400.00	\$1,075,744.00	\$796,400.00	\$630,249.79	STP-S	\$0.00
Jefferson County	Carol Park Road	Mo 30 To Gravois Road--Resurfacing	Jefferson	5572-12	5403636	N	N	1.73	\$353,243.00	\$282,595.00	\$262,467.00	\$209,973.83	(\$46,539.77)	STP-S	\$72,621.17
Jefferson County	Castle Ranch Road Bridge	Over Tributary Of Cotter Creek--	Jefferson	4969-11	5403621	N	N	0.20	\$920,000.00	\$736,000.00	\$683,821.00	\$531,516.32	(\$204,483.68)	STP-S	\$204,483.68
Jefferson County	Dulin Creek Road Bridge	Bridge # 1420020 Over Dulin Creek--Bro Funding For Pe And Row	Jefferson	4744A-07	B050015	N	N	0.10	\$189,706.00	\$151,765.00	\$171,876.00	\$137,501.10	(\$13,966.90)	BRO	\$14,263.90
Jefferson County	Fountain City Road Bridge	Over Haverstick Creek--	Jefferson	5215A-11	5403629	N	N	0.10	\$1,080,000.00	\$864,000.00	\$788,210.00	\$630,252.80	(\$97,228.45)	STP-S	\$233,747.20
Jefferson County	Gravois Road	At Main Street--Improve Intersection Alignment	Jefferson	5579-13	5403637	N	N	0.10	\$148,000.00	\$118,400.00	\$158,990.00	\$118,400.00	\$118,400.00	STP-S	\$0.00
Jefferson County	Gravois Road	Mo 30 To Main Street (Mo Mm)--Resurfacing	Jefferson	5768-14	5403650	N	N	2.46	\$182,581.00	\$146,065.00	\$123,959.00	\$99,167.59	\$99,167.59	STP-S	\$46,897.41

Projects Obligating Federal Highway Administration Funds in Missouri

Project Information									As Programmed in Transportation Improvement Program		Actual Budget to Date		Federal Funds Obligated - FY 2014 (October 1, 2013 through September 30, 2014)		Federal Funds Remaining
Sponsor	Title	Description	County	TIP #	Sponsor #	Bike Elements	Ped Elements	Length (Miles)	Total Project Cost (As Programmed)	Total Federal Funds (As Programmed)	Total Project Cost (Actual)	Total Federal Funds Obligated (Actual)	Federal Funds Obligated FY 2014	Fund Type Obligated FY 2014	
Jefferson County	High Ridge Boulevard	Mo 30 To Mo Pp--Resurfacing	Jefferson	5769-14	5403651	N	N	0.97	\$102,603.00	\$82,083.00	\$76,752.00	\$61,401.58	\$61,401.58	STP-S	\$20,681.42
Jefferson County	Jefferson County Scenic Byway	Mo 21: Meramec Riv-End Of 4-La; Mo M: I-55-MO 21--Corridor Management Plan	Jefferson	4700-07	9900627	N	N	33.00	\$110,000.00	\$88,000.00	\$94,266.00	\$74,457.17	(\$13,542.83)	STP-E	\$13,542.83
Jefferson County	Klondike Road Bridge	Over Belew Creek--Bridge Replacement	Jefferson	5189B-14	B050019	N	N	0.10	\$813,639.00	\$628,000.00	\$148,639.00	\$148,639.40	\$148,639.40	BRO	\$479,360.60
Jefferson County	Kramme Road Bridge	Over Calvey Creek--Replace Bridge	Jefferson	5770-14	5403652	N	N	0.10	\$540,000.00	\$432,000.00	\$129,044.00	\$103,235.19	\$103,235.19	STP-S	\$328,764.81
Jefferson County	Lions Den Road, Phase 3	Lions Den Camp Road To Binning Road--Related To 4053A	Jefferson	4053-06 4053A-10	7203601	N	N	0.82	\$3,566,517.00	\$2,431,517.00	\$2,691,746.00	\$1,994,130.62	(\$14,297.68)	STP-S	\$437,386.38
Jefferson County	Lonedell Road	Arnold City Limits (Pomme Road) To Old State Rte 21--Overlay	Jefferson	4976-11	5403624	N	Y	2.42	\$625,000.00	\$500,000.00	\$504,359.00	\$403,487.22	(\$24,978.31)	STP-S	\$96,512.78
Jefferson County	Maness Road Bridge	Over Tributary Of Dry Creek--Bridge Replacement	Jefferson	5189A-14	B050020	N	N	0.10	\$575,000.00	\$460,000.00	\$116,250.00	\$116,249.88	\$116,249.88	BRO	\$343,750.12
Jefferson County	Mapaville-Hematite Road Bridge	Over Little Creek--	Jefferson	4957-11	5403622	N	N	0.20	\$1,465,000.00	\$1,172,000.00	\$1,200,413.00	\$938,399.00	(\$188,881.00)	STP-S	\$233,601.00
Jefferson County	Miller Road	I-55 Outer Road To Old Lemay Ferry Road--Resurfacing	Jefferson	5585-12	5403638	N	N	3.17	\$646,000.00	\$516,800.00	\$537,287.00	\$429,829.77	(\$3,106.77)	STP-S	\$86,970.23
Jefferson County	Montebello Road	Us 61/67 To Kimmswick City Limits--Resurfacing	Jefferson	5587-12	5403639	N	N	1.35	\$340,000.00	\$272,000.00	\$232,934.00	\$186,347.34	(\$18,267.82)	STP-S	\$85,652.66
Jefferson County	Old Antonia Road Bridge	Over A Tributary Of Rock Creek--	Jefferson	5215B-11	5403630	N	N	0.10	\$796,000.00	\$636,800.00	\$802,953.00	\$636,800.00	\$513,410.10	STP-S	\$0.00

Projects Obligating Federal Highway Administration Funds in Missouri

Project Information									As Programmed in Transportation Improvement Program		Actual Budget to Date		Federal Funds Obligated - FY 2014 (October 1, 2013 through September 30, 2014)		Federal Funds Remaining
Sponsor	Title	Description	County	TIP #	Sponsor #	Bike Elements	Ped Elements	Length (Miles)	Total Project Cost (As Programmed)	Total Federal Funds (As Programmed)	Total Project Cost (Actual)	Total Federal Funds Obligated (Actual)	Federal Funds Obligated FY 2014	Fund Type Obligated FY 2014	
Jefferson County	Old Lemay Ferry Road Bridge	Over A Tributary Of Glaize Creek--	Jefferson	5215C-11	5403631	Y	N	0.10	\$862,000.00	\$689,600.00	\$558,549.00	\$446,839.39	(\$128,996.98)	STP-S	\$242,760.61
Jefferson County	Old Route 141	Springdale Lane To St. Louis County Line-Resurfacing	Jefferson	5771-14	5403653	N	N	1.41	\$264,300.00	\$211,440.00	\$224,617.00	\$179,692.80	\$179,692.80	STP-S	\$31,747.20
Jefferson County	Romaine Creek Road Bridge	Over Sugar Creek--Replace Bridge	Jefferson	5772-14	5403654	N	N	0.10	\$362,900.00	\$287,520.00	\$103,500.00	\$82,800.00	\$82,800.00	STP (BRM)	\$204,720.00
Jefferson County	Schneider Drive Bridge	Over Sugar Creek--	Jefferson	5215D-11	5403625	N	N	0.10	\$979,000.00	\$783,200.00	\$469,164.00	\$375,330.80	(\$3,811.32)	STP-S	\$407,869.20
Jefferson County	Seckman Road	I-55 West Outer Road To Old Lemay Ferry Road--Resurfacing	Jefferson	5773-14	5403655	N	N	3.48	\$527,000.00	\$421,600.00	\$454,257.00	\$363,405.82	\$363,405.82	STP-S	\$58,194.18
Jefferson County	Stroup Road Bridge	Over Little Creek--Replace Bridge	Jefferson	5774-14	5403656	N	N	0.10	\$1,408,344.00	\$1,125,876.00	\$171,776.00	\$137,420.42	\$137,420.42	STP-S	\$988,455.58
Jefferson County	Tomahawk-Vogel Rehab	Tomahawk - Lonedell Rd To Gary Rd--Vogel Road - Gary Rd To Bluff Park Dr	Jefferson	5775-14	5403657	N	N	0.64	\$185,609.00	\$148,487.00	\$139,246.00	\$111,396.74	\$111,396.74	STP-S	\$37,090.26
Jefferson County	Vogel Road, Phase 1	Vogel Circle Road To Bluff Park--Realign Curve - Road Improvements	Jefferson	5588-12	5403644	N	N	0.27	\$1,438,500.00	\$1,150,800.00	\$1,185,539.00	\$921,910.49	\$701,910.49	STP-S	\$228,889.51
Jefferson County	Whitehead Road Bridge	Over Tributary Of Cotter Creek--	Jefferson	4951-11	5403623	N	N	0.20	\$965,000.00	\$772,000.00	\$819,619.00	\$655,694.18	(\$116,305.82)	STP-S	\$116,305.82
Jefferson County	Wilson Hollow Road Bridge	Over Tributary Of Big River--Replace Bridge	Jefferson	5577-12	5403646	N	N	0.20	\$798,000.00	\$638,400.00	\$736,736.00	\$579,313.32	\$479,313.32	STP-S	\$59,086.68
Ladue	I-170 / Ladue Road Interchange	Redesign & Reconstruct Intersection To/From Sb I-170--Safetea-Lu Earmark Sec. 1702 # 3143 - Mo 133	St. Louis	4718A-07	5410621	N	N	0.00	\$370,000.00	\$288,000.00	\$334,443.00	\$267,553.59	\$46,341.83	HPP	\$20,446.41

Projects Obligating Federal Highway Administration Funds in Missouri

Project Information									As Programmed in Transportation Improvement Program		Actual Budget to Date		Federal Funds Obligated - FY 2014 (October 1, 2013 through September 30, 2014)		Federal Funds Remaining
Sponsor	Title	Description	County	TIP #	Sponsor #	Bike Elements	Ped Elements	Length (Miles)	Total Project Cost (As Programmed)	Total Federal Funds (As Programmed)	Total Project Cost (Actual)	Total Federal Funds Obligated (Actual)	Federal Funds Obligated FY 2014	Fund Type Obligated FY 2014	
Ladue	Litzsinger Road	Lindbergh Boulevard To Mcknight Road--Resurfacing	St. Louis	5613-12	5529608	N	N	2.58	\$1,345,840.00	\$1,076,672.00	\$1,141,378.00	\$913,102.46	(\$73,230.96)	STP-S	\$163,569.54
Ladue	Mcknight Road	Clayton Rd To Ladue Rd--Sidewalks	St. Louis	5776-13 5564A-14 5564-12	5529609	N	Y	0.90	\$2,974,333.00	\$2,379,466.00	\$2,595,522.00	\$2,076,417.52	\$1,980,417.52	STP-S	\$303,048.48
Ladue	Price Road	Clayton Road To Ladue Road--Resurfacing - Curb & Gutter	St. Louis	6319-15	5529611	N	N	0.84	\$704,980.00	\$563,984.00	\$202,000.00	\$161,600.09	\$66,258.40	STP-S	\$402,383.91
Lake Saint Louis	Civic Center Drive	Lake Saint Louis Boulevard To Outer Road--Road Reconstruction - Bike And Ped Facilities	St. Charles	5778-13	7302623	Y	Y	0.30	\$1,314,900.00	\$1,036,000.00	\$167,900.00	\$134,320.00	\$42,400.00	STP-S	\$901,680.00
Land Clearance For Redev. Authority	Laclede'S Landing Cobblestone/Streetscape	Second St- Washington To Morgan St--First St - Washington To Morgan St (Add Alternate)	St. Louis City	5457-11	5401664	N	Y	0.10	\$1,266,000.00	\$1,000,000.00	\$1,148,852.00	\$919,081.95	\$7,522.92	STP-E	\$80,918.05
Madison County Transit District	Ridefinders Marketing & Outreach (Missouri)	Increase Awareness, Interest, And Participation--In Ridefinders By Employers And Commuters	Multi-County-M	5833-13	5401711	N	N	0.00	\$800,000.00	\$800,000.00	\$0.00	\$0.00	(\$400,000.00)	CMAQ	\$800,000.00
Madison County Transit District	Ridefinders Marketing & Outreach - 2014 - Mo	Increase Awareness, Interest, And Participation--In Ridefinders To Employers And Commuters	Multi-County-M	6378-14	9900667	N	N	0.00	\$1,080,000.00	\$1,080,000.00	\$1,080,000.00	\$1,080,000.00	\$1,080,000.00	CMAQ	\$0.00
Madison County Transit District	Ridefinders Vanpool Fleet Acquisition - Missouri	Purchase 28 Vehicles--	Multi-County-M	5836-13	5401712	N	N	0.00	\$784,000.00	\$784,000.00	\$0.00	\$0.00	(\$392,000.00)	CMAQ	\$784,000.00
Maplewood	Laclede Station Road	Folk Avenue To West Bruno Avenue--	St. Louis	5255-11	5401638	N	Y	0.23	\$648,793.00	\$445,200.00	\$464,785.00	\$371,828.10	\$8,710.13	STP-S	\$73,371.90
Maplewood	Manchester Road, Phase 2	Big Bend Blvd To Circle Dr--Reconstruction	St. Louis	4486-08	5401605	N	Y	0.36	\$1,489,550.00	\$1,042,685.00	\$922,105.00	\$645,473.51	(\$0.11)	STP-S	\$397,211.49
MoDOT	Blanchette Bridge Closure Motorist Assist	Service Area Includes Mo 94 From I-70 To Us 40, Mo 364--And Mo 370	Multi-County-M	5420-11	6P2411	N	N	25.00	\$228,000.00	\$182,314.00	\$115,157.00	\$92,125.74	(\$90,187.86)	CMAQ	\$90,188.26

Projects Obligating Federal Highway Administration Funds in Missouri

Project Information									As Programmed in Transportation Improvement Program		Actual Budget to Date		Federal Funds Obligated - FY 2014 (October 1, 2013 through September 30, 2014)		Federal Funds Remaining
Sponsor	Title	Description	County	TIP #	Sponsor #	Bike Elements	Ped Elements	Length (Miles)	Total Project Cost (As Programmed)	Total Federal Funds (As Programmed)	Total Project Cost (Actual)	Total Federal Funds Obligated (Actual)	Federal Funds Obligated FY 2014	Fund Type Obligated FY 2014	
MoDOT	Bridge Inspections	2014 Contract Underwater Inspections Non Federal Aid Routes, St Louis City/Metro	St. Louis City	NOT IN TIP	NB19767	N	N	0.00	N/A	N/A	\$10,217.00	\$8,173.26	\$8,173.26	HBP	N/A
MoDOT	Bridge Inspections	St Louis City, 2012 Nat'L Bridge Inspection Standards - On And Off System	St. Louis	NOT IN TIP	NB1617	N	N	0.00	N/A	N/A	\$12,101.00	\$9,680.28	(\$190.23)	HBP	N/A
MoDOT	Bridge Inspections	St Louis City, 2013 Nat'L Bridge Inspection Standards - On And Off System	St. Louis	NOT IN TIP	NB1618	N	N	0.00	N/A	N/A	\$27,359.00	\$21,887.14	\$9,427.54	HBP	N/A
MoDOT	Bridge Inspections	St Louis County, 2014 Nat'L Bridge Inspection Standards - On And Off System	St. Louis	NOT IN TIP	NB1619	N	N	0.00	N/A	N/A	\$32,000.00	\$25,600.00	\$25,600.00	HBP	N/A
MoDOT	Bridge Inspections	St Louis City 2014 Bridge Inspections, On And Off Systems	St. Louis City	NOT IN TIP	NB1620	N	N	0.00	N/A	N/A	\$26,000.00	\$20,800.00	\$20,800.00	HBP	N/A
MoDOT	Chesterfield Parkway West	Wild Horse Creek Road To Swingley Ridge Road--Replace Bridge Over I-64 - Intersection Improvements	St. Louis	5947-13	6I3056	N	N	0.80	\$5,000,000.00	\$4,000,000.00	\$4,599,457.11	\$4,052,896.60	\$4,052,896.60	NHPP	(\$52,896.60)
MoDOT	Flashing Yellow Arrow Installation - 2014 - A	Various Locations Along Mo 231, Mo 30, Mo 180 (Stl Co)--And Us 50, Mo 47 (Franklin Co)	Multi-County-M	6381-14	6S3081	N	N	0.00	\$486,887.00	\$389,509.00	\$498,519.00	\$389,509.00	\$389,509.00	CMAQ	\$0.00
MoDOT	Flashing Yellow Arrow Installation - 2014 - B	Various Locations Along Mo 366, Mo 340, Mo 100 (Stl Co)--And Us 61/67 (Jefferson Co)	Multi-County-M	6380-14	6S3082	N	N	0.00	\$455,299.00	\$364,239.00	\$413,563.00	\$347,076.08	\$347,076.08	CMAQ	\$17,162.92
MoDOT	Free Operating Signal Upgrades	At 25 Locations In Franklin, Jefferson, St. Charles,--St. Louis Counties & City Of St. Louis - Upgrade Detection	Multi-County-M	6393-14 6393A-14	6S3075	N	N	0.00	\$590,168.00	\$472,135.00	\$626,825.00	\$433,619.97	\$433,619.97	STP CMAQ	\$38,515.03
MoDOT	Future Mo 141	Mo 340 (Olive Blvd.) To Mo 370--Install Cameras, Message Signs, Travel Time Sensors	St. Louis	5846-13	6Q3002	N	N	9.02	\$2,807,690.00	\$2,246,152.00	\$2,225,632.00	\$2,225,632.02	(\$20,367.98)	CMAQ	\$20,519.98
MoDOT	I-170	Mo D To North Of I-64--Pavement Improvements	St. Louis	5386D-13	6I3014	N	N	4.02	\$3,536,000.00	\$3,633,000.00	\$4,142,750.00	\$3,740,891.24	\$3,740,891.24	NHPP NHS EB	(\$107,891.24)

Projects Obligating Federal Highway Administration Funds in Missouri

Project Information									As Programmed in Transportation Improvement Program		Actual Budget to Date		Federal Funds Obligated - FY 2014 (October 1, 2013 through September 30, 2014)		Federal Funds Remaining
Sponsor	Title	Description	County	TIP #	Sponsor #	Bike Elements	Ped Elements	Length (Miles)	Total Project Cost (As Programmed)	Total Federal Funds (As Programmed)	Total Project Cost (Actual)	Total Federal Funds Obligated (Actual)	Federal Funds Obligated FY 2014	Fund Type Obligated FY 2014	
MoDOT	I-255	Over Mississippi River--Bridge Improvements	Multi-State	5912-13	6I3037	Y	N	2.50	\$331,000.00	\$297,900.00	\$411,843.00	\$205,921.50	\$205,921.50	NHPP	\$91,978.50
MoDOT	I-270	North Of I-44 To Clayton Road--Resurfacing	St. Louis	4410J-10	6I2010	N	N	13.00	\$1,916,000.00	\$1,724,400.00	\$823,890.00	\$742,867.20	(\$2,912.80)	IM HSIP	\$981,532.80
MoDOT	I-270	N/O Mo 340 To I-70--Pavement Improvements	St. Louis	4410W-09	6I2010B	N	N	5.30	\$4,066,000.00	\$3,457,000.00	\$3,270,970.14	\$2,947,678.02	\$72,322.45	IM HSIP	\$509,321.98
MoDOT	I-270 / Dorsett Road	Replace Bridge; Rebuild W/ Diverging Diamond Int.--Incl \$1.44 M Safetee-Lu Earmark;	St. Louis	4717B-08	6I1830B	N	N	0.40	\$16,199,000.00	\$5,580,000.00	\$11,469,636.00	\$5,016,095.93	(\$107,707.84)	IM	\$563,904.07
MoDOT	I-270 Eastbound	At Us 67--Improvements To On/Off Ramps	St. Louis	5428-12	6I2397	N	N	1.00	\$1,017,000.00	\$684,296.00	\$810,798.00	\$720,852.47	\$108,027.61	IM CMAQ	(\$36,556.47)
MoDOT	I-44	Over The Meramec River--Rehabilitate Eb And Wb Bridges	St. Louis	4208F-06	6I1891	N	N	0.10	\$200,000.00	\$180,000.00	\$177,000.00	\$123,969.58	\$123,969.58	IMD	\$56,030.42
MoDOT	I-44	E/O Williams Creek To Commuter Parking Lot--Pavement Improvements	St. Louis	4413K-10	6I1967	N	N	0.85	\$562,000.00	\$305,000.00	\$404,995.00	\$310,778.12	\$310,778.12	STP	(\$5,778.12)
MoDOT	I-44	Meramec River To I-55--Resurfacing And Restripe Existing Roadway Back To 4 Lanes	St. Louis	4411F-11	6I2009	N	N	13.60	\$8,317,000.00	\$7,485,300.00	\$7,706,116.00	\$6,943,274.58	\$135,074.58	HSIP NHPP	\$542,025.42
MoDOT	I-44	Mraz Overpass To Mo 141--Bridge Improvements	St. Louis	4420A-10	6I2168	Y	N	2.40	\$2,861,000.00	\$2,435,000.00	\$2,850,240.32	\$2,565,216.29	\$2,565,216.29	NHPP	(\$130,216.29)
MoDOT	I-44	Big Bend Blvd To West Of Elm Avenue--Rehabilitate Retaining Wall	St. Louis	4921-09	6I2239	N	N	2.10	\$1,144,000.00	\$867,200.00	\$756,702.00	\$609,904.48	\$62,971.94	STP	\$257,295.52
MoDOT	I-44	Franklin County Line To East Of Six Flags Road--Pavement Improvements	St. Louis	5179E-13	6I2278	N	N	3.33	\$1,799,000.00	\$1,539,000.00	\$1,197,330.00	\$1,079,287.00	\$1,079,287.00	NHPP	\$459,713.00

Projects Obligating Federal Highway Administration Funds in Missouri

Project Information									As Programmed in Transportation Improvement Program		Actual Budget to Date		Federal Funds Obligated - FY 2014 (October 1, 2013 through September 30, 2014)		Federal Funds Remaining
Sponsor	Title	Description	County	TIP #	Sponsor #	Bike Elements	Ped Elements	Length (Miles)	Total Project Cost (As Programmed)	Total Federal Funds (As Programmed)	Total Project Cost (Actual)	Total Federal Funds Obligated (Actual)	Federal Funds Obligated FY 2014	Fund Type Obligated FY 2014	
MoDOT	I-44	I-44: Lindbergh To Mo 141;I-270: Mo 100 To Mo 30--Planning Study For Traffic Operation Improvements	St. Louis	5044A-10	6I2304	N	N	11.60	\$260,000.00	\$226,380.00	\$258,509.00	\$232,658.06	(\$1,336.09)	IM	(\$6,278.06)
MoDOT	I-44	West Of I-270 To West Of Bowles Avenue--Pavement Improvements	St. Louis	5539-12	6I2417	N	N	3.09	\$1,527,000.00	\$1,374,000.00	\$729,585.98	\$656,627.49	\$656,627.49	NHPP	\$717,372.51
MoDOT	I-44	Mraz To Mo 366--Bridge Replacement And Interchange Modification	St. Louis	5903-13	6I3029	N	N	2.18	\$2,000,000.00	\$1,000.00	\$2,334,173.85	\$2,000,000.00	\$2,000,000.00	IMD	(\$1,999,000.00)
MoDOT	I-44 And Mo 30	Mo 30: Stl City Limits To I-55; I-44: Shrewsbury To I-55--Improve Pedestrian And Sidewalk Facilities	St. Louis City	5518-12	6I2390	Y	Y	16.06	\$874,000.00	\$667,200.00	\$954,372.00	\$774,642.62	\$208,997.72	STP-E (STATE)	(\$107,442.62)
MoDOT	I-44/ I-70	I-44 - Allenton Rd/Six Flags To Us 50; I-70 At Mo 370--Its Ops & Expansion-44; Dms-70; Ups Install Regionwide	St. Louis	4762-11	6Q2039	N	N	14.43	\$3,475,000.00	\$2,476,000.00	\$2,670,490.04	\$2,670,490.04	\$2,670,490.04	NHPP	(\$194,490.04)
MoDOT	I-55	Over Hillsboro Road/North Fifth Street--Bridge Improvements	Jefferson	5180C-10	6B0801H	N	N	0.10	\$4,432,000.00	\$3,988,800.00	\$5,231,588.00	\$4,725,204.45	\$299,279.17	IM	(\$736,404.45)
MoDOT	I-55	At Mo M - Interchange Improvements--Istea Earmark Funds	Jefferson	4535-07	6I1010D	N	N	0.90	\$4,690,000.00	\$4,221,000.00	\$2,690,460.00	\$2,206,294.00	\$108,324.00	IM	\$2,014,706.00
Modot	I-55	At Mo M Interchange--Construct Loop Ramp (Mo M To Nb I-55) And Off Ramp From I-55 To Mo M	Jefferson	4535H-11 5043B-09 5124-11	6I1010H 6I1010B	N	N	0.66	\$31,288,000.00	\$25,271,253.00	\$18,438,784.00	\$16,873,254.61	\$575,448.75	NHPP	\$8,397,998.39
MoDOT	I-55	3Rd Street Viaduct (Park Ave) To 4500 S Broadway--Pavement Improvements	St. Louis City	4411I-11	6I2125	N	N	4.40	\$2,522,000.00	\$2,062,000.00	\$2,023,276.08	\$1,825,887.57	\$1,825,887.57	NHPP	\$236,112.43
MoDOT	I-55	Over Mississippi River - Westbound Lanes--Bridge Improvements - Idot Paying \$3 Million	St. Louis City	5952B-14	6I3026B	N	N	0.21	\$3,385,000.00	\$3,308,000.00	\$9,865,109.26	\$4,441,628.83	\$4,441,628.83	NHPP	(\$1,133,628.83)
MoDOT	I-55	Over Mississippi River--Bridge Improvements	Multi-State	5913-13	6I3036	N	N	1.70	\$727,000.00	\$654,300.00	\$1,077,886.00	\$538,943.08	\$538,943.08	IM NHPP	\$115,356.92

Projects Obligating Federal Highway Administration Funds in Missouri

Project Information									As Programmed in Transportation Improvement Program		Actual Budget to Date		Federal Funds Obligated - FY 2014 (October 1, 2013 through September 30, 2014)		Federal Funds Remaining
Sponsor	Title	Description	County	TIP #	Sponsor #	Bike Elements	Ped Elements	Length (Miles)	Total Project Cost (As Programmed)	Total Federal Funds (As Programmed)	Total Project Cost (Actual)	Total Federal Funds Obligated (Actual)	Federal Funds Obligated FY 2014	Fund Type Obligated FY 2014	
MoDOT	I-55	Its Device Installations I-55: Mo M-Us 67; Signal Upgrades--At Us 67/I-55; Dms Along I-70/44/64; Power Supp Reg. Wide	Multi-County-M	4425-10	6Q2038	N	N	7.18	\$4,195,000.00	\$2,940,000.00	\$2,739,822.86	\$2,739,822.86	\$2,739,822.86	NHPP	\$200,177.14
MoDOT	I-64	Poplar St Bridge Approach - 21St St To Psb--Bridge Improvements	St. Louis City	4414K-12	6I2020	N	N	1.50	\$25,669,000.00	\$20,601,000.00	\$16,339,851.00	\$13,133,371.96	\$2,035,572.66	HBP	\$7,467,628.04
MoDOT	I-64	Poplar Street Bridge Interchange - Remove Eb I-70 Ramp--To Bridge, Reconstruction, Ramp Reconfiguration - Wb	St. Louis City	5479B-12	6I2377B	N	N	1.33	\$27,101,000.00	\$20,120,000.00	\$21,687,558.98	\$7,000,000.00	\$7,000,000.00	NHPP	\$13,120,000.00
MoDOT	I-64	Mo 94 To Spirit Of St. Louis Blvd--Construct New Wb Boone Bridge	Multi-County-M	4774-08	6P1436	N	N	3.80	\$132,459,000.00	\$1,940,000.00	\$123,000,000.00	\$98,400,000.00	\$50,244,144.04	NHPP	(\$96,460,000.00)
MoDOT	I-64	East Of Mo Dd To West Of Mo N (Westbound Lanes Only)--Pavement Improvements	St. Charles	5179H-13	6P2275	N	N	3.02	\$546,000.00	\$464,000.00	\$552,120.56	\$496,908.00	\$496,908.00	NHPP	(\$32,908.00)
MoDOT	I-64	At Mo K And Mo 94 - Modify Sb K To Eb I-64 Ramp For 2 Lns--Construct Green 'T' At Mo K - Dual Left At Mo 94	St. Charles	6390-14 6390A-14	6S3074	N	N	1.00	\$320,981.00	\$256,785.00	\$537,945.00	\$302,385.00	\$302,385.00	STP CMAQ	(\$45,600.00)
MoDOT	I-70	Tr Hughes Boulevard Interchange To Mo K--Add Westbound Lane	St. Charles	4545-07 4509C-11	6I2002	N	N	1.60	\$2,891,000.00	\$1,648,067.00	\$2,419,810.00	\$1,712,647.66	\$72,445.56	CMAQ NHPP	(\$64,580.66)
MoDOT	I-70	I-270 To Fee Fee Road--Resurfacing	St. Louis	4410G-10	6I2024	N	N	2.60	\$1,998,000.00	\$1,798,200.00	\$1,778,887.00	\$1,602,309.97	\$84,865.62	HSIP EB	\$195,890.03
MoDOT	I-70	I-270 To I-170--Restripe Existing Roadway To Provide 3 Lanes In Each Direction	St. Louis	4410U-09	6I2106B	N	N	6.20	\$1,908,000.00	\$1,717,200.00	\$1,467,465.00	\$1,320,718.50	(\$39,956.50)	EB	\$396,481.50
MoDOT	I-70	Earth City Interchange--Pavement Improvements	St. Louis	4411U-11	6I2238	N	N	0.56	\$1,476,000.00	\$1,234,000.00	\$953,516.00	\$863,457.41	(\$44,895.19)	IM	\$370,542.59
MoDOT	I-70	Bermuda To W/O Union & E/O Kingshighway To St. Louis Ave--Pavement Improvements	Multi-County-M	5368-13	6I2366	N	N	7.40	\$4,772,000.00	\$4,264,000.00	\$4,981,213.00	\$4,485,183.83	(\$217,392.63)	IM EB	(\$221,183.83)

Projects Obligating Federal Highway Administration Funds in Missouri

Project Information									As Programmed in Transportation Improvement Program		Actual Budget to Date		Federal Funds Obligated - FY 2014 (October 1, 2013 through September 30, 2014)		Federal Funds Remaining
Sponsor	Title	Description	County	TIP #	Sponsor #	Bike Elements	Ped Elements	Length (Miles)	Total Project Cost (As Programmed)	Total Federal Funds (As Programmed)	Total Project Cost (Actual)	Total Federal Funds Obligated (Actual)	Federal Funds Obligated FY 2014	Fund Type Obligated FY 2014	
MoDOT	I-70	West Of Bermuda Road To East Of St. Louis Avenue--Ada And Drainage Improvements	Multi-County-M	5368B-12	6I2366B	N	Y	8.27	\$585,000.00	\$468,000.00	\$442,042.00	\$354,168.62	\$354,168.62	NHPP	\$113,831.38
MoDOT	I-70	Branch Street To Cole Street Viaduct--Pavement Improvements	St. Louis City	5519-14	6I2379	N	N	1.59	\$641,000.00	\$559,000.00	\$839,202.00	\$755,281.28	\$755,281.28	IM	(\$196,281.28)
MoDOT	I-70	Mid Rivers Mall Drive To Mo 79--Construct A Fifth Lane On Wb I-70	St. Charles	5441B-12	6I2412B	N	N	1.30	\$5,655,000.00	\$3,880,000.00	\$3,633,728.00	\$2,016,624.23	\$2,016,624.23	NHPP	\$1,863,375.77
MoDOT	I-70	I-64 (St. Charles) To E/O Reversible Lanes In St. Louis--First Tier Environmental Study	St. Charles	5954-14	6I3038	N	N	40.00	\$1,504,000.00	\$4,000.00	\$1,504,000.00	\$557,550.00	\$2,787,750.00	NHPP	(\$553,550.00)
MoDOT	I-70 - New Mississippi River Bridge	North Broadway To The Missouri Approach O Fthe Mississippi River--Construct New Mississippi River Bridge	Multi-State	3479B-10	6I0984B	N	N	1.50	\$18,809,000.00	\$16,928,100.00	\$11,507,504.00	\$9,206,003.32	(\$96,487.08)	IM TI(HPP)	\$7,722,096.68
MoDOT	I-70 At Mid Rivers Mall Dr & Mo 79 Interchanges	Various Interchange Improvements/Channelization--Diverging Diamond At Mid Rivers	St. Charles	5441-11	6I2412	N	N	0.90	\$10,466,000.00	\$7,000,000.00	\$11,157,100.12	\$10,004,763.01	\$3,004,763.01	NHPP	(\$3,004,763.01)
MoDOT	Intersection Improvements At I-270 And Mo 340	Nb I-270 Exit Ramp Intersection With Mo 340--Add Right Turn Lane To Eb Mo 340	St. Louis	5426-12	6I2393	N	N	0.27	\$191,000.00	\$122,400.00	\$261,238.00	\$243,361.55	\$92,026.18	NHPP	(\$120,961.55)
MoDOT	Its Gap 3 - Cctvs/Cameras	Various Locations Throughout The St. Louis Area.--	Multi-County-M	6388-14	6Q3077	N	N	0.00	\$3,405,551.00	\$2,724,441.00	\$3,617,742.55	\$2,724,441.00	\$2,724,441.00	CMAQ	\$0.00
MoDOT	Its Gap 3 - Dynamic Messaging Signs	Wb I-64 E/O Mason, Eb I-64 W/O Mo 141, Wb I-64 E/O Mo 340, Eb I-44 E/O--Mo 109, Wb I-44 B/W Jamieson And Shrewsbury	St. Louis	6373-14	6Q3084	N	N	0.00	\$828,461.00	\$662,769.00	\$1,057,924.00	\$662,769.00	\$662,769.00	CMAQ	\$0.00
MoDOT	Its Improvements On Various Routes	St. Louis, St. Charles, Jefferson, & Franklin Co--And St. Louis City - Install Cameras - Interconnect	Multi-County-M	5847-13	6Q3001	N	N	0.00	\$1,787,241.00	\$1,428,119.00	\$760,010.00	\$760,009.81	\$760,009.81	CMAQ	\$668,109.19
MoDOT	Its Oper. & Expansion	I-70 & I-44--Intelligent Transportation System Ops & Expansion	Multi-County-M	513-02	6I1450	N	N	0.00	\$2,496,000.00	\$1,996,800.00	\$4,704,742.00	\$3,763,793.27	(\$15,614.94)	STP STP-N	(\$1,766,993.27)

Projects Obligating Federal Highway Administration Funds in Missouri

Project Information									As Programmed in Transportation Improvement Program		Actual Budget to Date		Federal Funds Obligated - FY 2014 (October 1, 2013 through September 30, 2014)		Federal Funds Remaining
Sponsor	Title	Description	County	TIP #	Sponsor #	Bike Elements	Ped Elements	Length (Miles)	Total Project Cost (As Programmed)	Total Federal Funds (As Programmed)	Total Project Cost (Actual)	Total Federal Funds Obligated (Actual)	Federal Funds Obligated FY 2014	Fund Type Obligated FY 2014	
MoDOT	Mcdonnell Blvd	At Brown Rd--Intersection Improvements	St. Louis	6389-14	6S3085	N	N	0.15	\$233,194.00	\$186,555.00	\$301,681.00	\$186,555.00	\$186,555.00	CMAQ	\$0.00
MoDOT	Mississippi River Bridge Aesthetic Lighting	New Bridge Over The Mississippi River-- Bridge Lighting On Cables And Towers	St. Louis City	5798-13	6I0984	N	N	1.22	\$1,000,000.00	\$800,000.00	\$1,000,000.00	\$800,000.00	\$21,568,361.32	STP-E	\$0.00
MoDOT	Mo 100	Mo 47 To I-44--Modot Cost-Share Program	Franklin	4407-06	6P1004	N	N	6.40	\$43,962,000.00	\$14,920,800.00	\$3,625,505.00	\$2,900,404.07	(\$164,934.86)	NHS	\$12,020,395.93
MoDOT	Mo 100	Mo Kk - W/O High St; W/O Mo 47 - Washington Heights Dr--Pavement Improvements	Franklin	4411C-11	6P2140	N	N	2.97	\$572,000.00	\$442,000.00	\$668,030.00	\$539,518.16	(\$34,239.40)	NHS	(\$97,518.16)
MoDOT	Mo 100	Gasconade County Line To Mo Kk-- Pavement Improvements	Franklin	4411O-11	6P2204	N	N	19.45	\$3,049,000.00	\$2,564,000.00	\$2,924,661.00	\$2,350,968.03	(\$47,749.19)	NHS	\$213,031.97
MoDOT	Mo 100	Dubois Creek To I-44 In Gray Summit-- Pavement Improvements	Franklin	4411Q-11	6P2206	N	N	9.10	\$1,964,000.00	\$1,578,000.00	\$1,360,952.00	\$716,304.80	(\$20,305.08)	NHS	\$861,695.20
MoDOT	Mo 100	St. Louis City Limits To Spring Avenue-- Pavement And Pedestrian Improvements	St. Louis City	4411Y-11	6P2236	N	N	4.04	\$2,248,000.00	\$1,742,000.00	\$1,179,855.40	\$948,975.92	\$948,975.92	STP	\$793,024.08
MoDOT	Mo 100	Mo 141 To Westglen Farms Drive-- Pavement Improvements	St. Louis	4412W-10	6S2085	N	N	5.91	\$9,454,000.00	\$7,019,000.00	\$10,859,802.41	\$1,909,957.16	\$1,909,957.16	NHPP EB	\$5,109,042.84
MoDOT	Mo 100	West Of Mason Road To Mo Jj-- Pavement Treatment	St. Louis	4410O-10	6S2154	N	N	2.10	\$1,955,000.00	\$1,564,000.00	\$2,100,948.00	\$1,731,686.39	\$261,006.39	NHS HSIP	(\$167,686.39)
MoDOT	Mo 100	At Mo Mm In Gray Summit--Intersection Improvements	Franklin	4424G-10	6S2227	N	N	0.21	\$541,000.00	\$469,700.00	\$349,785.00	\$315,276.49	\$315,276.49	HSIP	\$154,423.51
MoDOT	Mo 109	0.1 Mile North Of Hidden Forest Drive-- Slide Repair	St. Louis	5704-13	6S2198B	N	N	0.10	\$1,176,000.00	\$941,000.00	\$596,071.00	\$480,334.40	\$480,334.40	NHPP	\$460,665.60

Projects Obligating Federal Highway Administration Funds in Missouri

Project Information									As Programmed in Transportation Improvement Program		Actual Budget to Date		Federal Funds Obligated - FY 2014 (October 1, 2013 through September 30, 2014)		Federal Funds Remaining
Sponsor	Title	Description	County	TIP #	Sponsor #	Bike Elements	Ped Elements	Length (Miles)	Total Project Cost (As Programmed)	Total Federal Funds (As Programmed)	Total Project Cost (Actual)	Total Federal Funds Obligated (Actual)	Federal Funds Obligated FY 2014	Fund Type Obligated FY 2014	
MoDOT	Mo 115	East Of Hanley Road To Mo U--Great Streets Improvements - Road Diet	St. Louis	5526-14 5526A-13	6S2428	N	Y	1.66	\$12,768,000.00	\$0.00	\$11,933,955.00	\$1,988,000.00	\$1,988,000.00	STP-E STP	(\$1,988,000.00)
MoDOT	Mo 115 & Mo D Signal Optimization	Mo 115 -I-70 Sor To Jennings Station Road;--Mo D - Walton Road To Schuetz/Baur	St. Louis	5427-12	6P2398	N	N	9.73	\$135,000.00	\$108,000.00	\$131,252.00	\$105,001.87	(\$2,350.60)	CMAQ	\$2,998.13
MoDOT	Mo 115 , Mo Ac & Mo 367 Signal Optimization	Mo 115 - Goodfellow To N Florissant; Mo 367 - Vet Home--To Jennings Stn; Mo Ac - Hazelwood Central To Lucas & Hunt	Multi-County-M	5014J-10	6P2305B	N	N	10.80	\$154,277.00	\$123,222.00	\$153,823.00	\$123,058.54	(\$363.09)	STP-S	\$163.46
MoDOT	Mo 115 / Mo H	City Limits To Salisbury & Salisbury-Natural Bridge Rd--To I-70 Pavement Improvements ; Mo H At Adelaide	St. Louis City	4411Z-11	6P2237	N	N	5.00	\$2,562,000.00	\$1,977,000.00	\$2,143,521.26	\$1,720,161.53	(\$1,593.62)	HSIP EB	\$256,838.47
MoDOT	Mo 115 Traffic Signals	Goodfellow Blvd To Kingshighway--Replace Signals And Upgrade Detection	St. Louis City	5850-13	6S3016	N	Y	1.24	\$1,777,300.00	\$1,307,040.00	\$1,270,449.00	\$1,148,176.36	\$1,038,576.36	NHPP	\$158,863.64
MoDOT	Mo 141	At Astra Way - Related To 4797--Replace Traffic Signal, Lighting, Turn Lanes, Sidewalks	Jefferson	4797A-10 4797-10	6P2209	N	N	0.16	\$1,413,473.00	\$743,037.00	\$939,191.00	\$720,450.36	(\$980.82)	STP-S	\$22,586.64
MoDOT	Mo 141 (Woods Mill Road)	Mo 340 (Olive Blvd) To S/O Mo Ab (Ladue Rd)--	St. Louis	459-95	6U0807	N	N	1.40	\$225,000.00	\$112,500.00	\$85,858,574.00	\$78,996,874.52	\$525,980.94	STP	(\$78,884,374.52)
MoDOT	Mo 141 Dual Left Turn Lanes	At I-64	St. Louis	5840-13	6P3016	N	N	0.50	\$3,656,500.00	\$2,925,200.00	\$4,855,631.00	\$2,925,000.00	\$2,705,800.00	CMAQ (PM 2.5)	\$200.00
MoDOT	Mo 180	Mo D To St. Louis City Limits--Ada Improvements	St. Louis City	5971-14	6S3043	N	Y	3.93	\$626,000.00	\$500,000.00	\$482,569.00	\$387,256.12	\$387,256.12	STP-E (STATE)	\$112,743.88
MoDOT	Mo 21	Mo H To The Washington County Line--Pavement Improvements	Jefferson	5377-13	6P2361	N	N	7.36	\$1,849,000.00	\$1,439,000.00	\$698,889.00	\$559,110.61	(\$21,844.15)	STP	\$879,889.39
MoDOT	Mo 30	Mo Pp To Mo B--Pavement Improvements	Jefferson	4412T-12	6S2077	N	N	10.61	\$4,119,000.00	\$3,235,000.00	\$3,757,350.00	\$3,008,606.32	(\$23,746.10)	STP	\$226,393.68

Projects Obligating Federal Highway Administration Funds in Missouri

Project Information									As Programmed in Transportation Improvement Program		Actual Budget to Date		Federal Funds Obligated - FY 2014 (October 1, 2013 through September 30, 2014)		Federal Funds Remaining
Sponsor	Title	Description	County	TIP #	Sponsor #	Bike Elements	Ped Elements	Length (Miles)	Total Project Cost (As Programmed)	Total Federal Funds (As Programmed)	Total Project Cost (Actual)	Total Federal Funds Obligated (Actual)	Federal Funds Obligated FY 2014	Fund Type Obligated FY 2014	
MoDOT	Mo 30 Its	I-270 To Mo B/Nn--Install Travel Time Sensors, Cctv Cameras	Multi-County-M	6386-14	6Q3076	N	N	0.00	\$891,216.00	\$712,973.00	\$1,065,566.83	\$712,973.00	\$712,973.00	CMAQ	\$0.00
MoDOT	Mo 340	Mo 100 To I-64--Ada Facilities Improvements	St. Louis	5306D-13	6P2349B	N	Y	4.78	\$691,000.00	\$520,000.00	\$753,216.13	\$616,360.64	\$95,360.64	NHS STP-E (STATE) NHPP	(\$96,360.64)
MoDOT	Mo 340	Woodcrest Executive Drive To Mo Jj (Ballas Road)--Pavement Improvements	St. Louis	5379-11	6P2363	N	N	0.70	\$467,000.00	\$344,000.00	\$461,276.08	\$375,441.41	\$42,628.20	NHS	(\$31,441.41)
MoDOT	Mo 340	Warson Rd To Dielman Industrial Dr--Ada And Sidewalk Improvements	St. Louis	5991-14	6P2422B	N	Y	1.43	\$1,478,000.00	\$1,182,400.00	\$1,132,755.42	\$923,338.18	\$923,338.18	NHPP	\$259,061.82
MoDOT	Mo 364	Mid Rivers Mall Dr To I-64	St. Charles	6383-15 6006S-13 6006-96	6U1028	N	N	9.00	\$249,506,167.00	\$93,100,334.00	\$115,949,999.15	\$88,845,691.00	\$54,826,263.76	NHPP STP-S	\$4,254,643.00
MoDOT	Mo 364	Bennington To I-270--Add Lanes, Reconstruct Wb Ramps, New Bridges	St. Louis	4194-05	6U1045B	N	N	0.50	\$35,962,000.00	\$22,494,400.00	\$25,352,890.00	\$19,960,909.68	(\$354,625.52)	NHS EB	\$2,533,490.32
MoDOT	Mo 364 (Page Ave Ext)	Mid Rivers Mall Dr To .3 Mile W Of Central School Rd--Grading, Paving, Lighting, Signals, Outr Rds & Brdgs	St. Charles	6006B-10 6005A-96	6U1028B	N	N	1.20	\$82,535,000.00	\$62,285,000.00	\$38,738,331.00	\$31,087,980.44	(\$6,967,056.01)	EB NHS TI(HPP)	\$31,197,019.56
MoDOT	Mo 364 (Page Ave Ext)	0.5 Mi W/O Harvester Rd To 0.4 Mi E/O Harvester--07: \$11,321,600 Nhs; \$13,140,000 Hpp (Safetea-Lu)	St. Charles	6006E-05	6U1028E 3641031 3641030	N	N	0.90	\$36,718,000.00	\$27,661,600.00	\$8,598,856.00	\$7,244,370.87	(\$2,006,941.33)	HPP NHS	\$20,417,229.13
MoDOT	Mo 364 (Page Ave Ext)	Woodstream To 0.3 Miles W/O Harvester--4 Lane Relocation	St. Charles	6006P-09	6U1028P	N	N	0.80	\$20,645,000.00	\$19,000,000.00	\$21,830,371.00	\$20,390,886.45	\$81,937.60	HPP	(\$1,390,886.45)
MoDOT	Mo 366	St. Louis City Limits To Broadway--Pavement And Ada Facilities Improvements	St. Louis City	4411AB-11	6S2234	N	N	5.10	\$3,207,000.00	\$2,506,000.00	\$2,190,644.61	\$1,755,671.49	\$1,755,671.49	STP	\$750,328.51
MoDOT	Mo 366	Geyer Road To Grant Road--Pavement Improvements	St. Louis	5386B-14	6S2427	N	N	2.72	\$1,754,000.00	\$1,317,000.00	\$1,913,010.50	\$1,547,961.71	\$1,547,961.71	NHPP	(\$230,961.71)

Projects Obligating Federal Highway Administration Funds in Missouri

Project Information									As Programmed in Transportation Improvement Program		Actual Budget to Date		Federal Funds Obligated - FY 2014 (October 1, 2013 through September 30, 2014)		Federal Funds Remaining
Sponsor	Title	Description	County	TIP #	Sponsor #	Bike Elements	Ped Elements	Length (Miles)	Total Project Cost (As Programmed)	Total Federal Funds (As Programmed)	Total Project Cost (Actual)	Total Federal Funds Obligated (Actual)	Federal Funds Obligated FY 2014	Fund Type Obligated FY 2014	
MoDOT	Mo 370	I-70 To Elm Point Industrial Drive--Pavement Improvements	St. Charles	4410C-10	6P2126	N	N	5.80	\$1,190,000.00	\$804,000.00	\$934,574.04	\$747,659.23	\$747,659.23	NHPP	\$56,340.77
MoDOT	Mo 370	Earth City Expressway To Mo 94--Re-Stripe Mo 370 Back To Original Configuration	Multi-County-M	5382E-13	6P2367E	N	Y	2.09	\$223,000.00	\$163,000.00	\$198,231.49	\$162,903.01	\$162,903.01	NHPP	\$96.99
MoDOT	Mo 47	Mo 30 To Washington County Line--Pavement, Shoulders, And Curve Improvements	Franklin	5889-13	6P3019	N	N	9.28	\$3,478,000.00	\$3,104,300.00	\$2,575,989.00	\$2,515,248.33	\$2,281,248.33	HSIP	\$589,051.67
MoDOT	Mo 79	I-70 To 0.75 Miles South Of The Lincoln County Line--Pavement Improvements	St. Charles	5378-12	6P2362	N	N	9.51	\$1,619,000.00	\$1,263,000.00	\$1,365,929.59	\$1,100,074.39	(\$364,822.66)	STP	\$162,925.61
MoDOT	Mo A	Mo 100 To Mo 47--Pavement, Shoulder And Curve Improvements	Franklin	4411M-11	6S2194	N	N	7.23	\$4,433,000.00	\$3,429,000.00	\$2,577,216.93	\$799,928.31	\$799,928.31	STP	\$2,629,071.69
MoDOT	Mo Ac	Coldwater Creek To Us 67--Pavement Improvements	St. Louis	4411X-11	6S2230	N	N	1.50	\$786,000.00	\$628,800.00	\$690,690.64	\$557,768.73	\$85,032.32	STP	\$71,031.27
MoDOT	Mo B	Mo 30 To Mo 21--Pavement, Shoulders, And Curve Improvements	Jefferson	5892-13	6S3019	N	N	11.21	\$4,302,000.00	\$3,441,600.00	\$4,369,273.00	\$2,042,237.88	\$1,892,237.88	STP HSIP	\$1,399,362.12
MoDOT	Mo B And Mo 180	Mo B: Mo 180 To Us 67; Mo 180: W/O I-270 To Mckelvey--Pavement Improvements	St. Louis	4411W-11	6S2229	N	N	2.89	\$1,715,000.00	\$1,204,000.00	\$1,164,127.90	\$942,629.76	\$942,629.76	STP	\$261,370.24
MoDOT	Mo D	Tucker Blvd To St. Louis City Limits--Signal And Ada Improvements	St. Louis City	5963-14	6P3042	N	N	5.66	\$884,000.00	\$708,000.00	\$695,774.00	\$515,000.00	\$515,000.00	STP-E (STATE)	\$193,000.00
MoDOT	Mo D	Between Sims And Dielman--Install Hybrid Signalized Ped Crossing	St. Louis	5978-14	6S3055	N	Y	0.08	\$114,000.00	\$92,000.00	\$177,357.60	\$157,129.68	\$157,129.68	NHPP	(\$65,129.68)
MoDOT	Mo Ee	Mo 115 To Mo 180--Mill And Resurface Lanes And Shoulders	St. Louis	4412M-10	6S1973	N	N	1.40	\$1,252,000.00	\$1,001,600.00	\$1,122,339.00	\$897,871.63	\$98,351.63	STP	\$103,728.37

Projects Obligating Federal Highway Administration Funds in Missouri

Project Information									As Programmed in Transportation Improvement Program		Actual Budget to Date		Federal Funds Obligated - FY 2014 (October 1, 2013 through September 30, 2014)		Federal Funds Remaining
Sponsor	Title	Description	County	TIP #	Sponsor #	Bike Elements	Ped Elements	Length (Miles)	Total Project Cost (As Programmed)	Total Federal Funds (As Programmed)	Total Project Cost (Actual)	Total Federal Funds Obligated (Actual)	Federal Funds Obligated FY 2014	Fund Type Obligated FY 2014	
MoDOT	Mo Ff	Mo 109 To Mo F--Pavement, Shoulders & Curve Improvements	Jefferson	5701-13	6S3011	N	N	4.55	\$1,905,000.00	\$1,408,000.00	\$1,955,165.24	\$331,213.09	\$331,213.09	STP	\$1,076,786.91
MoDOT	Mo H	Over Big River--Bridge Improvements	Jefferson	5548B-12	6S3004	N	N	0.10	\$1,442,999.00	\$1,326,999.00	\$1,403,563.00	\$1,371,450.25	\$128,450.91	EB	(\$44,451.25)
MoDOT	Mo H	Mo 94 To Mo J--Pavement Improvements	St. Charles	5729C-13	6S3010C	N	N	7.60	\$395,000.00	\$316,000.00	\$358,043.00	\$286,434.69	\$286,434.69	STP	\$29,565.31
MoDOT	Mo Mm	Turn Lanes/Upgrade Signals At Mo 30/Mm/W,--Move Dulin Crk Rd Connect Mo 30 At Raetta/Wild Cherry Rd	Jefferson	4540B-10	6S2027B	N	N	0.14	\$4,131,000.00	\$3,305,000.00	\$4,558,543.00	\$3,668,224.56	\$2,868,224.56	HPP	(\$363,224.56)
MoDOT	Mo Mm/W	Mm: Geerdes - Mo 30; W: Mo 30 - 0.4 Mile N/O Mo 30--Pavement Improvements	Jefferson	4410P-10	6S2167	N	N	1.23	\$469,000.00	\$327,000.00	\$601,121.00	\$487,949.40	\$487,949.40	NHPP	(\$160,949.40)
MoDOT	Mo N	From Mo Z To Sommers Rd--Pavement Improvements	St. Charles	5306I-11	6S2328	N	N	4.54	\$4,050,000.00	\$3,174,000.00	\$2,435,437.00	\$1,797,977.79	\$1,797,977.79	HSIP	\$1,376,022.21
MoDOT	Mo N	Payback To The City Of Pacific--West Hawthorne Drive To Indian Trails	Franklin	5465B-12 5465-11	6S2420	Y	Y	1.10	\$1,112,391.00	\$661,948.00	\$851,040.00	\$661,948.00	\$18,561.96	STP-E (STATE)	\$0.00
MoDOT	Mo N	Mo T To Mo Z--Pavement And Shoulder Improvements	St. Charles	5902-13	6S3028	N	N	5.91	\$3,492,000.00	\$2,737,000.00	\$3,983,166.00	\$2,349,238.42	\$2,349,238.42	HSIP	\$387,761.58
MoDOT	Mo P	Us 61 To East Of Hoff Road--Pavement Improvements And Shoulder Widening	St. Charles	5478-11	6S2391	N	N	1.70	\$1,307,000.00	\$1,158,000.00	\$1,260,269.00	\$1,092,017.78	(\$53,035.88)	STP HRRRP	\$65,982.22
MoDOT	Mo Tt	S/O Us 61/Tt Intersection To 5.4 Miles S/O Mo Aa--Replace Culverts On Mo Aa	Jefferson	4414C-10	6S2086	N	N	6.68	\$607,000.00	\$460,000.00	\$441,417.39	\$353,133.92	\$353,133.92	STP	\$106,866.08
MoDOT	Mo U	West Florissant Road To Woodrow Avenue--Construct Sidewalks	St. Louis	5515-12	6S2389	Y	Y	2.30	\$1,716,000.00	\$1,332,800.00	\$1,865,889.46	\$1,517,412.02	\$290,412.02	STP-E (STATE)	(\$184,612.02)

Projects Obligating Federal Highway Administration Funds in Missouri

Project Information									As Programmed in Transportation Improvement Program		Actual Budget to Date		Federal Funds Obligated - FY 2014 (October 1, 2013 through September 30, 2014)		Federal Funds Remaining
Sponsor	Title	Description	County	TIP #	Sponsor #	Bike Elements	Ped Elements	Length (Miles)	Total Project Cost (As Programmed)	Total Federal Funds (As Programmed)	Total Project Cost (Actual)	Total Federal Funds Obligated (Actual)	Federal Funds Obligated FY 2014	Fund Type Obligated FY 2014	
MoDOT	Mo U	West Florissant Road To Woodrow Avenue--Pavement Improvements	St. Louis	5386A-14	6S2432	N	N	2.29	\$666,000.00	\$489,000.00	\$736,735.00	\$593,658.00	\$593,658.00	NHPP	(\$104,658.00)
MoDOT	Mo W And Mo 109	Mo W: Mo 30 - Mo Ff/109; Mo 109: Mo W/Ff - Meramec River--Pavement Improvements, Realign Curve, Add Sb Left Turn Lane	Jefferson	4411R-09	6S2207	N	N	7.65	\$6,623,000.00	\$4,371,000.00	\$6,832,310.82	\$5,501,522.20	\$4,921,522.20	STP NHPP	(\$1,130,522.20)
MoDOT	Mo Z	Mo A To East Of I-55--Pavement, Shoulder And Curve Improvements	Jefferson	4411N-11	3S2009L	N	N	5.50	\$2,738,000.00	\$2,054,000.00	\$2,725,718.51	\$1,023,323.63	\$1,023,323.63	STP	\$1,030,676.37
MoDOT	Mo Z	At I-70 Wb Ramps And North Outer Road--Intersection Improvements	St. Charles	5972-14	6S3047	N	N	0.00	\$1,340,820.00	\$1,072,656.00	\$97,228.00	\$77,782.40	\$77,782.40	CMAQ	\$994,873.60
Modot	On-Call Work Zone Enforcement	Various Locations In St. Louis Region--	Multi-County-M	6436-14	S500071	N	N	0.00	\$300,000.00	\$270,000.00	\$167,000.00	\$150,300.00	\$150,300.00	HSIP	\$119,700.00
MoDOT	Signal Optimization - 2014	Locations Along Mo 180, Mo 47, Mo 100, Mo 30, Mo 21.--Us 50/61/67, I-270 Interchanges	Multi-County-M	5853-14	6P3018	N	N	0.00	\$841,500.00	\$673,200.00	\$841,500.00	\$673,200.00	\$673,200.00	CMAQ	\$0.00
MoDOT	Us 40	Tmc Building--Its System And Atms Software Upgrades	St. Louis	5294-12	6Q2347	N	N	0.21	\$3,300,000.00	\$2,640,000.00	\$3,380,776.89	\$3,380,776.89	\$2,130,776.89	STP	(\$740,776.89)
MoDOT	Us 40 Outer Road	E/O Boone'S Crossing To E/O Spirit Blvd--Pavement Improvements	St. Louis	4411T-11	6P2199	N	N	4.55	\$2,326,000.00	\$1,713,000.00	\$959,707.00	\$797,412.27	(\$54,063.75)	NHPP	\$915,587.73
MoDOT	Us 50	0.5 Mi E/O Mo Uu To Mo 47 South In Union--Resurfacing	Franklin	4412A-12	6P1948	N	N	19.70	\$1,542,000.00	\$1,233,600.00	\$1,022,823.00	\$852,933.07	\$81,002.49	NHS HSIP	\$380,666.93
MoDOT	Us 61	I-70 To Lincoln County Line--Pavement Improvements	St. Charles	5383B-13	6P2416	N	N	7.65	\$1,905,000.00	\$1,464,000.00	\$1,715,973.67	\$1,372,778.94	\$1,372,778.94	NHPP	\$91,221.06
MoDOT	Us 61	Mo A To Peine Rd - Costshare W St Charles Co--Median Crossovers And Interchange At Mo P/Peine	St. Charles	6434-14	6P3071	N	N	2.50	\$12,816,000.00	\$6,226,000.00	\$964,000.00	\$482,000.00	\$482,000.00	STP	\$5,744,000.00

Projects Obligating Federal Highway Administration Funds in Missouri

Project Information									As Programmed in Transportation Improvement Program		Actual Budget to Date		Federal Funds Obligated - FY 2014 (October 1, 2013 through September 30, 2014)		Federal Funds Remaining
Sponsor	Title	Description	County	TIP #	Sponsor #	Bike Elements	Ped Elements	Length (Miles)	Total Project Cost (As Programmed)	Total Federal Funds (As Programmed)	Total Project Cost (Actual)	Total Federal Funds Obligated (Actual)	Federal Funds Obligated FY 2014	Fund Type Obligated FY 2014	
MoDOT	Us 61	At Us 67--Extend Northbound Right Turn Lane	Jefferson	5842-13	6S3013	N	N	0.10	\$161,315.00	\$119,048.00	\$136,887.00	\$109,510.21	\$91,910.21	CMAQ	\$9,537.79
MoDOT	Us 61	At Mo 100--Add Dual Left Turn Lanes	St. Louis	5843-13	6S3015	N	N	0.35	\$383,500.00	\$278,000.00	\$312,320.00	\$255,634.17	\$255,634.17	CMAQ	\$22,365.83
MoDOT	Us 61/67 Adaptive Signal Control System	Quailways To Litzinger--Automate Signal Timing By Traffic Demand	St. Louis	6392-14	6S3080	N	N	2.50	\$547,647.00	\$438,117.00	\$699,619.89	\$438,117.00	\$438,117.00	CMAQ	\$0.00
MoDOT	Us 67	Lewis Bridge Over The Missouri River--Bridge Painting	Multi-County-M	4538-08	6P2031	N	N	0.56	\$3,727,000.00	\$2,634,000.00	\$2,078,552.04	\$1,662,841.63	\$1,662,841.63	NHPP	\$971,158.37
MoDOT	Us 67	At Mo Cc--Extend Southbound Left Turn Lane	Jefferson	5844-13	6P3015	N	N	0.10	\$166,625.00	\$122,967.00	\$187,241.00	\$151,967.44	\$151,967.44	NHPP CMAQ	(\$29,000.44)
MoDOT	Us 67 & Mo 370	Us 67 - Missouri Bottom Road And Mo B; Mo 370 At I-270--Slide Repairs	St. Louis	5651-12	6P2436	N	N	2.30	\$574,000.00	\$459,200.00	\$560,282.00	\$448,225.45	(\$8,447.25)	NHPP	\$10,974.55
MoDOT	Various	Various Rtes And Locations In Franklin & Jefferson Cos--Job Order Contracting For Guardrail Repair	Multi-County-M	5724-13	6I3005	N	N	0.00	\$446,000.00	\$356,800.00	\$468,018.00	\$109,699.20	\$109,699.20	STP	\$247,100.80
MoDOT	Various	Various Routes And Various Locations--Job Order Contracting For Guardrail Repair	St. Charles	5703-13	6I3011	N	N	0.00	\$288,000.00	\$230,400.00	\$319,930.00	\$79,894.13	\$79,894.13	STP	\$150,505.87
MoDOT	Various	Various Routes And Locations In St. Louis County And St. Louis City--Job Order Contracting For Guardrail Repair	Multi-County-M	5725-13	6I3012	N	N	0.00	\$887,000.00	\$709,600.00	\$1,211,882.00	\$969,505.60	\$969,505.60	STP	(\$259,905.60)
MoDOT	Various	Various Locations - Job Order Contracting For--Bridge Maintenance	Multi-County-M	5372-12	6P2354	N	N	0.00	\$2,230,000.00	\$1,760,000.00	\$2,312,270.00	\$600,000.00	\$600,000.00	STP	\$1,160,000.00
MoDOT	Various	At Various Bridge Locations--Improve Guardrail On Divided Highway Medians	Multi-County-M	5730-12	9P2264C	N	N	0.00	\$1,644,000.00	\$1,479,600.00	\$778,181.00	\$776,651.68	(\$266,025.98)	HSIP	\$702,948.32

Projects Obligating Federal Highway Administration Funds in Missouri

Project Information									As Programmed in Transportation Improvement Program		Actual Budget to Date		Federal Funds Obligated - FY 2014 (October 1, 2013 through September 30, 2014)		Federal Funds Remaining
Sponsor	Title	Description	County	TIP #	Sponsor #	Bike Elements	Ped Elements	Length (Miles)	Total Project Cost (As Programmed)	Total Federal Funds (As Programmed)	Total Project Cost (Actual)	Total Federal Funds Obligated (Actual)	Federal Funds Obligated FY 2014	Fund Type Obligated FY 2014	
MoDOT/ Trailnet	Dutchtown - Bike/Ped Safety & Education	Meramec, Woodward, And Froebel Elem School--	St. Louis City	5961G-14	H32F502	N	N	0.00	\$24,970.00	\$24,970.00	\$24,970.00	\$24,719.10	\$3,749.10	SRTS	\$250.90
MoDOT-Citizens For Modern Transit	Transit Rider Initiative Program (Trip)	St. Louis City & St. Louis Co. - Two Yr Outreach Prog.--Target Existing Employers/Try & Ride Program	Multi-County-M	6379-14	5456611	N	N	0.00	\$646,168.00	\$496,934.00	\$646,168.00	\$496,934.00	\$496,934.00	CMAQ	\$0.00
New Haven	Maupin Street	Wall Street To 400' South Of The Locust Street--Reconstruct Road - Ada Improvements	Franklin	6324-15	9900639	N	Y	0.38	\$1,297,197.00	\$1,037,757.00	\$98,795.00	\$79,035.83	\$79,035.83	STP-S	\$958,721.17
New Haven	Miller Street, Phase 2	Mo 100 To North Approximately 1,450 Linear Feet--	Franklin	4794A-11	5401632	N	Y	0.27	\$866,309.00	\$693,047.00	\$855,100.00	\$684,079.85	(\$5.68)	STP-S	\$8,967.15
New Haven	Miller Street, Phase 3	Maiden Lane To 1250 Feet North Of Maiden Lane--Reconstruction - Sidewalks	Franklin	5576-12	5401667	N	Y	0.24	\$929,346.00	\$743,477.00	\$944,909.00	\$743,477.00	\$636,977.18	STP-S	\$0.00
New Haven	Miller Street, Phase 4	Maiden Lane To The South 0.19 Miles--Reconstruct Road - Sidewalk	Franklin	5780-13	5401675	N	Y	0.19	\$853,051.00	\$682,441.00	\$104,564.00	\$83,651.17	\$28,000.00	STP-S	\$598,789.83
New Haven	Olive Street Bridge	265 Ft N/O Front Street--	Franklin	4977-09	5401627	Y	N	0.04	\$234,001.00	\$175,501.00	\$250,844.00	\$175,500.99	(\$0.01)	STP-S	\$0.01
Northwoods	Lillian Avenue	Nelson Drive To Melwood Avenue--Resurfacing - Sidewalks - Curb/Gutter	St. Louis	5601-13	5503605	N	Y	0.48	\$947,186.00	\$757,749.00	\$62,981.00	\$50,385.06	\$8,000.00	STP-S	\$707,363.94
Northwoods	Lillian Avenue Sidewalks	Nelson Road To Edgewood Avenue--Sidewalk	St. Louis	5653-12	H31F101	N	Y	0.60	\$250,000.00	\$250,000.00	\$25,899.00	\$25,898.79	\$2,000.00	SRTS	\$224,101.21
O'Fallon	Bryan Rd Intersection Turn Lane Improvements	Bryan Road At Highway N, Feise Rd, & Mexico Rd--	St. Charles	5435-11	5401643	N	N	0.10	\$1,116,000.00	\$892,800.00	\$973,095.00	\$778,474.94	(\$85,775.34)	CMAQ	\$114,325.06
O'Fallon	Bryan Road	Veterans Memorial Parkway To Sunview Drive--Slab Replacement	St. Charles	5746-14	7302624	N	Y	0.59	\$210,000.00	\$168,000.00	\$239,919.00	\$168,000.00	\$168,000.00	STP-S	\$0.00
O'Fallon	Feise Road Trail And Other Sidewalk Connections	Feise Rd-Bryan Rd To Hwy K And Knaust And--Belleau Creek Rd	St. Charles	5463-11	5401655	N	Y	2.25	\$574,000.00	\$459,200.00	\$564,402.00	\$451,521.36	\$25,394.55	STP-E	\$7,678.64

Projects Obligating Federal Highway Administration Funds in Missouri

Project Information									As Programmed in Transportation Improvement Program		Actual Budget to Date		Federal Funds Obligated - FY 2014 (October 1, 2013 through September 30, 2014)		Federal Funds Remaining
Sponsor	Title	Description	County	TIP #	Sponsor #	Bike Elements	Ped Elements	Length (Miles)	Total Project Cost (As Programmed)	Total Federal Funds (As Programmed)	Total Project Cost (Actual)	Total Federal Funds Obligated (Actual)	Federal Funds Obligated FY 2014	Fund Type Obligated FY 2014	
O'Fallon	Mexico Rd Intersection Turn Lane Improvements	Mexico Road At Sonderen, And Mexico Road At--Belleau Creek	St. Charles	5436-11	5401644	N	N	0.10	\$597,000.00	\$477,600.00	\$568,628.00	\$454,902.95	\$6,910.79	CMAQ	\$22,697.05
O'Fallon	Sommers Road / Ronald Reagan Blvd	At Mo N--Intersection Improvements	St. Charles	5854-12	7302625	N	N	0.15	\$955,000.00	\$764,000.00	\$197,598.00	\$158,078.00	\$64,000.00	CMAQ	\$605,922.00
O'Fallon	Veterans Memorial Pkwy And Woodlawn Ave	Intersection Turn Lane Improvements--	St. Charles	5434-11	5401646	N	N	0.10	\$556,000.00	\$444,800.00	\$525,883.00	\$419,105.27	(\$22,048.13)	CMAQ	\$25,694.73
O'Fallon	Waterford Crossing Dr	At Mo K--Add Right Turn Lane	St. Charles	6372-14	7302649	N	N	0.15	\$600,000.00	\$480,000.00	\$73,950.00	\$59,159.92	\$59,159.92	CMAQ	\$420,840.08
Pacific	Mo N, Phase 3	Hawthorne Dr To Fourth St--Resurfacing	Franklin	5782-13	5419606	N	Y	0.80	\$988,347.00	\$790,677.00	\$965,505.00	\$772,403.60	\$760,403.60	STP-S	\$18,273.40
Pacific	Old Gray Summit Road, Phase 2	Mo N To West City Limits--Resurfacing - Expand Pavement For Lane Widening	Franklin	5783-13	5419607	N	N	0.90	\$826,489.00	\$661,191.00	\$772,753.00	\$618,202.56	\$586,202.56	STP-S	\$42,988.44
Pacific	Osage Street	Clear Creek Road To 7Th Street--Build/Improve Sidewalks - Lighting - Curb/Gutter	Franklin	5599-12	5419605	N	Y	1.70	\$1,365,053.00	\$1,092,042.00	\$1,377,589.00	\$1,092,042.00	\$2,719.00	STP-S	\$0.00
Pacific	Thorton Road/Viaduct Street Overlay/Sidewalks	Thorton Rd: Eagles Landing Ct - Viaduct St--Viaduct St - Thorton Road - W. Osage	Franklin	5598-12	5419604	N	Y	0.90	\$942,354.00	\$753,883.00	\$973,070.00	\$753,883.00	\$741,883.00	STP-S	\$0.00
Pagedale	Pagedale Avenue Streetscape, Phase 2	Pennsylvania Ave To East City Limits--Sidewalks - Lighting - Landscaping	St. Louis	5784-13	5401683	N	Y	0.75	\$662,775.00	\$523,020.00	\$459,923.00	\$367,938.40	\$311,150.40	STP-E	\$155,081.60
Pevely	Main Street/County Road	Us 61/67 To Mo Z--Resurfacing - Sidewalks	Jefferson	5785-13	5403658	N	Y	0.70	\$839,016.00	\$671,212.00	\$857,117.00	\$671,209.68	\$655,209.68	STP-S	\$2.32
Regional Housing & Commun Devel Alliance	Greater 14Th St Mall	2600 And 2700 Blocks Of N 14Th St--	St. Louis City	4832-08	5431603	Y	Y	0.19	\$2,192,340.00	\$1,541,140.00	\$781,138.00	\$624,910.95	(\$36,672.62)	STP-E	\$916,229.05

Projects Obligating Federal Highway Administration Funds in Missouri

Project Information									As Programmed in Transportation Improvement Program		Actual Budget to Date		Federal Funds Obligated - FY 2014 (October 1, 2013 through September 30, 2014)		Federal Funds Remaining
Sponsor	Title	Description	County	TIP #	Sponsor #	Bike Elements	Ped Elements	Length (Miles)	Total Project Cost (As Programmed)	Total Federal Funds (As Programmed)	Total Project Cost (Actual)	Total Federal Funds Obligated (Actual)	Federal Funds Obligated FY 2014	Fund Type Obligated FY 2014	
Richmond Heights	Wise Avenue	Big Bend Blvd East To The City Limits-- (Near Mccausland)	St. Louis	5256-10	5412602	N	Y	0.64	\$1,816,788.00	\$1,453,431.00	\$1,817,520.00	\$1,453,431.00	\$1,276,192.28	STP-S	\$0.00
Rock Hill	Rock Hill Road Improvements	Manchester Rd. To Bismark Ave.--	St. Louis	4622-08	5577628	N	Y	0.55	\$1,844,425.00	\$1,475,540.00	\$1,170,788.00	\$936,638.13	(\$22.88)	STP-S	\$538,901.87
Rock Hill	Rock Hill Road Intersections	At Brownbert Ln, Steger School (Entrance) & Lithia Av--New Traffic Signal, Intersection Improvements	St. Louis	5257-10	5577630	N	N	0.05	\$313,000.00	\$250,400.00	\$268,896.00	\$215,116.89	\$674.39	STP-S	\$35,283.11
St. Ann	Adie Rd/Link Ave	St. Charles Rock Rd To South City Limits-- Resurfacing - Ada Improvements	St. Louis	5786-14	5418608	N	Y	2.00	\$1,572,981.00	\$1,258,307.00	\$65,097.00	\$52,077.41	\$52,077.41	STP-S	\$1,206,229.59
St. Ann	Breckenridge Ave	Ashby Rd To East City Limits-- Resurfacing - Ada Improvements	St. Louis	5787-13	5418609	N	Y	0.54	\$257,195.00	\$205,720.00	\$257,491.00	\$205,720.00	\$199,284.50	STP-S	\$0.00
St. Charles	Blackhurst/Hardin Sidewalks	Along Boschert Dr, W. Adams--Build Sidewalks	St. Charles	5961D-14	H32F104	N	Y	0.50	\$250,000.00	\$250,000.00	\$497,991.00	\$250,000.00	\$250,000.00	SRTS	\$0.00
St. Charles	Elm Point Industrial Dr	At Elm St--Dual Left Eb Elm Point To Elm Intersection Impr.	St. Charles	6375-14	7302650	N	N	0.10	\$510,755.00	\$392,000.00	\$110,755.00	\$88,604.31	\$88,604.31	CMAQ	\$303,395.69
St. Charles	Elm Street Widening	Mo 370 South To Elm Point Industrial Drive.--	St. Charles	5228-11	7303613	N	N	0.36	\$1,200,000.00	\$936,000.00	\$896,319.00	\$717,055.26	(\$23,444.66)	STP-S	\$218,944.74
St. Charles	Fifth Street - Sixth Street	5Th: Boone'S Lick - Tompkins - Resurface/Restripe 0.3 Mi To 4 Lns--6Th: Boone'S Lick - Tompkins - Bike Lanes	St. Charles	5788-13	7302628	Y	N	0.50	\$2,797,116.00	\$1,732,500.00	\$2,586,268.00	\$1,732,500.00	\$1,270,699.38	STP-S	\$0.00
St. Charles	Fifth Street Enhancement	Mcdonough To First Capital Drive--	St. Charles	5747-13	7302629	N	Y	0.35	\$2,290,000.00	\$1,717,500.00	\$2,956,001.00	\$1,717,500.00	\$1,717,500.00	STP-E	\$0.00
St. Charles	Fifth Street, Ph. 2	Bass Pro Drive To Boone'S Lick Rd-- Reconstruct - Ada Improvements	St. Charles	6332-15	7302651	N	N	0.18	\$1,820,000.00	\$1,456,000.00	\$2,918,325.00	\$1,456,000.00	\$1,456,000.00	STP-S	\$0.00
St. Charles	Flashing Yellow Arrow	22 Signalized Intersections At Various Locations--	St. Charles	6376-14	7302652	N	N	0.10	\$300,000.00	\$240,000.00	\$57,740.00	\$46,192.32	\$46,192.32	CMAQ	\$193,807.68

Projects Obligating Federal Highway Administration Funds in Missouri

Project Information									As Programmed in Transportation Improvement Program		Actual Budget to Date		Federal Funds Obligated - FY 2014 (October 1, 2013 through September 30, 2014)		Federal Funds Remaining
Sponsor	Title	Description	County	TIP #	Sponsor #	Bike Elements	Ped Elements	Length (Miles)	Total Project Cost (As Programmed)	Total Federal Funds (As Programmed)	Total Project Cost (Actual)	Total Federal Funds Obligated (Actual)	Federal Funds Obligated FY 2014	Fund Type Obligated FY 2014	
St. Charles	Kingshighway Signal Interconnect	Jefferson St To Monroe St--	St. Charles	5857-13	7302630	N	Y	0.20	\$502,607.00	\$335,363.00	\$156,377.00	\$125,101.63	\$32,000.00	CMAQ	\$210,261.37
St. Charles	Muegge Road	At Mexico Road--Intersection Improvements	St. Charles	5858-13	7302631	N	Y	0.15	\$605,796.00	\$436,000.00	\$195,796.00	\$156,636.68	\$104,640.00	CMAQ	\$279,363.32
St. Charles County	Cappeln Osage Road Bridge	Over A Tributary Of Femme Osage Creek--Replace Bridge	St. Charles	5791-14	7302635	N	N	0.10	\$466,000.00	\$316,800.00	\$193,363.00	\$154,690.00	\$154,690.00	STP-S	\$162,110.00
St. Charles County	Central School Road	At Highfield Drive--Install Traffic Signal	St. Charles	5862-14	7302636	N	N	0.10	\$215,400.00	\$156,000.00	\$148,991.00	\$119,192.80	\$119,192.80	CMAQ	\$36,807.20
St. Charles County	Femme Osage Creek Road Bridge	Over A Tributary Of Femme Osage--Replace Bridge	St. Charles	5792-14	7302637	N	N	0.05	\$435,000.00	\$292,000.00	\$200,624.00	\$160,499.20	\$160,499.20	STP-S	\$131,500.80
St. Charles County	Gateway Greenlight	Various Muncipalities In St. Charles County--Traffic Signal Interconnect,Signal Controller Upgrades	St. Charles	5440-11	5414616	N	N	21.00	\$5,000,000.00	\$4,000,000.00	\$4,673,701.00	\$3,738,960.64	\$49,293.60	CMAQ	\$261,039.36
St. Charles County	Gateway Greenlight, Phase 2	Various Roads In St. Charles County--Traffic Signal Interconnect, Signal Controller Upgrades	St. Charles	5860-12	7302638	N	N	23.20	\$3,822,000.00	\$3,057,600.00	\$3,816,500.00	\$3,053,199.25	\$2,505,459.62	CMAQ	\$4,400.75
St. Charles County	Laura Hill Road	Reconstruct, Alignment, Drainage, Sidewalks--From Hwy K To Knaust Road	St. Charles	3222-04	5655607	N	Y	1.30	\$3,860,000.00	\$1,000,000.00	\$2,867,452.00	\$860,235.76	(\$28,363.34)	STP-S	\$139,764.24
St. Charles County	Pitman Hill Road, Phase 2	Kisker Road To Windcastle Drive--Reconstruction, Left Turn Lanes Where Warranted	St. Charles	304A-09	9900689	N	N	0.68	\$2,045,000.00	\$1,227,000.00	\$1,467,721.00	\$880,632.17	(\$117,802.16)	STP-S	\$346,367.83
St. Charles County	Traffic Signal Upgrades; Interconnection	Various Traffic Signals Along Arena Pkwy,--Cottleville Pkwy, Knaust Road, And Mo N	St. Charles	5863-14	7302642	N	N	3.60	\$687,800.00	\$538,240.00	\$532,906.00	\$426,324.85	\$426,324.85	CMAQ	\$111,915.15
St. Charles County	Transportation Exhibit - History Museum	Establish Exhibits In Relation To History Of--Transport In St. Charles County/Westward Expansion	St. Charles	5467-11	5414619	N	N	0.00	\$375,000.00	\$300,000.00	\$373,500.00	\$298,800.00	(\$1,200.00)	STP-E	\$1,200.00

Projects Obligating Federal Highway Administration Funds in Missouri

Project Information									As Programmed in Transportation Improvement Program		Actual Budget to Date		Federal Funds Obligated - FY 2014 (October 1, 2013 through September 30, 2014)		Federal Funds Remaining
Sponsor	Title	Description	County	TIP #	Sponsor #	Bike Elements	Ped Elements	Length (Miles)	Total Project Cost (As Programmed)	Total Federal Funds (As Programmed)	Total Project Cost (Actual)	Total Federal Funds Obligated (Actual)	Federal Funds Obligated FY 2014	Fund Type Obligated FY 2014	
St. Charles County	Ultra-Thin Bonded Wearing Course 1	Various Locations Along Jungs Station Rd, Pralle Ln--Westwood Dr, Wolfrum Rd, & Weldon Spring Rd	St. Charles	5795-15	7302643	N	N	5.27	\$561,750.00	\$449,400.00	\$504,195.00	\$403,355.81	\$403,355.81	STP-S	\$46,044.19
St. Charles County	Ultra-Thin Bonded Wearing Course 2	Various Locations Along Hoff Rd, St Paul Rd,--Hackmann Rd, Mexico Rd, & N Pt Prairie Rd	St. Charles	5796-15	7302644	N	N	6.80	\$561,750.00	\$449,400.00	\$480,668.00	\$384,533.96	\$384,533.96	STP-S	\$64,866.04
St. Charles County	Wilmer Road	Mo N To Bridge Over Peruque Creek--	St. Charles	4967-11	7303609	N	N	1.10	\$3,870,000.00	\$1,220,000.00	\$1,320,455.00	\$422,545.63	(\$15,680.89)	STP-S	\$797,454.37
St. Clair Rxiix School District	Mo 30	At Bardot Dr--Install Pedestrian Signal, Sidewalks Near School	Franklin	5038H-09	H286107	N	Y	0.20	\$225,000.00	\$225,000.00	\$204,343.00	\$204,342.70	(\$3,050.00)	SRTS	\$20,657.30
St. Louis	Cherokee Street Enhancements	Nebraska Ave To Jefferson Ave--Pe-Row	St. Louis City	4833-08 4833A-09	5417603	N	Y	0.37	\$1,382,500.00	\$1,354,656.00	\$823,108.00	\$795,263.79	(\$355.47)	ARRA STP-E	\$559,392.21
St. Louis	Concourse Linkage	Clark St To Amtrak Terminal--Pedestrian Concourse	St. Louis City	461-00	5400688	N	Y	0.20	\$3,690,000.00	\$2,767,500.00	\$5,565,982.00	\$2,730,588.88	(\$36,911.12)	STP-E	\$36,911.12
St. Louis	Downtown Traffic Signals	Sixth St East To Tucker Blvd West--To Clark St South And Cole Street North	St. Louis City	3470-05	5432602	N	N	10.00	\$2,810,000.00	\$2,248,000.00	\$2,630,554.00	\$2,104,443.69	(\$81,619.51)	STP-S	\$143,556.31
St. Louis	Dr. Martin Luther King	Arlington Avenue To Kingshighway--Pedestrian Scale Lighting - Upgrade Ped Heads	St. Louis City	5797-13	5401705	N	Y	0.60	\$920,000.00	\$736,000.00	\$774,071.00	\$619,256.54	\$524,007.62	STP-E	\$116,743.46
St. Louis	Dr. Martin Luther King Jr Dr	Kingshighway Avenue To Francis/Page--	St. Louis City	4039-06	5616602	N	Y	2.30	\$3,759,444.00	\$2,890,886.00	\$2,549,659.00	\$2,039,726.75	(\$100,229.37)	STP-S	\$851,159.25
St. Louis	Fourth And Broadway Overlay	Fourth - Chouteau To Convention Plaza--Broadway - Chouteau To Convention Plaza	St. Louis City	5264-11	5422611	N	Y	2.00	\$1,620,000.00	\$1,296,000.00	\$1,175,891.00	\$940,712.02	(\$190,178.80)	STP-S	\$355,287.98
St. Louis	Grand Avenue Viaduct	Over Mill Creek, Chouteau Ave To I-64--Pe: 1993- Brm Pe: 2007-08 Tea-21 Earmark	St. Louis City	9160-02 9160A-08 9160B-08 9160C-08	5429601	N	Y	0.39	\$27,300,191.00	\$21,839,568.00	\$22,052,082.50	\$17,641,080.96	\$713,964.10	TI(HPP) BRM	\$4,198,487.04

Projects Obligating Federal Highway Administration Funds in Missouri

Project Information									As Programmed in Transportation Improvement Program		Actual Budget to Date		Federal Funds Obligated - FY 2014 (October 1, 2013 through September 30, 2014)		Federal Funds Remaining
Sponsor	Title	Description	County	TIP #	Sponsor #	Bike Elements	Ped Elements	Length (Miles)	Total Project Cost (As Programmed)	Total Federal Funds (As Programmed)	Total Project Cost (Actual)	Total Federal Funds Obligated (Actual)	Federal Funds Obligated FY 2014	Fund Type Obligated FY 2014	
St. Louis	Hampton Ave / Nottingham Ave	Signalization Improvements To Intersection--	St. Louis City	4826-08	5401623	N	Y	0.10	\$300,000.00	\$240,000.00	\$173,091.00	\$138,472.93	(\$467.36)	STP-S	\$101,527.07
St. Louis	Kingshighway Boulevard Bridge	S/O I-70 Over Terminal Rr In Penrose Park--Reconstruct Bridge	St. Louis City	30-96	611336 5425604	N	N	0.10	\$5,654,392.00	\$3,523,392.00	\$6,714,383.00	\$3,440,807.99	(\$79,192.01)	STP-S HBP	\$82,584.01
St. Louis	Kingshighway Bridge	Over Union Pacific Railroad; Vandeventer To I-44--Bridge Replacement & Roadway Improvements	St. Louis City	5265-11 5265A-12	5425612	N	N	0.35	\$22,000,000.00	\$17,600,000.00	\$22,345,461.00	\$7,510,193.00	\$3,868,862.60	STP(BRM) STP-S	\$10,089,807.00
St. Louis	Kingshighway Memorial Blvd	Bircher Blvd To W Florissant Ave--	St. Louis City	4834-10	5425611	N	N	0.60	\$1,300,000.00	\$1,040,000.00	\$974,978.00	\$779,983.22	(\$76,673.67)	STP-S	\$260,016.78
St. Louis	Skinker Blvd Traffic Signals And Oakland Ln Diet	At Clayton Rd And Oakland Avenue - Traffic Signals--Oakland - Skinker To Hampton - Lane Diet - Sidewalk	St. Louis City	5845-13	5401707	Y	Y	1.10	\$1,990,000.00	\$1,592,000.00	\$1,851,367.00	\$1,481,094.13	\$1,287,730.80	CMAQ	\$110,905.87
St. Louis	Soulard Bike Path Extension	Central Corridor And South City Extension--Tea-21 Earmark	St. Louis City	9168-06	9900618	Y	Y	11.65	\$768,800.00	\$614,400.00	\$494,311.00	\$395,448.42	\$6,275.39	HPP	\$218,951.58
St. Louis	South Broadway Streetscape - Phase 2	River Des Peres To Courtois Street-- Sidewalks - Lighting - Ada Improvements	St. Louis City	5799-14	5401708	N	Y	0.70	\$1,980,000.00	\$1,584,000.00	\$197,888.00	\$158,310.40	\$158,310.40	STP-E	\$1,425,689.60
St. Louis	South Seventh Streetscape	Cerre St. To Park Ave.--Ice House District Streetscape	St. Louis City	4513-06	6I2048	N	Y	0.50	\$1,520,000.00	\$820,000.00	\$1,196,803.00	\$729,884.54	(\$20,889.77)	STP-E	\$90,115.46
St. Louis	Spring Avenue Viaduct	Gratiot St To Forest Park Blvd--Bridge Demolition	St. Louis City	1634A-99	B115014	N	N	0.00	\$1,280,000.00	\$1,024,000.00	\$377,182.00	\$301,745.34	(\$86,914.66)	BRO	\$722,254.66
St. Louis	Traffic Management Enhancements, Phase 2	Upgrade Central Control Signal System-- For All Interconnected Signals	St. Louis City	6377-14	9900666	N	N	78.00	\$750,000.00	\$600,000.00	\$777,086.00	\$600,000.00	\$600,000.00	CMAQ	\$0.00
St. Louis	Training For Highway Bridge Program		St. Louis City	5102-09	B115016	N	N	0.00	\$6,076.00	\$6,076.00	\$6,566.00	\$6,566.14	(\$491.20)	BRO	(\$490.14)
St. Louis	Tucker Boulevard Bridge	Washington Avenue To O'Fallon St (Ph. 1 And Ph. 2)--Safetee-Lu Earmark Sec. 1702 #1152 - Mo 103	St. Louis City	4607-08 4607B-10 4607C-10 4607D-11	600013 5603607	N	N	0.50	\$34,075,506.00	\$25,703,245.00	\$23,369,938.00	\$21,863,912.32	(\$248,441.06)	HPP STP-S TCSP	\$3,839,332.68

Projects Obligating Federal Highway Administration Funds in Missouri

Project Information									As Programmed in Transportation Improvement Program		Actual Budget to Date		Federal Funds Obligated - FY 2014 (October 1, 2013 through September 30, 2014)		Federal Funds Remaining
Sponsor	Title	Description	County	TIP #	Sponsor #	Bike Elements	Ped Elements	Length (Miles)	Total Project Cost (As Programmed)	Total Federal Funds (As Programmed)	Total Project Cost (Actual)	Total Federal Funds Obligated (Actual)	Federal Funds Obligated FY 2014	Fund Type Obligated FY 2014	
St. Louis	Washington Avenue Streetscape - Phase 3	Seventh Street To Memorial Drive-- Sidewalks - Lighting - Ada Improvements	St. Louis City	5800-14	5402709	N	Y	0.30	\$1,970,000.00	\$1,576,000.00	\$290,706.00	\$232,564.80	\$232,564.80	STP-E	\$1,343,435.20
St. Louis City	CBD Street Improvements	Central Business District Streetscape-- Streetscape Design	St. Louis City	4614-07	06MO003	Y	Y	0.00	\$269,156.00	\$215,325.00	\$254,719.00	\$203,775.30	(\$11,478.28)	TCSP	\$11,549.70
St. Louis County	Adams Ave/Lockwood Ave	Kirkwood Rd To Berry Rd--Resurfacing - Ada Improvements	St. Louis	5556-14	4901622	N	Y	1.60	\$1,848,300.00	\$1,478,640.00	\$1,667,819.00	\$1,334,254.95	\$1,334,254.95	STP-S	\$144,385.05
St. Louis County	Baxter Road	100 Feet East Of Clarkson Road To Wild Horse Creek Road--Concrete Repair - Ada Improvements	St. Louis	5606-14	4901623	N	Y	1.70	\$1,202,700.00	\$962,160.00	\$1,346,599.00	\$962,160.00	\$962,160.00	STP-S	\$0.00
St. Louis County	Big Bend Road	141 To Sulphur Spring Road-- Resurfacing	St. Louis	5611-14	4901625	N	Y	1.20	\$2,333,000.00	\$1,866,400.00	\$1,335,442.00	\$1,068,353.35	\$1,068,353.35	STP-S	\$798,046.65
St. Louis County	Brentwood Blvd And Eager Road	Brentwood Bl: Marshall To Eager; Eager : 750' W/O Hanley--To 85' W/O Brentwood (Excluding Brntwd To 300' E Of 170)	St. Louis	6339-15	5577633	N	N	1.98	\$3,028,000.00	\$2,414,400.00	\$2,923,945.00	\$2,339,155.06	\$2,339,155.06	STP-S	\$75,244.94
St. Louis County	Carman Road	Mo 141 To Dougherty Ferry Road-- Resurfacing	St. Louis	5559-14	4901626	N	N	1.90	\$886,100.00	\$708,880.00	\$980,746.00	\$708,880.00	\$708,880.00	STP-S	\$0.00
St. Louis County	Christopher Drive	Becker Rd To Telegraph--Resurfacing - Ada Improvements	St. Louis	5804-14	5401696	N	N	3.00	\$1,300,000.00	\$1,040,000.00	\$58,353.00	\$46,682.66	\$46,682.66	STP-S	\$993,317.34
St. Louis County	Conway Road Bridge	Over Maryville Creek--Replace Bridge	St. Louis	5805-13	5401697	N	N	0.10	\$1,181,000.00	\$944,800.00	\$160,818.00	\$128,654.34	\$48,800.00	STP (BRM)	\$816,145.66
St. Louis County	Forder Road	100 Feet East Of Ringer Road To Lemay Ferry Rd--Concrete Repair - Ada Improvements	St. Louis	5605-14	4901627	N	Y	1.20	\$1,222,375.00	\$977,900.00	\$1,422,485.00	\$977,900.00	\$977,900.00	STP-S	\$0.00
St. Louis County	Hanley Road	I-64 To Pershing Avenue--Resurfacing - Ada Improvements - Signal Interconnect	St. Louis	5806-13	5613603	N	Y	1.50	\$1,962,600.00	\$1,570,080.00	\$1,922,177.00	\$1,537,741.20	\$1,493,776.27	STP-S	\$32,338.80

Projects Obligating Federal Highway Administration Funds in Missouri

Project Information									As Programmed in Transportation Improvement Program		Actual Budget to Date		Federal Funds Obligated - FY 2014 (October 1, 2013 through September 30, 2014)		Federal Funds Remaining
Sponsor	Title	Description	County	TIP #	Sponsor #	Bike Elements	Ped Elements	Length (Miles)	Total Project Cost (As Programmed)	Total Federal Funds (As Programmed)	Total Project Cost (Actual)	Total Federal Funds Obligated (Actual)	Federal Funds Obligated FY 2014	Fund Type Obligated FY 2014	
St. Louis County	Howdershell Road	600 Ft N/O Charbonier Rd To 300 Ft S/O Behlmann Dr--	St. Louis	4819-10	4900620	N	Y	2.70	\$2,227,000.00	\$1,443,000.00	\$1,803,317.00	\$1,442,653.65	(\$346.35)	STP-S	\$346.35
St. Louis County	Howdershell Road At Charbonier Road	Add Right Turn Lane From Nb Howdershell Rd. To--Eb Charbonier Rd.	St. Louis	5445-12	5401650	N	N	0.97	\$1,703,000.00	\$1,362,400.00	\$1,885,572.00	\$1,362,400.00	\$798,309.60	CMAQ	\$0.00
St. Louis County	I-170 / Scudder Road Interchange	I-170 To Hanley Rd; Hanley Rd N/ And S/O Scudder--Committed Safetea-Lu Earmark Funds	St. Louis	4606A-07	4991603	N	Y	1.06	\$1,800,000.00	\$1,440,000.00	\$323,413.00	\$258,730.26	\$5,714.59	HPP	\$1,181,269.74
St. Louis County	I-255	At Mo 231 (Telegraph Rd)--Landscaping Improvements	St. Louis	5394-11	5503604	N	N	0.20	\$333,333.00	\$300,000.00	\$321,319.20	\$289,187.28	\$268,287.04	IMD	\$10,812.72
St. Louis County	Its North	Airport Rd/Hereford/Chambers - Dade To W. Florissant--Washington St/Charbonier - Downing To Us 67	St. Louis	5864-13	5401685	N	N	4.83	\$890,000.00	\$712,000.00	\$776,502.00	\$621,201.20	\$566,664.30	CMAQ	\$90,798.80
St. Louis County	Its West And South	Locations Along Baxter/Sulphur Spring, Sappington--Craig/Westport Plaza/Marine, & Chesterfield Airport Rd	St. Louis	5865-13	5401686	N	N	9.19	\$1,970,000.00	\$1,576,000.00	\$146,739.00	\$117,391.56	\$117,391.56	CMAQ	\$1,458,608.44
St. Louis County	James S. Mcdonnell Blvd - Airport Road	James S. Mcdonnell Bl -Natural Bridge To Us 67--Airport Rd - James S. Mcdonnell Bl To I-170	St. Louis	5259-13	5401634	N	N	2.50	\$2,480,000.00	\$1,736,000.00	\$1,722,849.00	\$1,378,279.65	(\$333,834.09)	STP-S	\$357,720.35
St. Louis County	Lilac Avenue Infrastructure	Chambers Rd To I-270--Resurfacing - Ada Improvements	St. Louis	5807-14	5401687	N	Y	1.40	\$1,147,000.00	\$917,600.00	\$50,179.00	\$40,143.50	\$40,143.50	STP-S	\$877,456.50
St. Louis County	Mason Road	0.18 Mi West Of To 0.11 Mi East Of Smith Creek--Replace Bridge - Improve Approaches	St. Louis	5808A-13 5808-13	5574604	N	Y	0.29	\$3,558,922.00	\$2,708,000.00	\$3,035,466.00	\$2,428,373.39	\$2,036,373.39	STP (BRM) STP-S	\$279,626.61
St. Louis County	Meramec Bottom Road & Ambs Road	Meramec Bottom Rd - Kerth Rd To Mo 21--Ambs Rd - Mattis Rd To Butler Hill Rd	St. Louis	5809-14	5401688	N	N	3.53	\$1,179,500.00	\$943,600.00	\$81,123.00	\$64,898.52	\$64,898.52	STP-S	\$878,701.48
St. Louis County	Musick Avenue Bridge	Over Gravois Creek--Replace Bridge - Build Sidewalk	St. Louis	6358-15	5572602	N	Y	0.10	\$942,969.00	\$740,000.00	\$109,969.00	\$87,975.20	\$87,975.20	STP (BRM)	\$652,024.80

Projects Obligating Federal Highway Administration Funds in Missouri

Project Information									As Programmed in Transportation Improvement Program		Actual Budget to Date		Federal Funds Obligated - FY 2014 (October 1, 2013 through September 30, 2014)		Federal Funds Remaining
Sponsor	Title	Description	County	TIP #	Sponsor #	Bike Elements	Ped Elements	Length (Miles)	Total Project Cost (As Programmed)	Total Federal Funds (As Programmed)	Total Project Cost (Actual)	Total Federal Funds Obligated (Actual)	Federal Funds Obligated FY 2014	Fund Type Obligated FY 2014	
St. Louis County	North County Sidewalks	Trampe Ave From Spanish Blvd To Madrid--Old Jamestown Rd From Parker Rd To Old Jamestown Forest	St. Louis	5469-11	5401660	N	Y	0.70	\$439,000.00	\$351,200.00	\$188,430.00	\$150,744.22	(\$21,245.14)	STP-E	\$200,455.78
St. Louis County	Northwest County Its - 2014	Various Locations Along Old Halls Ferry, Jennings Stn--Halls Ferry And McDonnell Blvd - Install Fiberoptic	St. Louis	6399-14	9900660	N	N	4.28	\$987,000.00	\$785,600.00	\$832,593.00	\$666,073.99	\$666,073.99	CMAQ	\$119,526.01
St. Louis County	Reavis Barracks - Mackenzie Road	Gravois Rd To I-55--Resurfacing And Sidewalks	St. Louis	5609-14	4901632	N	Y	1.80	\$2,225,800.00	\$1,780,640.00	\$2,439,155.00	\$1,780,640.00	\$1,780,640.00	STP-S	\$0.00
St. Louis County	Ringer Road	Lemay Ferry Rd To Milburn Rd--Resurfacing - Ada Improvements	St. Louis	5813-14	5401698	N	Y	2.30	\$1,028,000.00	\$822,400.00	\$77,631.00	\$62,104.65	\$62,104.65	STP-S	\$760,295.35
St. Louis County	Shrewsbury Avenue/Lansdowne Avenue	Shrewsbury: Big Bend To Murdoch--Lansdowne: Murdoch Cut-Off To Shrewsbury	St. Louis	5562-14	4901635	N	N	1.20	\$1,112,000.00	\$889,600.00	\$1,231,301.00	\$889,600.00	\$889,600.00	STP-S	\$0.00
St. Louis County	Wells Road	Mo 21 To Meramec Bottom Rd--Resurfacing - Ada Improvements	St. Louis	5815-14	5401700	N	Y	1.57	\$1,260,000.00	\$1,008,000.00	\$49,478.00	\$39,582.36	\$39,582.36	STP-S	\$968,417.64
St. Peters	Mid Rivers Mall Drive, Phase 2	Mexico Road To St. Peters-Howell Road--Resurfacing - Ada Improvements	St. Charles	5816-14	7305608	N	Y	2.41	\$1,300,000.00	\$1,040,000.00	\$1,677,892.00	\$1,040,000.00	\$1,040,000.00	STP-S	\$0.00
St. Peters	Sutters Mill Road Bridge	Over Spencer Creek--Replace Bridge - Sidewalk	St. Charles	6304-15	7305613	N	Y	0.02	\$1,465,000.00	\$1,172,000.00	\$138,290.00	\$110,632.09	\$110,632.09	STP (BRM)	\$1,061,367.91
St. Peters	Willott Road	Jungermann Road To Mid Rivers Mall Drive--Diamond Grind - Ada Improvements	St. Charles	5818-14	7305609	N	N	2.42	\$1,400,000.00	\$1,120,000.00	\$1,619,355.00	\$1,119,999.99	\$1,119,999.99	STP-S	\$0.01
St. Peters	Willott Road Bridge	Over Spencer Creek--Replace Bridge - Multi-Use Path	St. Charles	5817-14	7305610	N	Y	0.20	\$1,600,556.00	\$1,268,800.00	\$221,864.00	\$177,491.20	\$177,491.20	STP (BRM)	\$1,091,308.80
Sunset Hills	West Watson & Rott Road Improvements	W Watson Rd- Mo 30 To Rott Rd--Then North Along Rott Rd To Robyn	St. Louis	5263-10	5410615	N	N	1.90	\$1,191,690.00	\$953,352.00	\$982,872.00	\$786,297.54	(\$13,842.76)	STP-S	\$167,054.46

Projects Obligating Federal Highway Administration Funds in Missouri

Project Information									As Programmed in Transportation Improvement Program		Actual Budget to Date		Federal Funds Obligated - FY 2014 (October 1, 2013 through September 30, 2014)		Federal Funds Remaining
Sponsor	Title	Description	County	TIP #	Sponsor #	Bike Elements	Ped Elements	Length (Miles)	Total Project Cost (As Programmed)	Total Federal Funds (As Programmed)	Total Project Cost (Actual)	Total Federal Funds Obligated (Actual)	Federal Funds Obligated FY 2014	Fund Type Obligated FY 2014	
Sunset Hills	West Watson Road	S. Lindbergh Blvd. To Robyn Road--Resurfacing - Sidewalks	St. Louis	5819-13	5410620	Y	Y	0.87	\$1,284,972.00	\$1,018,412.00	\$191,132.00	\$152,905.30	\$60,000.00	STP-S	\$865,506.70
Town & Country	Clayton Road Phase 1	400 Ft W/O Sheffield Manor Ct To Clayton Place--	St. Louis	4986-09	5532607	N	Y	2.85	\$2,211,980.00	\$1,769,584.00	\$2,084,271.00	\$1,667,416.17	(\$41,567.42)	STP-S	\$102,167.83
Trailnet	Old Chain Of Rocks Bridge Ph 3	Over The Mississippi River--Safetea-Lu Earmark - Sec. 1702 # 1196 - Mo 106	Multi-State	4609-08	612067	Y	Y	0.00	\$900,378.00	\$575,936.00	\$774,439.00	\$513,390.92	\$178,043.73	HPP	\$62,545.08
Transport Museum Association	Museum Visitor Center	Museum Of Transportation--Experience Our Legacy In Motion Campaign	St. Louis	4699-07	5500666	N	N	0.00	\$3,384,906.00	\$1,250,000.00	\$2,353,307.00	\$894,256.60	(\$745.24)	STP-E	\$355,743.40
Union	Denmark Road	Progress Parkway To St. Andrews Drive--	Franklin	5209-11	6200605	N	Y	0.70	\$1,067,320.00	\$853,856.00	\$753,917.00	\$603,133.66	\$483,239.82	STP-S	\$250,722.34
Union	Judith Spring Road Bridge	Over Flat Creek--Replace Bridge	Franklin	5820-13	5433601	N	N	0.10	\$556,326.00	\$445,060.00	\$78,059.00	\$62,447.13	\$20,000.00	STP-S	\$382,612.87
Union	Prairie Dell Road	Us 50 To Prairie Dell Plaza Drive - Reconstruct--Add Center Turn Lane, Storm Sewers, Sidewalk	Franklin	5592-12	6200607	N	Y	0.40	\$1,228,218.00	\$982,575.00	\$1,443,935.00	\$982,575.00	\$883,968.60	STP-S	\$0.00
Union	Prairie Dell Road, Phase 2	Prairie Dell Plaza Drive To College Road--	Franklin	5821-13	5433602	N	Y	0.75	\$1,364,096.00	\$1,081,800.00	\$145,026.00	\$116,021.03	\$20,000.00	STP-S	\$965,778.97
University City	Canton, Old Bonhomme, Jackson Bike Striping	Canton - 82Nd Blvd To Penny Ave, Old Bonhomme - South--City Lim To Groby Rd & Jackson Ave- Delmar To Shaftesbury	St. Louis	5822-13	5402609	Y	Y	3.69	\$200,183.00	\$160,146.00	\$145,562.00	\$116,449.60	\$107,009.60	STP-E	\$43,696.40
University City	Chamberlain Avenue Bridge	Over The River Des Peres Northeast Branch--Replace Bridge	St. Louis	5823-13	5402610	N	Y	0.10	\$603,632.00	\$482,906.00	\$441,049.00	\$352,839.33	\$314,779.10	STP-S	\$130,066.67
University City	Jackson Avenue Pedestrian Signal	South Of Balson Ave At Jackson Park Elem School--Replace Pedestrian Signal	St. Louis	5571-12	5402608	N	Y	0.10	\$164,000.00	\$131,200.00	\$122,146.00	\$97,716.33	(\$11,608.78)	STP-S	\$33,483.67

Projects Obligating Federal Highway Administration Funds in Missouri

Project Information									As Programmed in Transportation Improvement Program		Actual Budget to Date		Federal Funds Obligated - FY 2014 (October 1, 2013 through September 30, 2014)		Federal Funds Remaining
Sponsor	Title	Description	County	TIP #	Sponsor #	Bike Elements	Ped Elements	Length (Miles)	Total Project Cost (As Programmed)	Total Federal Funds (As Programmed)	Total Project Cost (Actual)	Total Federal Funds Obligated (Actual)	Federal Funds Obligated FY 2014	Fund Type Obligated FY 2014	
University City	Olive Streetscape	W City Limits To E City Limits--	St. Louis	4831-08	5402604	N	Y	3.70	\$1,547,288.00	\$1,222,358.00	\$1,377,437.00	\$1,075,748.26	(\$481.58)	STP-E	\$146,609.74
University City	Westgate Avenue	At Olive Blvd--Realign Intersection - Install Traffic Signal	St. Louis	5748-13	5402611	N	N	0.10	\$449,568.00	\$359,654.00	\$57,499.00	\$45,999.45	\$8,800.00	STP-S	\$313,654.55
Washington	Fourteenth St / Stafford St	Fourteenth: Stafford To Mo 47--Stafford: Front To Fourteenth	Franklin	4979-11	6402601	N	Y	2.01	\$1,233,134.00	\$986,507.00	\$921,982.00	\$737,585.09	\$717,585.09	STP-S	\$248,921.91
Washington	Jefferson Street	Over Busch Creek--Bridge Reconstruction	Franklin	5558-13	6406605	N	Y	0.10	\$1,372,674.00	\$1,082,300.00	\$131,673.00	\$105,338.70	\$16,000.00	STP	\$976,961.30
Washington	Lafayette Ped Crossing	Across Union Pacific Railroad--Sidewalk	Franklin	5824-13	5406602	N	Y	0.10	\$300,000.00	\$240,000.00	\$17,268.00	\$13,814.40	\$6,614.40	STP-E	\$226,185.60
Washington	Multi-Street Resurfacing	Various: International Ave, Rabbit Trail Dr,--Wenona Dr, Lexington La, Washington Heights Dr	Franklin	4796-09	6400620	N	Y	1.80	\$691,256.00	\$553,005.00	\$600,313.00	\$480,250.28	(\$66,055.24)	STP-S	\$72,754.72
Webster Groves	Murdoch Ave Bridge	Big Bend Blvd To I-44 Nor - Over Bnsf Rr-- Bridge Replacement	St. Louis	4823-10	5602610	N	N	0.06	\$2,674,772.00	\$2,139,818.00	\$2,136,342.00	\$1,709,072.76	(\$84,437.25)	STP(BRM)	\$430,745.24
Weldon Spring	Independence Road, Phase 3	Wolfrum Road To 350 Feet West Of Nancy Lane--Reconstruct - Multi-Use Path	St. Charles	5825-13	7302645	Y	Y	0.50	\$1,286,000.00	\$1,000,000.00	\$402,771.00	\$322,216.67	\$200,000.00	STP-S	\$677,783.33
Wentzville	Church Street	Modot Row To W Main Street--	St. Charles	4947-10	7304602	Y	Y	0.25	\$974,790.00	\$683,832.00	\$742,133.00	\$520,977.89	(\$39,352.42)	STP-S	\$162,854.11
Wildwood	Old Manchester Rd Bridge #319	Old Manchester Rd Over Fox Creek-- Bridge Replacement	St. Louis	4488-08	5500663	N	N	0.10	\$565,000.00	\$452,000.00	\$530,284.00	\$420,117.62	(\$31,882.38)	STP-S	\$31,882.38
Wildwood	Route 100 Safety Barriers	Taylor Road To East 0.5 Mile (Pedestrian Bridge)--Install Guardrail	St. Louis	5830-13	5500675	N	N	0.50	\$350,000.00	\$280,000.00	\$395,550.00	\$280,000.00	\$256,008.18	STP-S	\$0.00
Wildwood	Wild Horse Creek Road Bridge	Approx 0.4 Mile Ne Of Centaur Rd; Over Bates Creek--	St. Louis	4057-06 5570-12	4920601	N	N	0.10	\$655,000.00	\$524,000.00	\$498,188.00	\$389,151.36	\$30,421.36	STP-S	\$134,848.64

Projects Obligating Federal Highway Administration Funds in Illinois

Project Information									As Programmed in Transportation Improvement Program		Actual Budget to Date		Federal Funds Obligated - FY 2014 (October 1, 2013 through September 30, 2014)		Federal Funds Remaining
Sponsor	Title	Description	County	TIP #	Sponsor #	Bike Elements	Ped Elements	Length (Miles)	Total Project Cost (As Programmed)	Total Federal Funds (As Programmed)	Total Project Cost (Actual)	Total Federal Funds Obligated (Actual)	Federal Funds Obligated FY 2014	Fund Type Obligated FY 2014	
Cahokia	Jerome And Mousette Lanes	2010 Omnibus Bill--Earmark II575	St. Clair	5334-11	P-98-307-13	N	N	1.50	\$299,949.00	\$299,949.00	\$299,930.00	\$299,930.00	\$299,930.00	HPP	\$19.00
Edwardsville	District Dr - Governor'S Pkwy To Goshen Rd	Install, Enhance Or Repair Crosswalks--	Madison	5666L-12 5666K-12	C-98-336-12	N	Y	0.44	\$147,000.00	\$147,000.00	\$146,983.00	\$146,983.00	\$127,100.00	SRTS	\$17.00
IDOT	I-255	Horseshoe Lake Road To I-270--Resurfacing	Madison	5162A-14	C-98-077-11	N	N	4.37	\$26,100,000.00	\$23,490,000.00	\$18,933,928.89	\$17,040,536.00	\$17,040,536.00	NHPP	\$6,449,464.00
IDOT	I-255 / US-50	Over Church Rd And Icg Rr 1.3 Mi Sw/O Il 15--Bridge Joint Repairs	St. Clair	4380-10	C-98-017-10	N	N	0.20	\$2,700,000.00	\$2,430,000.00	\$3,080,977.78	\$2,772,880.00	\$2,772,880.00	NHPP	(\$342,880.00)
IDOT	I-270 Its 2014	W/O Of Il 157 To 0.6 Mi E/O Il 159--Install Fiberoptic Cable And 5 Cctv Cameras	Madison	6420-14	C-98-021-14	N	N	4.10	\$510,000.00	\$408,000.00	\$438,598.75	\$350,879.00	\$350,879.00	CMAQ	\$57,121.00
IDOT	Il 15	Latinette Ln To 0.4 Mi E/O Il 159--Resurfacing	St. Clair	5944-14	C-98-040-13	N	N	6.31	\$5,800,000.00	\$4,640,000.00	\$5,385,872.50	\$4,308,698.00	\$4,308,698.00	NHPP	\$331,302.00
IDOT	Il 15	0.5 Mi E/O I-255 In Alorton To Latinette Ln--Resurfacing	St. Clair	5945-14	C-98-039-13	N	N	2.54	\$2,600,000.00	\$2,080,000.00	\$5,367,785.00	\$4,294,228.00	\$4,294,228.00	NHPP	(\$2,214,228.00)
IDOT	IL 162	ASRR @ IL 162 in Granite City. Relocate cantilvers, install new circuitry, signals, and gates.	Madison	NOT IN TIP	C-98-414-14	N	N	0.10	\$0.00	\$0.00	\$400,000.00	\$400,000.00	\$400,000.00	RRXNG	(\$400,000.00)
IDOT	IL 255	IL 143 TO FOSTERBURG RD--GUARDRAIL	Madison	5037T-14	C-98-069-13	N	N	6.80	\$775,000.00	\$698,000.00	\$1,152,016.67	\$1,036,815.00	\$1,036,815.00	HSIP	(\$338,815.00)
Maryville	Renee St And W. Main St	Sidewalk Construction And Pedestrian Signal Upgrade--Safe Routes To School	Madison	4929F-09	C-40-038-08	N	Y	0.00	\$353,000.00	\$353,000.00	\$240,000.00	\$244,000.00	\$202,900.00	SRTS	\$109,000.00
O'Fallon	Venita Dr & Hwy 50	Improvements On Venita Dr/W Hwy 50/Frontage Rd--Add Turn Lanes, Revise Traffic Signals	St. Clair	4463-08	C-98-343-09	N	N	0.04	\$880,000.00	\$704,000.00	\$837,000.00	\$669,600.00	\$573,600.00	CMAQ	\$34,400.00
Sauget	Mousette Ln And Goose Lake	At Sauget Business Blvd--New Traffic Signal	St. Clair	5238-11	C-98-382-11	N	N	0.10	\$500,132.00	\$400,106.00	\$195,707.50	\$156,566.00	\$125,425.00	CMAQ	\$243,540.00
Sauget	Queeny Avenue	Loop Hog Hollow Road To Monsanto Rd--Safetea-Lu Earmark - Sec. 1702 # 3581/4073/4119	St. Clair	4598A-09	C-98-330-06	N	N	0.10	\$3,250,000.00	\$2,600,000.00	\$3,250,000.00	\$2,600,000.00	\$2,323,500.00	HPP	\$0.00
SIUE	South University Drive	At Stadium Dr--Intersection Realignment	Madison	5037R-13	C-98-303-13	N	N	0.10	\$168,558.00	\$144,900.00	\$136,500.00	\$122,850.00	\$122,850.00	HSIP	\$22,050.00
Troy	N. Main St	Market St To Clay St--	Madison	5658-12	C-98-319-12	N	N	0.10	\$204,050.00	\$163,050.00	\$203,812.50	\$163,050.00	\$163,050.00	TCSP	\$0.00

Projects Obligating Federal Transit Administration Funds

Project Information								As Programmed in Transportation Improvement Program		Actual Budget to Date		Federal Funds Obligated - FY 2014 (October 1, 2013 through September 30, 2014)		Federal Funds Remaining
Sponsor	Title	Description	County	TIP #	Sponsor #	Bike and/or Pedestrian Elements	Length (Miles)	Total Project Cost (As Programmed)	Total Federal Funds (As Programmed)	Total Project Cost (Actual)	Total Federal Funds Obligated (Actual)	Federal Funds Obligated - FY 2014	Fund Type Obligated FY 2014	
Madison County Transit District	Il 111 Corridor Enhancement	Extend #6 Roxana-S Roxana Shuttle To Gateway--Commerce Center	Madison	5986B-14	IL-37-X087	N	0	\$485,504.00	\$242,752.00	\$485,504.00	\$606,880.00	\$242,752.00	Section 5316	\$0.00
Madison County Transit District	Security Systems		Madison	4927-09	IL-90-X733	N	0	\$1,000,000.00	\$800,000.00	\$187,936.00	\$150,341.00	\$150,349.00	Section 5307	\$649,651.00
Madison County Transit District	Mct Bike & Bus Commute Program	Purchase And Install Bicycle Lockers At 12 Locations--Including 5 Mct Transit Centers And 7 Park/Ride Lots	Madison	5217-11	IL-90-X733	Y	0	\$180,000.00	\$144,000.00	\$180,000.00	\$144,000.00	\$144,000.00	CMAQ*	\$0.00
Madison County Transit District	Preventative Maintenance		Madison	4531A-09	IL-90-X733	N	0	\$1,000,000.00	\$800,000.00	\$700,000.00	\$560,000.00	\$560,000.00	Section 5307	\$240,000.00

* FUNDS TRANSFERRED FROM FHWA TO FTA

Projects Obligating Federal Transit Administration Funds

Project Information								As Programmed in Transportation Improvement Program		Actual Budget to Date		Federal Funds Obligated- FY 2014 (October 1, 2013 through Septemeber 30, 2014)		Federal Funds Remaining
Sponsor	Title	Description	County	TIP #	Sponsor #	Bike and/or Ped Elements	Length (Miles)	Total Project Cost (As Programmed)	Total Federal Funds (As Programmed)	Total Project Cost (Actual)	Total Federal Funds Obligated (Actual)	Federal Funds Obligated - FY 2014	Fund Type Obligated - FY 2014	
Jefferson County Dev. Disabilities R.B.	Jeff Co Transit Employment Shuttle	Replace Five (5) Vans That Operate To/From--Jsi Sheltered Workshop	Jefferson	5986C-14	MO-37-X037	N	0	\$117,620.00	\$94,096.00	\$117,620.00	\$117,620.00	\$94,096.00	S5316	\$0.00
Jefferson County Community Partnership	Jeffco Express	Operating Assistance And Purchase Of One (1) Bus--	Jefferson	5987C-14	MO-57-X006	N	0	\$217,962.00	\$125,781.00	\$217,962.00	\$157,226.25	\$125,781.00	S5317	\$0.00
Metro	Operating Expansion	Operating Expenses For Specialized Transportation--To Receive Vocational Training	Madison	5986D-14	MO-37-X037	N	0	\$175,976.00	\$87,988.00	\$175,976.00	\$109,985.00	\$87,988.00	S5316	\$0.00
Metro	Revenue Vehicles	Call-A-Ride Vans	Multi-County-M	4904-09	MO-90-X296	N	0	\$5,439,144.00	\$4,535,672.00	\$5,439,144.00	\$2,803,638.94	\$963,980.75	S5307	\$3,571,691.25
Metro	Revenue Vehicles	Bus Replacement Program	Multi-County-M	4917-09	MO-90-X296	N	0	\$13,405,752.00	\$11,309,868.00	\$13,405,752.00	\$12,906,281.00	\$7,163,106.40	S5307	\$4,146,761.60
Metro	Information Technology Projects	Operations Support Systems	Multi-County-M	5691-13	MO-90-X296	N	0	\$4,322,442.00	\$3,457,952.00	\$4,322,442.00	\$1,285,073.00	\$685,923.20	S5307	\$2,772,028.80
Metro	Administrative Facility Improvements		Multi-County-M	5933-14	MO-90-X296	N	0	\$6,501,056.00	\$5,200,845.00	\$6,501,056.00	\$6,450,000.00	\$5,160,000.00	S5307	\$40,845.00
Metro	Metro Bus Northwest Connector & Northside Rapid	Expand Service Of #98 Hanley/Chesterfield To N. Co.-- Transit Center (Nctc) - New Service From Nctc To Stl Cbd	Multi-County-M	5986A-14	MO-37-X037	N	0	\$1,134,766.00	\$567,383.00	\$1,134,766.00	\$709,228.75	\$567,383.00	S5316	\$0.00
Metro	Metro Bus Stop Signage Replacement	Installation Of Metro Bus Stop Signage With--Improved Visibility And Ada Compliant	Multi-County-M	5987A-14	MO-57-X006	N	0	\$414,259.00	\$331,407.00	\$414,259.00	\$414,258.75	\$331,407.00	S5317	\$0.00
Metro	Bus Replacement - 2014 - A	Replace 22 Buses--30' And 40'	Multi-County-M	6370-14	MO-57-X007	N	0	\$9,375,000.00	\$7,500,000.00	\$9,375,000.00	\$9,375,000.00	\$7,500,000.00	CMAQ*	\$0.00
Metro	Bus Replacement - 2014 - B	Replace 22 Buses--30' And 40'	Multi-County-M	6371-14	MO-57-X008	N	0	\$9,375,000.00	\$7,500,000.00	\$9,375,000.00	\$9,375,000.00	\$7,500,000.00	CMAQ*	\$0.00
Metro	Program Administration		Multi-State	3378-04	MO-90-X296	N	0	\$660,989.00	\$528,791.00	\$660,989.00	\$299,898.00	\$239,918.40	S5307	\$288,872.60
Metro	Safety/Security Projects	Cctv - Paratransit Fleet	Multi-State	4220-05	MO-90-X296	N	0	\$641,967.00	\$513,574.00	\$641,967.00	\$421,846.00	\$108,800.00	S5307	\$404,774.00
Metro	Radio Communications-Fed Formula	Radio System,Cad/Avl	Multi-State	4331-07	MO-90-X296	N	0	\$19,466,891.00	\$15,573,515.00	\$19,466,891.00	\$3,000,000.00	\$2,400,000.00	S5307	\$13,173,515.00
Metro	Signs And Shelters		Multi-State	4550-09	MO-90-X296	N	0	\$3,063,312.00	\$2,450,649.00	\$3,063,312.00	\$442,925.00	\$354,340.00	S5307	\$2,096,309.00
Metro	Bus/Paratransit Maint Program	Preventive Maintenance	Multi-State	4903-11	MO-90-X302	N	0	\$20,000,000.00	\$16,000,000.00	\$20,000,000.00	\$20,000,000.00	\$16,000,000.00	S5307	\$0.00
Metro	Metrolink Alignment & Station Improvements		Multi-State	5167-10	MO-54-0001	N	0	\$1,257,938.00	\$1,006,350.00	\$1,257,938.00	\$1,125,000.00	\$900,000.00	S5307	\$106,350.00
Metro	Program Administration	Section 5316 (Job Access Reverse Commute)--Fy 06-12 Jarc	Multi-State	5176D-10	MO-37-X037	N	0	\$545,867.00	\$545,867.00	\$545,867.00	\$137,807.50	\$110,246.00	S5316	\$435,621.00
Metro	Lrv Upgrades And Equipment	Light Rail Vehicle Improvements	Multi-State	5677A-14	MO-54-0001	N	0	\$11,828,643.00	\$9,462,914.00	\$11,828,643.00	\$1,866,444.00	\$1,493,155.20	S5337	\$7,969,758.80
Metro	Rail Row Maintenance & Improvements		Multi-State	5682-13	MO-54-0001	N	0	\$4,666,721.00	\$3,733,377.00	\$4,666,721.00	\$1,709,899.00	\$1,367,919.20	S5337	\$2,365,457.80

* FUNDS TRANSFERRED FROM FHWA TO FTA

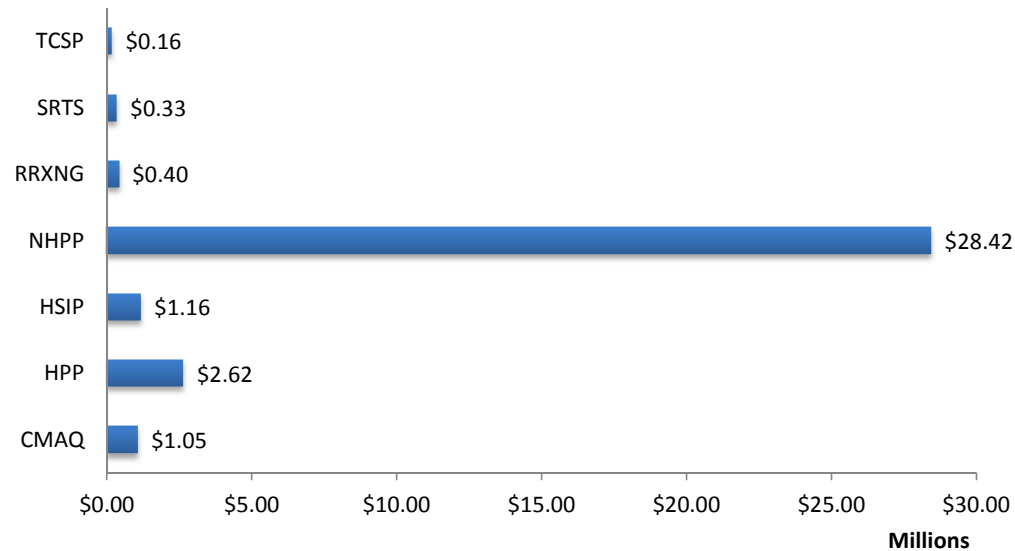
Projects Obligating Federal Transit Administration Funds

Project Information								As Programmed in Transportation Improvement Program		Actual Budget to Date		Federal Funds Obligated- FY 2014 (October 1, 2013 through Septemeber 30, 2014)		Federal Funds Remaining
Sponsor	Title	Description	County	TIP #	Sponsor #	Bike and/or Ped Elements	Length (Miles)	Total Project Cost (As Programmed)	Total Federal Funds (As Programmed)	Total Project Cost (Actual)	Total Federal Funds Obligated (Actual)	Federal Funds Obligated - FY 2014	Fund Type Obligated - FY 2014	
Metro	It Systems Upgrades	It Systems Upgrades/Replacements	Multi-State	5692-13	MO-90-X296	N	0	\$4,602,449.00	\$3,681,958.00	\$4,602,449.00	\$724,500.00	\$579,600.00	S5307	\$3,102,358.00
Metro	Office Equipment		Multi-State	5693-13	MO-90-X296	N	0	\$625,100.00	\$500,080.00	\$625,100.00	\$28,200.00	\$22,560.00	S5307	\$477,520.00
Metro	Shop Equipment	Multiple Facilities	Multi-State	5694-13	MO-90-X296	N	0	\$1,498,986.00	\$1,199,188.00	\$1,498,986.00	\$344,281.00	\$275,424.80	S5307	\$923,763.20
Metro	Facility Improvements	Multiple Facilities	Multi-State	5695-13	MO-90-X296	N	0	\$988,139.00	\$790,511.00	\$988,139.00	\$582,494.00	\$465,995.20	S5307	\$324,515.80
Metro	Revenue Vehicles		Multi-State	5925A-14	MO-34-0004	N	0	\$18,232,899.00	\$15,497,964.00	\$18,232,899.00	\$7,554,391.25	\$6,043,513.00	S5339	\$9,454,451.00
Metro	Metrolink Row Maintenance	Bridges And Tunnels--	Multi-State	5930A-14	MO-54-0001	N	0	\$10,543,950.00	\$8,435,160.00	\$10,543,950.00	\$1,000,000.00	\$800,000.00	S5337	\$7,635,160.00
Metro	Metrolink Row Maintenance	Stations And Parking Lots--	Multi-State	5930D-16	MO-54-0001	N	0	\$8,772,916.00	\$7,018,333.00	\$8,772,916.00	\$1,302,000.00	\$1,041,600.00	S5337	\$5,976,733.00
Metro	Metrolink Improvements	Track Rehabilitation--	Multi-State	5931-14	MO-54-0001	N	0	\$7,546,866.00	\$6,037,492.00	\$7,546,866.00	\$1,000,000.00	\$800,000.00	S5337	\$5,237,492.00
Metro	Maintenance Facility Improvements		Multi-State	5934-14	MO-90-X296	N	0	\$2,677,643.00	\$2,142,112.00	\$2,677,643.00	\$777,417.00	\$621,933.60	S5307	\$1,520,178.40
Metro	Support Equipment	Replacement And Rehab--	Multi-State	5935-14	MO-90-X296	N	0	\$712,536.00	\$570,028.00	\$712,536.00	\$669,536.00	\$535,628.80	S5307	\$34,399.20
Metro	Information Systems Improvements	Hardware And Software Upgrades And Improvements--	Multi-State	5937-14	MO-90-X296	N	0	\$8,072,711.00	\$6,458,169.00	\$8,072,711.00	\$2,055,945.00	\$1,644,756.00	S5307	\$4,813,413.00
Metro	Metrolink Row Improvements		Multi-State	6440-15	MO-57-X009	N	0	\$15,205,848.00	\$12,164,678.00	\$15,205,848.00	\$1,819,721.00	\$1,455,776.80	S5337	\$10,708,901.20
Metro	North County Transit Center, Phase 2	Construction Of Bus Garage, Maintenance--	St. Louis	5922C-14	MO-90-X296	N	0	\$5,800,605.00	\$4,640,484.00	\$5,800,605.00	\$4,001,300.00	\$3,201,040.00	S5307	\$1,439,444.00
Metro	North County Transit Center, Phases 1 & 2		St. Louis	5922D-16	MO-90-X296	N	0	\$8,112,173.00	\$6,489,738.00	\$8,112,173.00	\$2,000,000.00	\$1,600,000.00	S5307	\$4,889,738.00
Metro	Tunnels And Bridges Rehab		St. Louis City	5172A-14	MO-54-0001	N	0.2	\$7,797,152.00	\$6,237,721.00	\$7,797,152.00	\$2,783,500.00	\$2,226,800.00	S5337	\$4,010,921.00
Metro	Tunnel & Interlocking Rehab	Metrolink Rehabilitation	St. Louis City	5339-11	MO-90-X296	N	0	\$1,578,874.00	\$1,263,099.00	\$1,578,874.00	\$692,560.00	\$554,048.00	S5307	\$709,051.00
Metro	Retaining Wall Rehabilitation	Structural Rehabilitation Of Retaining Wall--	St. Louis City	6528-15	MO-57-X010	N	0.18	\$7,751,300.00	\$6,201,040.00	\$7,751,300.00	\$3,750,000.00	\$3,000,000.00	S5307	\$3,201,040.00

* FUNDS TRANSFERRED FROM FHWA TO FTA

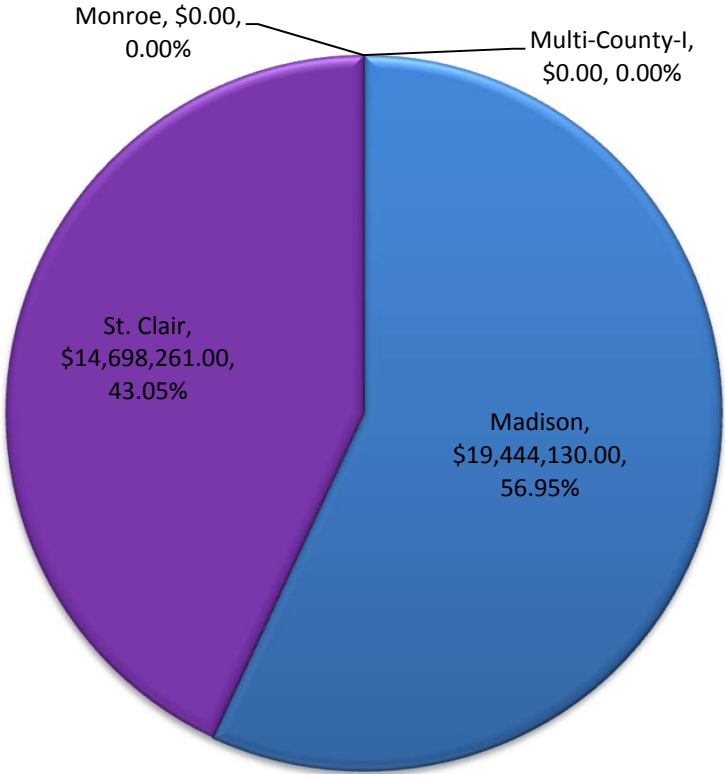
Appendix A – Obligation Charts by Agency

FFY 2014 FHWA Obligations and Awards by Fund Source (Illinois)



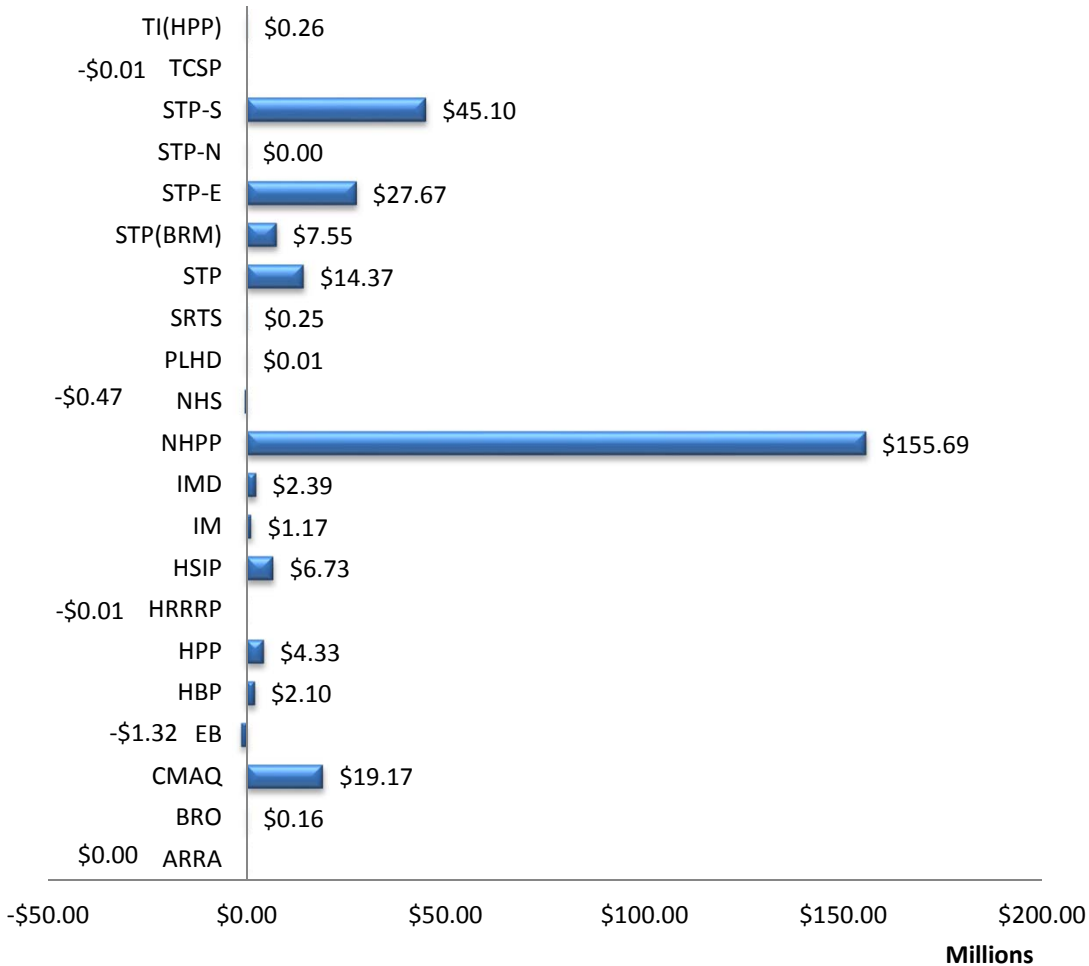
- Total FHWA obligations in the Illinois region for FFY 2014 was \$34,142,391.
- A total of 15 projects obligated in the Illinois side of the region during FFY 2014.
- Three of the obligated projects (20%) used local programs funding (CMAQ) which makes up for approximately 3% of all federal funding obligated in Illinois for the fiscal year.
- The NHPP funding category accounts for 83% of all funds obligated in FFY 2014.

FFY 2014 FHWA Obligations and Awards by County (Illinois)



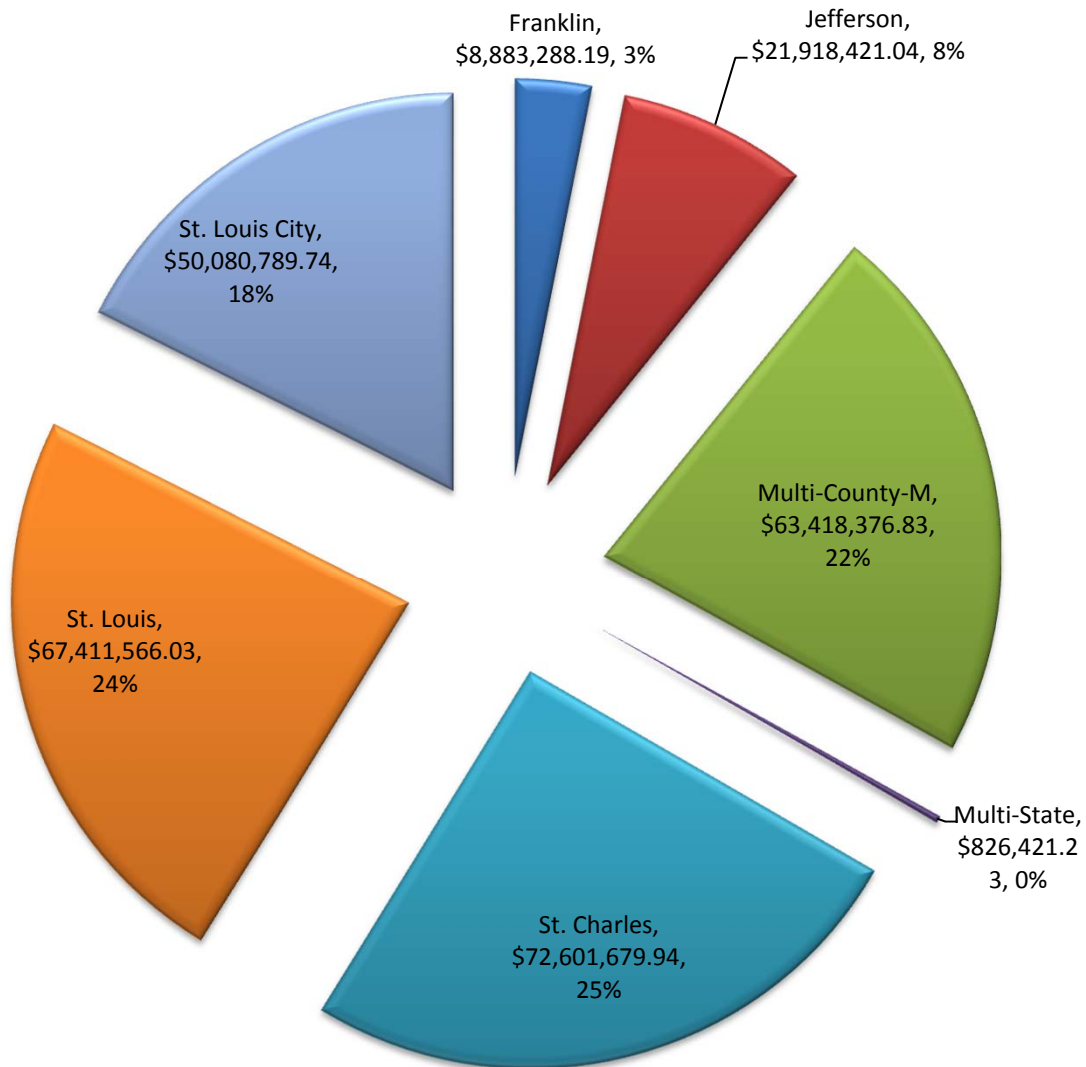
- The region's expenditures were obligated between two counties, Madison and St. Clair, in FFY 2014.
- The I-255 Resurfacing project in Madison County accounted for the largest obligation.

FFY 2014 FHWA Obligations and Awards by Fund Source (Missouri)



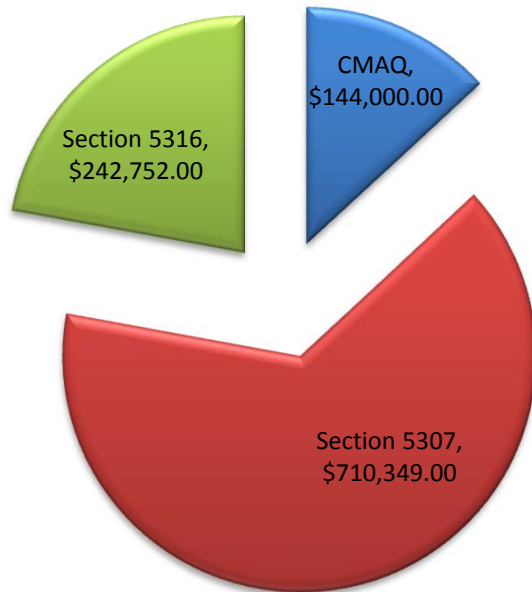
- Total FHWA obligations in the Missouri region for FFY 2014 was \$285,140,543.
- A total of 356 projects obligated in the Missouri region during FFY 2014.
- 225 of these projects (slightly more than 63%) used local programs funding (CMAQ, STP-S, BRM, STP-E) of approximately \$99.5 million which accounts for 35% of all funding obligated for the fiscal year.
- The NHPP funding category obligated the most funds this fiscal year with a total of \$155.7 million.

FFY 2014 Obligations by County (Missouri)



- The regions' expenditures were divided among five counties, Franklin, Jefferson, St. Charles, St. Louis City, and St. Louis County. Multi-County projects crossed county boundaries .
- 25% of funds were obligated in St. Charles County in FFY 2014 and St. Louis County obligated 24% of the expenditures in the region.

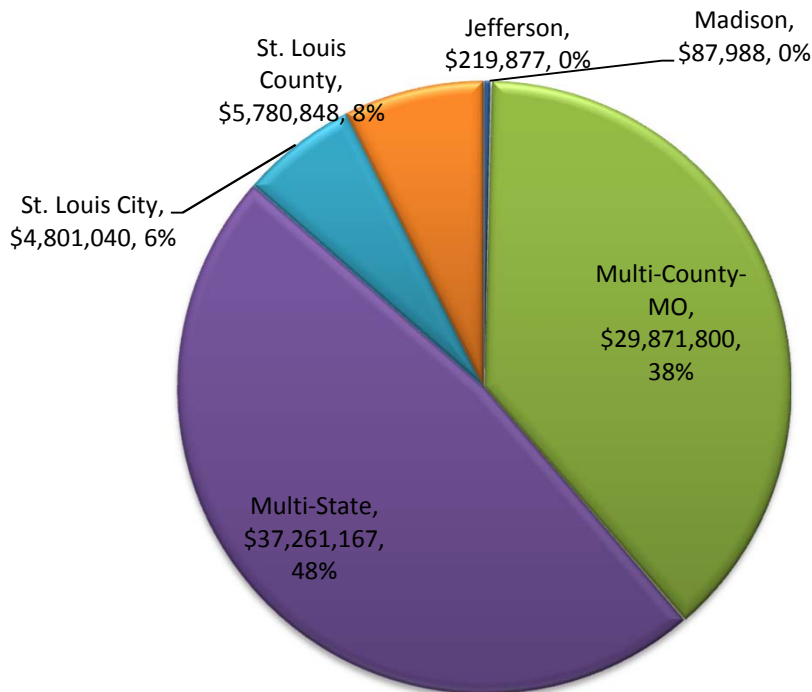
FFY 2014 Obligations by FTA Fund Source (Madison County Transit District)



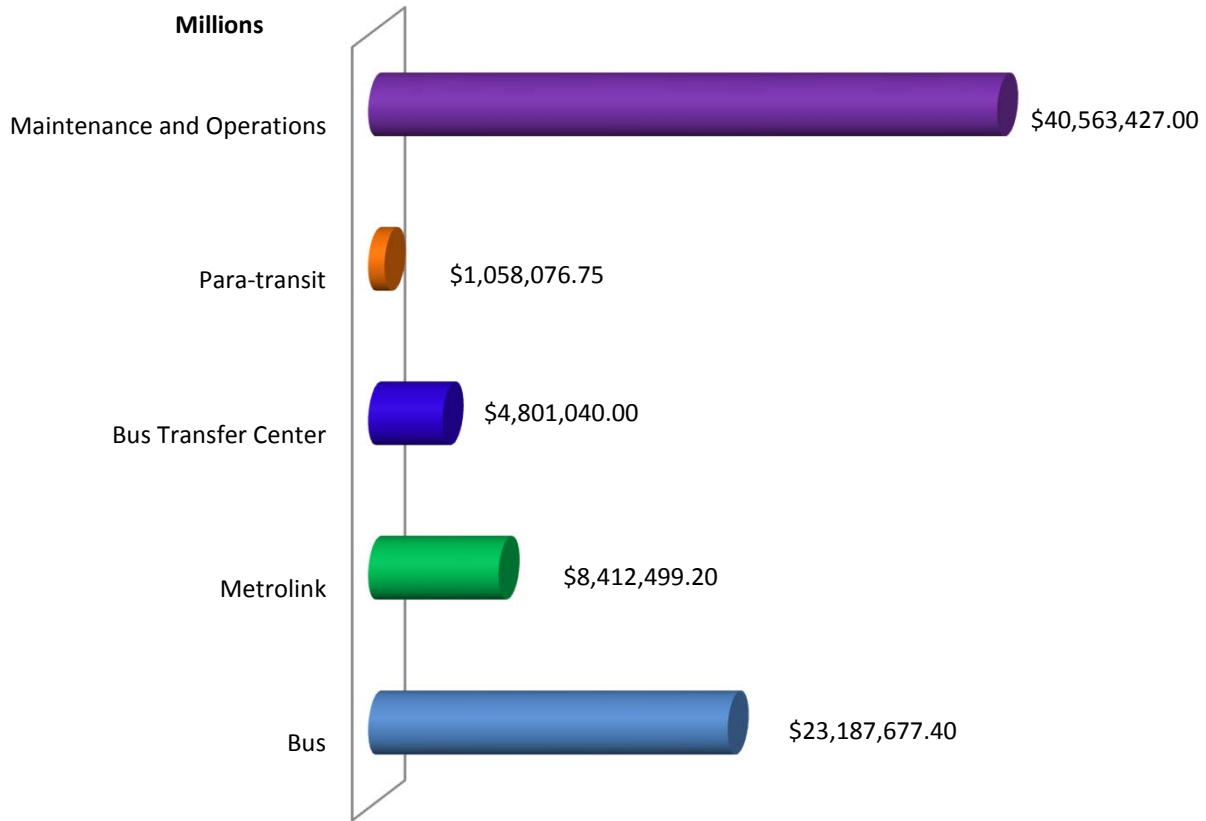
- During FFY 2014, approximately \$1.09 million FTA funds were obligated by Madison County Transit District.
- The funds were mainly used for the Section 5307 and Section 5316 programs, with most funds obligated under Section 5307.

FFY 2014 FTA Obligations by County (Metro)

- Metro's obligations were divided among six counties, Jefferson, Madison, Multi-County-MO, Multi-State, St. Louis City, and ST. Louis County.
- Most projects obligated funding for projects occurring across state boundaries and in multiple counties in the region.



FFY 2014 Obligations by Category (Metro)



- The Maintenance and Operations category shows that \$40.5 million of transit expenditures were used for maintaining the existing transit system including maintenance on facilities and improvements to tunnels.
- Metro also obligated funds for bus acquisitions and paratransit services such as Call-A-Ride and the Jeff Co Transit Employment Shuttle.

Appendix B - Definitions of Federal Programs

- **ARRA - American Recovery and Reinvestment Act**
This program consists of projects specifically receiving federal funds provided through the American Recovery and Reinvestment Act of 2009 (ARRA). Funding was provided through the Federal Highway Administration and Federal Transit Administration. Agencies with projects funded through ARRA are required to provide reports to the Office of Management of Budget in order to show accountability and transparency of the use of funds to Congress and the taxpayers. These are available at www.recovery.gov.
- **BRO, BRM, BRRP (SEE HBP or Highway Bridge Program)**
- **CMAQ - Congestion Mitigation and Air Quality Improvement Program**
This program funds projects in air quality non-attainment areas and maintenance areas for ozone, carbon monoxide, and small particulate matter (PM2.5), with the goal of reducing transportation-related emissions and helping metropolitan areas comply with national ambient air quality standards.
- **EB – Equity Bonus**
This program ensures that each state receives a specific share of the aggregate federal funding for major highway programs (I-M, STP, etc). The share is based on the relative rate of return of the State’s share of contributions to the Highway Account of the Highway Trust Fund.
- **HBP - Highway Bridge Program**
This program provides funding to (1) replace or rehabilitate on-system bridges that have been classified as structurally deficient or functionally obsolete by federal standards and (2) do bridge painting, provide seismic retrofitting, install scour countermeasures, and do systematic preventive maintenance for on-system bridges regardless of whether or not the bridge is eligible for rehabilitation or replacement. Highway Bridge Program funds are also allocated to local public agencies in Illinois in the form of the Bridge Replacement and Rehabilitation Program (BRRP) and in Missouri as the On-System Bridge Replacement and Rehabilitation Program (BRM) and Off-System Bridge Replacement and Rehabilitation Program (BRO).
- **HPP High Priority Projects or “earmarks”**
This program consists of projects specifically designated in SAFETEA-LU or congressional appropriation bills as High Priority Projects. For the purpose of categorizing projects and funding sources in the TIP, this designation also refers to earmarked projects included in other legislation such as appropriation bills. Designated funds can only be used for the project as described in the law.

- **HRRRP - High Risk Rural Road Program**
 The purpose of this program is to achieve a significant reduction in traffic fatalities and incapacitating on rural roads. A high risk rural road is defined as any roadway functionally classified a rural major or minor collector or rural local road on which the accident rate for fatalities and incapacitating injuries exceeds the statewide average.
- **HSIP - Highway Safety Improvement Program**
 The purpose of the HSIP is to achieve a significant reduction in traffic fatalities and serious injuries on all public roads. The HSIP emphasizes a data-driven, strategic approach to improving highway safety that focuses on results.
- **IM, IMD - Interstate Maintenance Program**
 The Interstate Maintenance program provides funding for rehabilitation and reconstruction of the interstate highway system. It cannot be used to add lanes or otherwise expand the capacity of the interstates.
- **NHPP - National Highway Performance Program**
 This program provides support for the condition and performance of the National Highway System (NHS), for the construction of new facilities on the NHS, and to ensure that investments of Federal-aid funds in highway construction are directed to support progress toward the achievement of performance targets established in a State's asset management plan for the NHS.
- **NHS - National Highway System Program**
 The NHS program provides funding for improvements to rural and urban roads that are part of the National Highway System, including the Interstate system and designated connections to major intermodal terminals.
- **PLHD – Public Lands Highways Discretionary Program**
 This program provides funding for transportation research and engineering and construction of highways, roads, parkways, and transit facilities located on public lands, and national parks and are available for any eligible transportation project that is within or adjacent to, or that provides access to, the areas served by a public lands highway.
- **RRXNG - Elimination of Hazards at Railway-Highway Crossings**
 The purpose of this program is to achieve a significant reduction in traffic fatalities and serious injuries on all public roads.
- **SRTS - Safe Routes to Schools Program**
 This program is intended to enable and encourage children, including those with disabilities, to walk and bicycle to school; to make walking and bicycling to school safe and more appealing; and to facilitate the planning, development and implementation of projects that will improve safety, and reduce traffic, fuel consumption, and air pollution in the vicinity of schools. Funding is available for use within approximately two miles of a primary or middle school (K-8).

- **STP, STP-N, STP-S, STP-E - Surface Transportation Program**
The Surface Transportation Program (STP) provides flexible funding for states and localities for improvements on public roads and bridges, transit capital projects, and improvements to transit terminals and facilities. Fifty percent of a state's STP funds must be spent in metropolitan areas with populations over 200,000. These suballocated funds (STP-S) are most likely used on locally sponsored projects. A minimum of 10% of STP funds statewide must be spent on "transportation enhancements," non-traditional projects such as historic preservation, alternative non-motorized transportation, and landscaping. Transportation Enhancement projects (STP-E) must be related to surface transportation. STP-R funds are allocated in Illinois to counties for use on roads in rural areas. STP-N or small urban funds are allocated to urban clusters in the Missouri portion of the region.
- **TAP – Transportation Alternatives Program**
This program provides funding for programs and projects defined as transportation alternatives. Such projects include on and off road pedestrian and bicycle facilities, safe routes to school, community involvement, environmental mitigation, etc.
- **TCSP - Transportation, Community, And System Preservation Program**
This program is intended to facilitate the planning, development, and implementation of strategies to integrate transportation, community, and system preservation plans and practices. Funding can be used for improving the efficiency of the transportation system, reduce impacts of transportation on the environment, and provide efficient access to jobs, services and centers of trade.

Funding categories administered by the Federal Transit Administration are described below

- Section 5307 Operating Assistance and Capital Program
This program provides capital and operating assistance for urban public transit services. Funds available to the region are determined nationally by a formula based on population and existing transit service.
- Section 5316 – Job Access / Reverse Commute (JARC) Program
This competitive grant program provides funding for (1) Job Access projects targeted at developing new or expanded transportation services for welfare recipients and low-income persons and (2) Reverse commute projects targeted at providing transportation services to suburban employment centers from urban, rural, and other suburban locations.
- Section 5317 – New Freedom Program
This grant program provides capital and operating assistance to new public transportation services to help reduce barriers to transportation services and expand the transportation mobility options available to people with disabilities beyond the requirements of the Americans with Disabilities Act (ADA) of 1990.
- Section 5337 – State of Good Repair Grants
This grant program provides assistance to maintain public transportation systems in a state of good repair such as fixed guideway systems and high intensity buses. Projects are only eligible if they are included in a transit asset management plan.

Appendix C - Definition of 23 CFR 450.332

§ 450.332 Annual listing of obligated projects.

- (a) In metropolitan planning areas, on an annual basis, no later than 90 calendar days following the end of the program year, the State, public transportation operator(s), and the MPO shall cooperatively develop a listing of projects (including investments in pedestrian walkways and bicycle transportation facilities) for which funds under 23 U.S.C. or 49 U.S.C. Chapter 53 were obligated in the preceding program year.
- (b) The listing shall be prepared in accordance with §450.314(a) and shall include all federally funded projects authorized or revised to increase obligations in the preceding program year, and shall at a minimum include the TIP information under §450.324(e)(1) and (4) and identify, for each project, the amount of Federal funds requested in the TIP, the Federal funding that was obligated during the preceding year, and the Federal funding remaining and available for subsequent years.
- (c) The listing shall be published or otherwise made available in accordance with the MPO's public participation criteria for the TIP.

Appendix D – Advance Construction – Illinois

The list on the following page shows projects included in the FY 2014-2017 Transportation Improvement Program that used advance construction (AC). Advance construction is a technique that allows a State to initiate a project using non-federal funds while preserving eligibility for future Federal-aid funds. After an advance construction project is authorized, the State may convert the project to regular Federal-aid funding provided Federal funds are made available for the project. This practice is used in anticipation of future federal funds. This list shows the amount being converted to federal funds as well as what federal funding category the funds are being converted to. When the project converts to federal funds in a later fiscal year, it will appear in the listing of projects obligating federal funds.

Projects Utilizing Advance Construction - Illinois

<u>Sponsor</u>	<u>Title</u>	<u>Description</u>	<u>County</u>	<u>TIP #</u>	<u>Sponsor #</u>	<u>Bike Elements</u>	<u>Ped Elements</u>	<u>Length (Miles)</u>	<u>Total Project Cost (As Programmed)</u>	<u>Federal Funds - Future</u>	<u>Future Federal Category</u>
Belleville	West Belleville Bike Trail, Phase 2	Wesley Dr To S 52Nd St	ST. CLAIR	5363A-14	P-98-301-14	Y	N	2.00	\$1,632,060.00	\$110,112.00	STP-E
Bethalto	Central Street	At Prairieadd Left Turn Lanes	MADISON	6423-14	P-98-302-14	N	N	0.30	\$830,000.00	\$74,160.00	CMAQ
Centreville	Robert Price Road	Pocket Road To Park Drive.	ST. CLAIR	5233-14	C-98-365-11	N	N	0.57	\$524,505.00	\$341,030.00	STP-S
Collinsville	Clinton Bridge	Canteen Creek 0.1 Mi Se Of Il 159--Bridge Replacement	MADISON	5320-14	C-98-333-10	N	N	0.01	\$2,213,000.00	\$932,071.00	BRRP
Collinsville	Collinsville Downtown Streetscape, Ph 4	E. Main - Il 159 To Aurora; Aurora - E. Main To E. Clay;E. Clay - Aurora To Chestnut	MADISON	4710B-14	P-98-308-13	N	Y	0.25	\$1,475,000.00	\$108,640.00	STP-E
Collinsville	Summit Avenue Bridge	70' S Of Summit Avenue And Johnson Hill Road--Bridge Replacement	MADISON	5627-15	C-98-369-11	N	Y	0.03	\$562,500.00	\$562,000.00	STP-S
Collinsville	Twin Echo Elementary School	Carl St - S. Morrison Rd To Echo Dr--construct, Replace Or Repair Sidewalks	ST. CLAIR	5666J-13	P-98-305-12	N	Y	0.24	\$250,000.00	\$55,000.00	SRTS
Columbia	North Main Street	Whiteside Street To Crestview Drive	MONROE	5224-14	C-98-366-11	N	N	0.73	\$583,000.00	\$436,500.00	STP-S
Edwardsville	West Union Street	St. Louis Street To North Main Streetresurfacing, Curb And Gutter, Sidewalks	MADISON	5630-15	C-98-379-11	N	Y	0.55	\$733,000.00	\$414,000.00	STP-S
Freeburg	Il 15	At Urbanna Drive--construct, Replace, Or Repair Sidewalk	ST. CLAIR	5666B-12	C-98-343-12	N	Y	0.10	\$225,000.00	\$197,000.00	SRTS
Glen Carbon	Glen Carbon Road, Phase 3	Glen Crossing/Meridian Road To Il 159--Resurfacing	MADISON	5636-15	C-98-378-11	N	N	1.65	\$452,758.00	\$294,600.00	STP-S
IDOT	Collinsville Road	0.15 Miles East Of I-255 To 0.15 Miles West Of Il 157	MADISON	5037P-12	C-98-009-12	N	N	0.40	\$1,000,000.00	\$1,446,803.00	HSIP
IDOT	I-55/70/255 Ramps	Nb 55/70 To Eb 70, Nb 255 To Eb 64, Nb 255 To Eb Il 15, Wb 70 To Sb 55/70 - High Friction Surface Treatment	MULTI-COUNTY-I	6523-14	C-98-045-14	N	N	2.40	\$1,300,000.00	\$1,335,771.00	HSIP
IDOT	I-70	2.5 Mi E Of I-55/270 To 0.1 Mi W/O Prairie Rd--resurfacing/Bridge Repairs/Sealing	MADISON	5504-15	C-98-001-12	N	N	9.17	\$29,000,000.00	\$22,499,100.00	NHPP
IDOT	Il 140	0.2 Mi West Of Il 159 To 0.1 Mi East Of Park Ave--resurfacing	MADISON	6432-14	C-98-058-13	N	N	6.80	\$2,000,000.00	\$2,272,151.00	STP
IDOT	Il 143/Il 157/Il 159	W High St To E Schwartz St & Il-143 To Schwartz St--resurfacing	MADISON	5941-15	C-98-072-13	N	N	2.23	\$1,000,000.00	\$1,112,000.00	STP
IDOT	Il 159	0.1 Mi N Of Il 140 To Il 143--Resurfacing (3P), Bridge Repair	MADISON	5159-13	C-98-026-13	N	N	5.50	\$2,700,000.00	\$2,163,216.00	STP
IDOT	Il 203	Chain Of Rocks Rd To Madison Ave In Granite City--resurfacing, Bridge Repairs And Sealing	MADISON	5201-13	C-98-025-13	N	N	3.40	\$1,400,000.00	\$1,132,157.00	NHPP
IDOT	IL 3	NSRR @ IL 3 in Brooklyn; new circuitry, signals, and gates	ST. CLAIR	6429A-14	C-98-412-14	N	N	0.10	\$400,000.00	\$400,000.00	RRXNG
IDOT	Il 3	Jersey Co Line To Pierce Ln--resurfacing	MADISON	6430-14	C-98-034-12	N	N	4.70	\$2,100,000.00	\$3,154,230.00	STP
IDOT	Martin Luther King Jr. Bridge	Over Mississippi Riverbridge Deck Repair- 50/50 Split With Modot	MULTI-STATE	4591-10	C-98-080-07	N	N	0.00	\$16,680,000.00	\$6,000,000.00	NHPP
Illinois EPA	Marine Vessel Engine Repower	Repower 3 Marine Vessels Serving Mississippi River Innon-Attainment Area	MULTI-COUNTY-I	6509-15	P-75-001-15	N	N	0.00	\$1,168,062.00	\$652,642.00	CMAQ
Lebanon	Alton Street	Belleville Street To Summerfield Street	ST. CLAIR	5001-13	C-98-315-12	N	N	0.46	\$917,440.00	\$537,000.00	STP-S
Madison	Bissell Street, Phase 1	Klein Avenue To Norfolk Southern Rr	MADISON	5216-14	C-98-302-11	N	N	0.15	\$789,200.00	\$541,000.00	STP-S
Madison County	Moro Road	Over Indian Creek (1.5 Miles West Of Il 159)Replace Bridge	MADISON	5665-14	C-98-325-12	N	N	0.10	\$1,110,000.00	\$682,804.00	BRRP
Madison County	Troy-O'Fallon Road	Troy To St. Clair Co. Line--resurfacing	MADISON	5656-13	C-98-364-11	N	N	4.12	\$1,200,000.00	\$764,644.00	STP-R

Projects Utilizing Advance Construction - Illinois

<u>Sponsor</u>	<u>Title</u>	<u>Description</u>	<u>County</u>	<u>TIP #</u>	<u>Sponsor #</u>	<u>Bike Elements</u>	<u>Ped Elements</u>	<u>Length (Miles)</u>	<u>Total Project Cost (As Programmed)</u>	<u>Federal Funds - Future</u>	<u>Future Federal Category</u>
Mascoutah	Infrastructure Improvements	Various Locationstraffic Control With Traffic Lights Or Signs	ST. CLAIR	5666D-12	C-98-344-12	N	Y	0.10	\$41,000.00	\$199,001.00	SRTS
Mascoutah	Infrastructure Improvements	Various Locationsinstall New Or Improved Signage	ST. CLAIR	5.67E-09	C-98-344-12	N	Y	0.10	\$40,000.00	\$199,001.00	SRTS
Mascoutah	Infrastructure Improvements	Various Locationsconstruct, Replace Or Repair Sidewalk	ST. CLAIR	5666F-12	C-98-344-12	N	Y	0.00	\$145,001.00	\$199,001.00	SRTS
O'Fallon	Milburn School Rd Sidewalk & Pedestrian Bridge	Pausch Rd To Red Hawk Ridge Lane--Construct Sidewalk	ST. CLAIR	6419-14	P-98-303-14	N	Y	0.41	\$450,840.00	\$42,389.00	CMAQ
Sauget	Curtiss Steinburg	At Sauget Industrial Parkway	ST. CLAIR	5237-11	P-98-306-14	N	N	0.35	\$585,023.00	\$67,985.00	CMAQ
Sauget	Queeny Ave, Falling Springs Rd,Sauget Indust Pkwy	Il 3 To I-255Safetea-Lu Earmark - Sec. 1702 # 1279	ST. CLAIR	4598B-09	C-98-331-06	N	N	0.00	\$750,000.00	\$503,113.00	HPP
Shiloh	Shiloh Station Road, Phase 3	265' North To 465' South Of Johnson Road--reconstruct - Sidewalks - Intersection Imp.	ST. CLAIR	5877-16	C-98-353-12	N	N	0.14	\$523,080.00	\$277,360.00	STP-S
St. Clair County	Baldwin Rd	400' S/O Randolph Co Line - Ridson School Rd--reduce Severe Curves, Add Shoulders	ST. CLAIR	5667-13	C-98-347-12	N	N	1.13	\$970,000.00	\$873,000.00	HSIP
Troy	S. Main Reconstruction, Phase 3	Us 40 To Prospect Street Streetscape - Sidewalk	MADISON	5988A-14	P-98-300-14	N	Y	0.61	\$550,000.00	\$58,537.00	STP-E
Waterloo	Waterloo Park-And-Ride	At South Fourth And Library	MONROE	5885-13	C-98-367-12	N	N	0.00	\$134,192.00	\$95,000.00	CMAQ