

# 2015 OZONE SEASON

Air Quality Advisory  
Committee

March 29, 2016



EAST-WEST GATEWAY  
Council of Governments

Creating Solutions Across Jurisdictional Boundaries

# Ozone Data Sharing Project

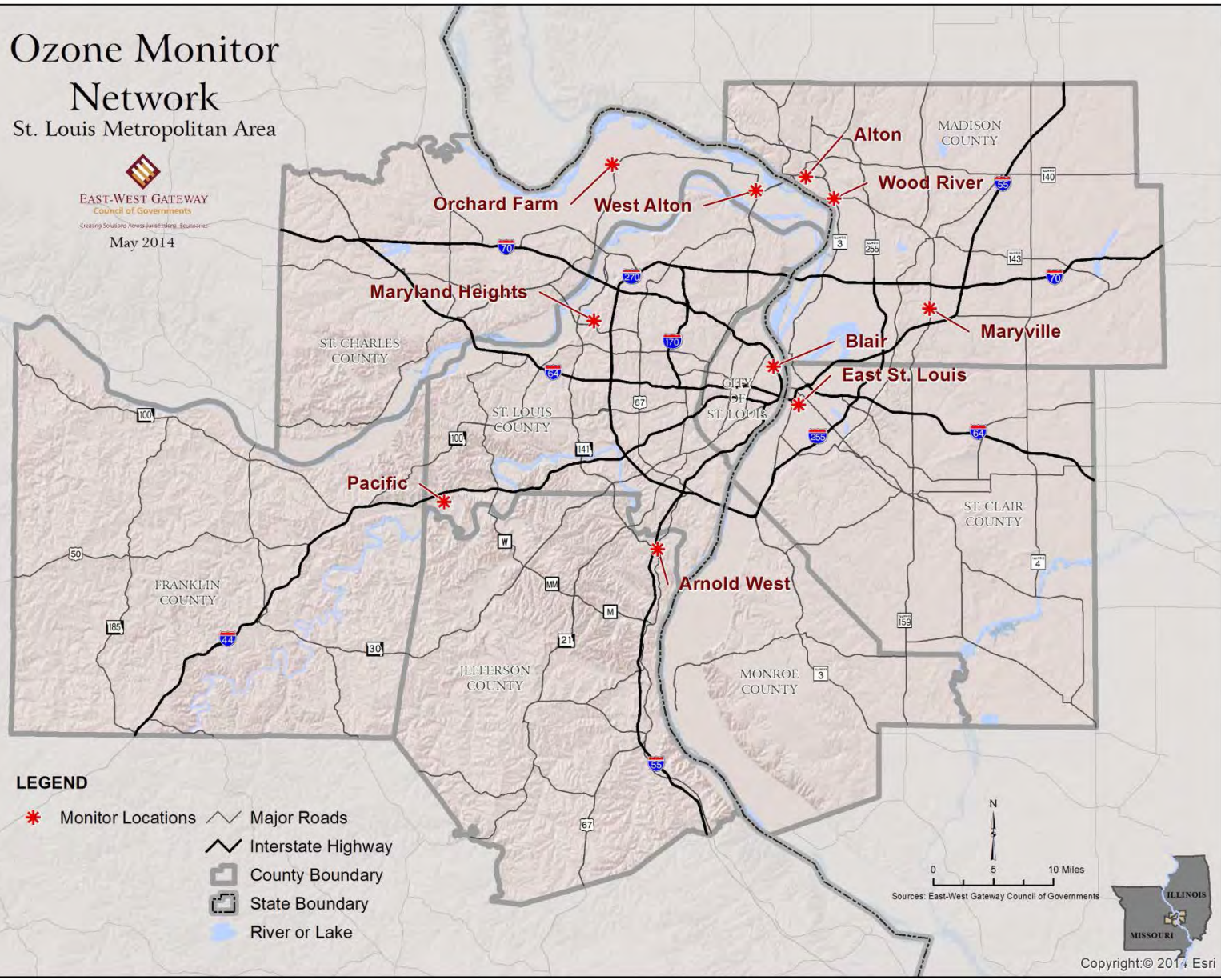
- Ozone Season - April 1 to October 31
- East-West Gateway acts as a clearinghouse for ozone data
- Initial quality assurance screening
- Prepare reports









# Ozone Monitor Network

## St. Louis Metropolitan Area

  
**EAST-WEST GATEWAY**  
 Council of Governments  
 Creating Solutions Across Jurisdictions. Boundaries!  
 May 2014



### LEGEND

-  Monitor Locations
-  Major Roads
-  Interstate Highway
-  County Boundary
-  State Boundary
-  River or Lake



Copyright © 2014 Esri

# 2008 Ozone Standard

- 75 parts per billion (ppb)
- Exceedance is when an 8-hour average of values is calculated to be  $> 75$  ppb on any given day
- Violation is when 3-year average of 4<sup>th</sup> highest annual average is calculated to be  $> 75$  ppb



# 2015 Ozone Season

- Non-Attainment Area – 1 Exceedance
  - July 24 at Orchard Farm (78 ppb)
- No exceedances at Transport/Tracking Monitors

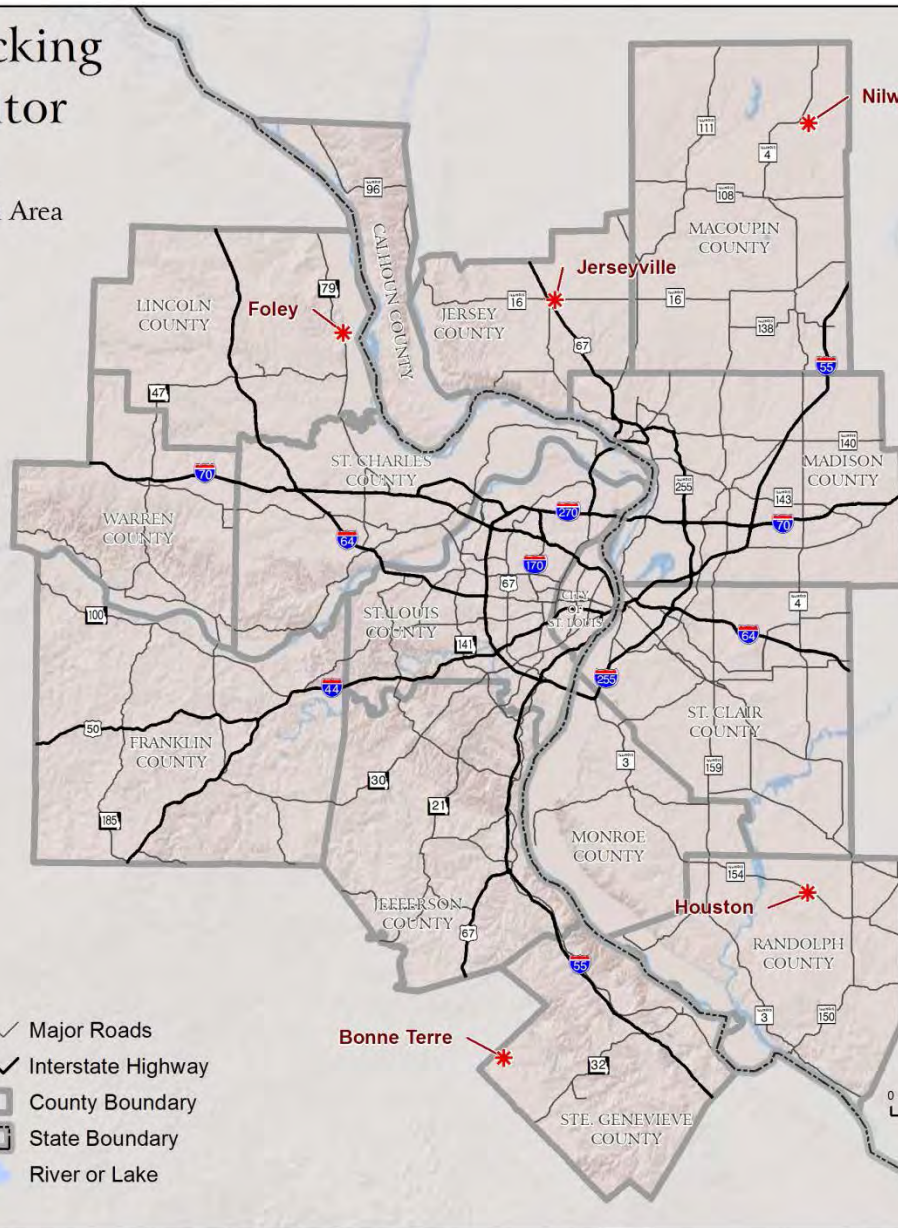


# Transport Tracking Ozone Monitor Network







St. Louis Metropolitan Area




**EAST-WEST GATEWAY**  
Council of Governments  
*Creating Solutions Across Jurisdictional Boundaries*  
May 2014



## LEGEND

-  Monitor Locations
-  Major Roads
-  Interstate Highway
-  County Boundary
-  State Boundary
-  River or Lake



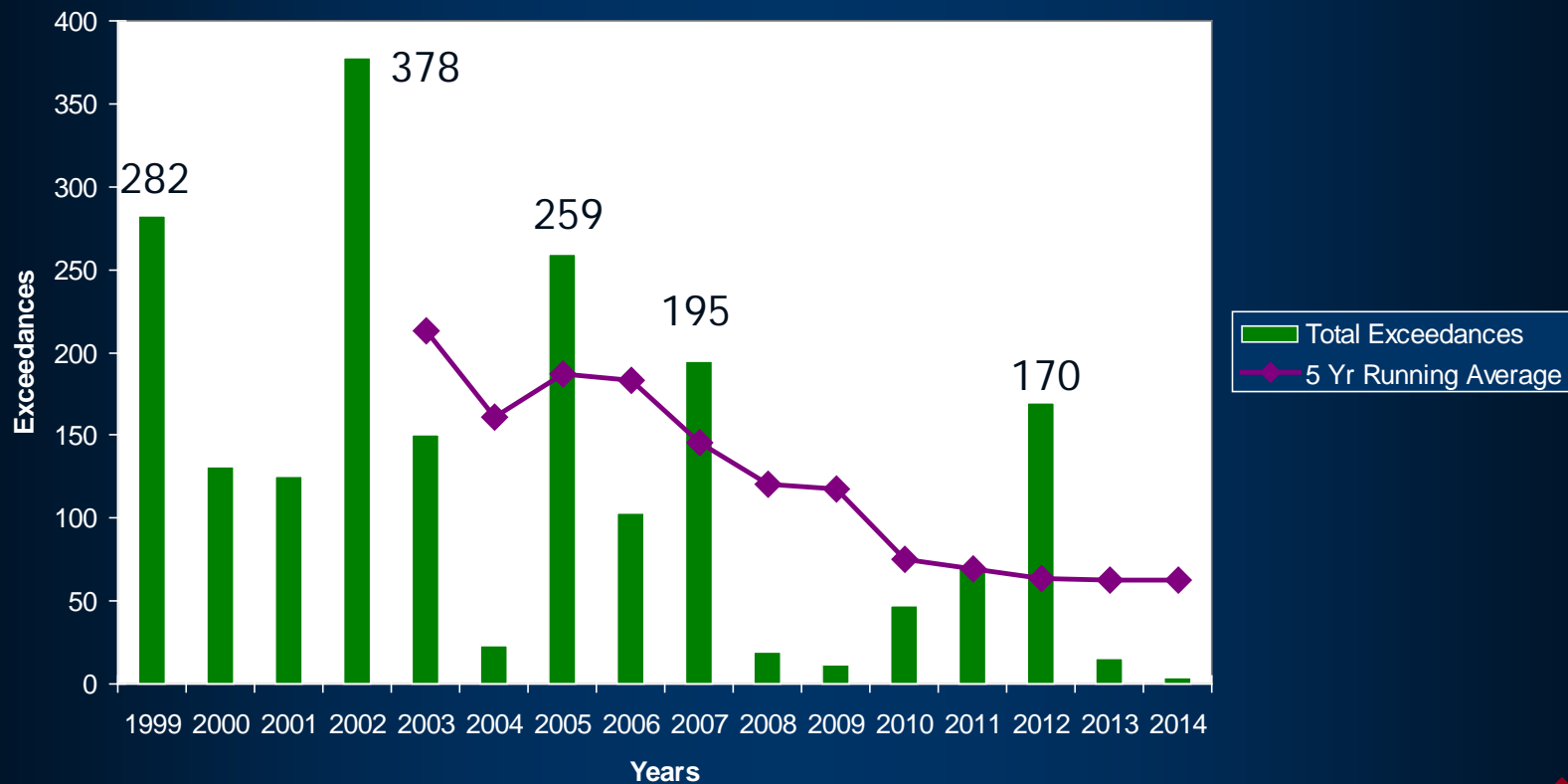
Sources: East-West Gateway  
Council of Governments

# Summer Weather Facts

Averages Calculated by National Weather Service	Years			
	2012	2013	2014	2015
Average number of days with temperatures $\geq 90^{\circ}$ 36	60	37	34	49
Average number of days temperatures $\geq 100^{\circ}$ 2	21	2	1	1



# 1999 - 2015 Exceedances 2008 8-Hour Ozone Standard





# Trends

- Moderate to Marginal classification July 2012
- Area is in attainment of 2008 standard
- Missouri and Illinois have begun to work ...

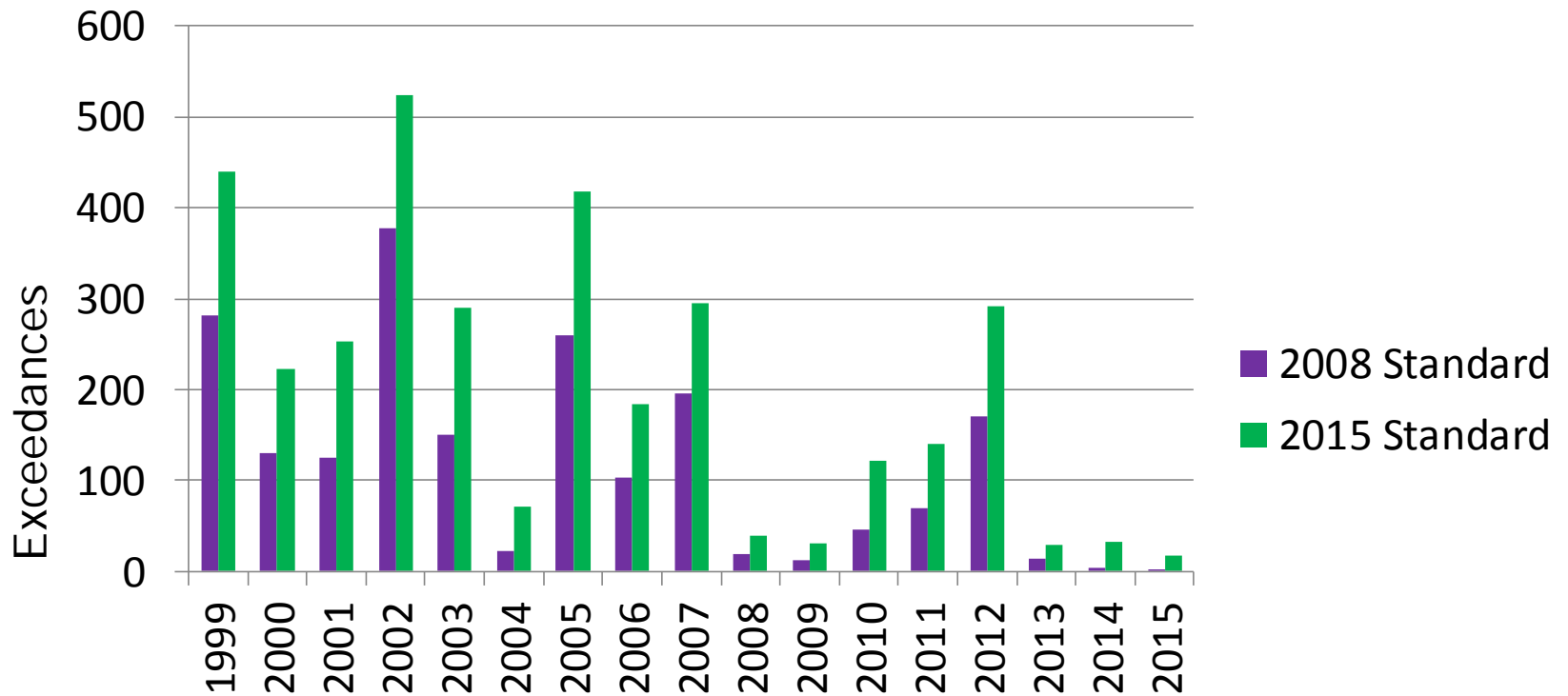


# October 1, 2015 Ozone Standard

- EPA strengthened standard to 70 ppb
- Exceedance - 8-hour average is  $>70$  ppb
- Violation - 3-year average of 4<sup>th</sup> highest annual average is  $> 70$  ppb



# Exceedances based on 2008 and 2015 Standards



# 2016 Ozone Season & Beyond

- Exceedances will be tracked using the 2015 standard
- In 2017, ozone season starts on March 1

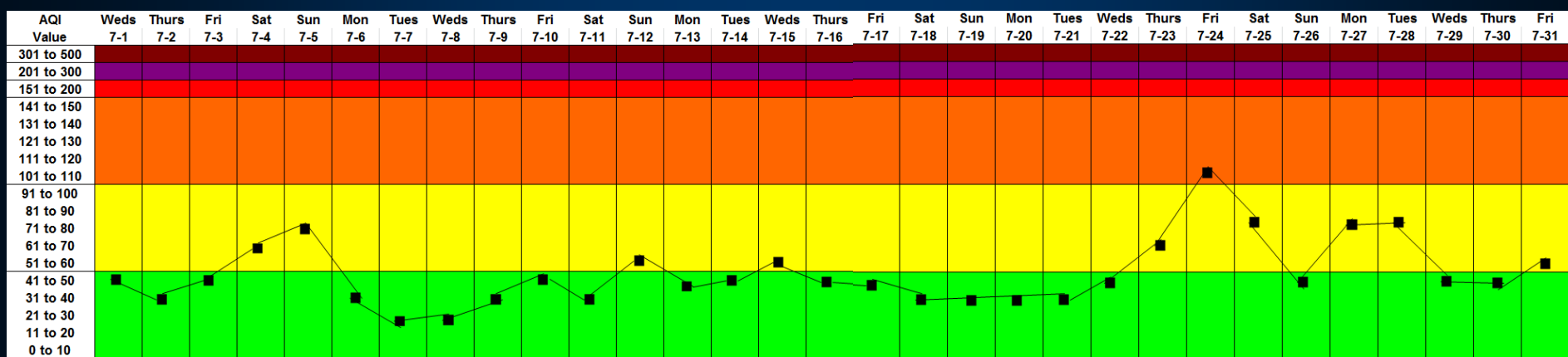


# For Additional Information

On-line Air Quality Resource Center

[www.ewgateway.org/environment/aq/aq.htm](http://www.ewgateway.org/environment/aq/aq.htm)

## July 2015 AQI Calendar



EAST-WEST GATEWAY  
Council of Governments

*Creating Solutions Across Jurisdictional Boundaries*